

**FPU® SYSTEMS OPERATION MANUAL
(INCLUDING REPAIR PARTS & SPECIAL TOOL LIST)
SMALL CABINET MODULE (SCM)
BOH FPU Field Pack-up Units**

CHAPTER 6

PARTS SUPPORTING INFORMATION

This page was intentionally left blank

PARTS SUPPORTING INFORMATION**FPU® SYSTEMS OPERATION MANUAL
(INCLUDING REPAIR PARTS & SPECIAL TOOL LIST)
SMALL CABINET MODULE (SCM)
BOH FPU Field Pack-up Units****INTRODUCTION TO MAINTENANCE ALLOCATION CHART (MAC)**

INTRODUCTION**BOH Environmental LLC Recommended MAC**

This introduction provides a general explanation of all maintenance and repair functions authorized at various maintenance levels under the standard Army Maintenance System concept.

The MAC (WP 0026 00), immediately following the introduction designates overall authority and responsibility for the performance of maintenance functions on the SCM. The application of the maintenance functions to the SCM shall be consistent with the capacities and capabilities of the designated maintenance levels, which are shown on the MAC in column (4) as:

Unit – includes two sub columns, C (operator/crew) and O (unit) maintenance.

Direct Support – includes an F sub column.

General Support – includes an H sub column.

Depot – includes a D sub column.

Maintenance Functions

Maintenance functions are limited to and defined as follows:

1. **Inspect:** To determine the serviceability of an item by comparing its physical and mechanical characteristics with established standards through examination (e.g., by sight, sound, or feel). This includes scheduled inspections.
2. **Test:** To verify serviceability by measuring the mechanical characteristics of an item and comparing those characteristics with prescribed standards on a scheduled basis, i.e., load testing of lift devices and hydrostatic testing of pressure hoses.
3. **Service:** Operations required periodically to keep an item in proper operating condition; e.g., to clean (includes decontaminate, when required), to preserve, to drain, to paint, or to replenish fuel, lubricants, chemical fluids, or gases.
4. **Adjust:** To maintain or regulate, within prescribed limits, by bringing into proper position, or by setting the operating characteristics to specific parameters.
5. **Align:** To adjust specified variable elements of an item to bring about optimum or desired performance.
6. **Calibrate:** To determine and cause corrections to be made or to be adjusted on instruments of test, measuring, and diagnostic equipment used in precision measurement. Consists of comparisons of two instruments, one of which is a certified standard of known accuracy, to detect and adjust any discrepancy in the accuracy of the instrument being compared.

7. Remove/Install: To remove and install the same item when required to perform service or other maintenance functions. Install may be the act of emplacing, seating, or fixing into position a spare, repair part, or module (component or assembly) in a manner to allow the proper functioning of an equipment or system.
8. Replace: To remove an unserviceable item and install a serviceable counterpart in its place. "Replace" is authorized by the MAC and assigned maintenance level is shown as the third position code of the Source, Maintenance and Recoverability (SMR) code.
9. Repair: The application of maintenance services, including fault location-Troubleshooting, removal/installation, disassembly/assembly procedures, and maintenance actions to identify troubles and restore serviceability to an item by correcting specific damage, fault, malfunction, or failure in a part, subassembly, module (component or assembly), end item, or system.

NOTE

The following definitions are applicable to the "REPAIR" maintenance functions of Service, Inspect, Test, Adjust, Align, Calibrate, and/or Replace:

Fault location-Troubleshooting – The process of investigating and detecting the cause of equipment malfunctioning; the act of isolating a fault within a system or Unit Under Test (UUT).

Disassembly/Assembly – The step-by-step breakdown (taking apart) of a spare/functional group coded item to the level of its least component, that is assigned an SMR code for the level of maintenance under consideration (i.e., identified as maintenance significant).

Actions – Welding, grinding, riveting, straightening, facing, machining, and/or resurfacing.

10. Overhaul: That maintenance effort (service/action) prescribed to restore an item to a completely serviceable/operational condition as required by maintenance standards in appropriate technical publications. Overhaul is normally the highest degree of maintenance performed by the Army. Overhaul does not normally return an item to like new condition.
11. Rebuild: Consists of those services/actions necessary for the restoration of unserviceable equipment to a like new condition in accordance with original manufacturing standards. Rebuild is the highest degree of materiel maintenance applied to Army equipment. The rebuild operation includes the act of returning to zero those age measurements (e.g., hours/miles) considered in classifying Army equipment/components.

Explanation of Columns in the MAC

Column (1) – Group Number. Column (1) lists Functional Group Code (FGC) numbers, the purpose of which is to identify maintenance significant components, assemblies, subassemblies, and modules with the Next Higher Assembly (NHA).

Column (2) – Component/Assembly. Column (2) contains the item names of components, assemblies, subassemblies, and modules for which maintenance is authorized.

Column (3) – Maintenance Function. Column (3) lists the functions to be performed on the item listed in column (2). (For a detailed explanation of these functions refer to "Maintenance Functions" outlined above).

Column (4) – Maintenance Level. Column (4) specifies each level of maintenance authorized to perform each function listed in column (3), by indicating work time required (expressed as man-hours in whole hours or decimals) in the appropriate sub column. This work time figure represents the active time required to perform that maintenance function at the indicated level of maintenance. If the number or complexity of the tasks within the listed maintenance function varies at different maintenance levels, appropriate work time figures are to be shown for each level. The work time figure represents the average time required to restore an item (assembly, subassembly, component, module, end item, or system) to a serviceable condition under typical field operating conditions. This time includes preparation time (including any necessary disassembly/assembly time), troubleshooting/fault location time, and quality assurance time in addition to the time required to perform the specific tasks identified for the maintenance functions authorized in the MAC. The symbol designations for the various maintenance levels are as follows:

- **C – Operator or crew maintenance**
- **O– Unit maintenance**
- **F – Direct Support maintenance**
- **L – Specialized repair activity (SRA)**
- **H – General support maintenance**
- **K – Commercial depot maintenance**

NOTE

The "L" maintenance level is not included in column (4) of the MAC. Functions to this level of maintenance are identified by a work time figure in the "H" column of column (4), and an associated reference code is used in the REMARKS column (6). This code is keyed to the remarks and the SRA complete repair application is explained there.

Column (5) – Tools and Equipment Reference Code. Column (5) specifies, by code, those common tool sets (not individual tools), common Test, Measurement and Diagnostic Equipment (TMDE), and special tools, special TMDE and special support equipment required to perform the designated function. codes are keyed to the entries in the tools and test equipment table.

Column (6) – Remarks Code. When applicable, this column contains a letter code, in alphabetical order, which is keyed to the remarks table entries.

END OF WORK PACKAGE

This page was intentionally left blank

PARTS SUPPORTING INFORMATION

FPU® SYSTEMS OPERATION MANUAL
(INCLUDING REPAIR PARTS & SPECIAL TOOL LIST)
SMALL CABINET MODULE (SCM)
BOH FPU Field Pack-up Units

MAINTENANCE ALLOCATION CHART (MAC)

(1) Group Number	(2) Component/Assembly	(3) Maintenance Function	(4) Maintenance Level					(5) Tools and Equipment Ref Code	(6) Remarks
			Unit		Direct Support	General Support	Depot		
			C	O	F	H	D		
00	SCM Module System								
01	SCM 55" Modules #01 through #17	INSPECT	0.1	0.1					
		SERVICE		0.2					
		REPLACE		1					
02	SCM 30" and 18" Cabinets	INSPECT	0.1	0.1					
		SERVICE		0.2					
		ALIGN		0.5					
		REPLACE		1					
		REPAIR			1				
03	SCM 36 " Modules #01 through #07	INSPECT	0.1	0.1					
		SERVICE		0.2					
		ALIGN		0.5					
		REPLACE		1					
		REPAIR			1				
04	SCM Hull Assemblies	INSPECT	0.1	0.1					
		SERVICE		0.2					
		ALIGN	0.5	0.5					
		REPLACE	0.2						
		REPAIR	0.2		1				

(1)	(2)	(3)	(4)					(5)	(6)
Group Number	Component/Assembly	Maintenance Function	Maintenance Level					Tools and Equipment Ref Code	Remarks
			Unit		Direct Support	General Support	Depot		
			C	O	F	H	D		
05	SCM Hull Accessories	INSPECT	0.1	0.1					
		SERVICE		0.2					
		ALIGN	0.5	0.5					
		REPLACE	0.2						
		REPAIR	0.2		1				
06	Drawer Assemblies	INSPECT	0.1	0.1					
		SERVICE		0.1					
		ALIGN		0.5					
		REPLACE		0.5					
		REPAIR			1				
07	Drawer Dividers	INSPECT	0.1	0.1					
		REPLACE		0.1					
08	Cabinet Base	INSPECT	0.1	0.1					
		SERVICE		0.2					
		REPLACE			1.5				
		REPAIR			1.5				
END OF TABLE									

END OF WORK PACKAGE

PARTS SUPPORTING INFORMATION

FPU® SYSTEMS OPERATION MANUAL (INCLUDING REPAIR PARTS & SPECIAL TOOL LIST) SMALL CABINET MODULE (SCM) BOH FPU Field Pack-up Units

INTRODUCTION TO REPAIR PARTS & SPECIAL TOOL LIST

INTRODUCTION

SCOPE

This Repair Parts & Special Tools List (RPSTL) lists and authorizes spares and repair parts; special tools; special test, measurement, and diagnostic equipment (TMDE); and other special support equipment required for performance of Operator, Unit, and Direct Support maintenance of the Parts Drawer Module system (SCM). It authorizes the requisitioning, issue, and disposition of spares, repair parts, and special tools as indicated by the Source, Maintenance, and Recoverability (SMR) codes.

GENERAL

In addition to the introduction work package, this RPSTL is divided into the following work packages:

1. **Repair Parts List Work Packages.** Work packages containing lists of spares and repair parts authorized by this RPSTL for use in the performance of maintenance. These work packages also include parts which must be removed for replacement of the authorized parts. Parts lists are composed of functional groups in ascending alphanumeric sequence, with the parts in each group listed in ascending figure and item number sequence. Sending units, brackets, filters, and bolts are listed with the component they mount on. Bulk materials are listed by item name in FIG. Repair parts kits are listed separately in their own functional group and work package. Repair parts for reparable special tools are also listed in a separate work package. Items listed are shown on the associated illustrations.
2. **Cross-Reference Indexes Work Packages.** There are two cross-reference index work packages in this RPSTL: the National Stock Number (NSN) Index work package and the Part Number (P/N) Index work package. The National Stock Number Index work package refers you to the figure and item number. The Part Number Index work package refers you to the figure and item number.

EXPLANATION OF COLUMNS IN THE REPAIR PARTS LIST

ITEM NO. (Column (1)). Indicates the number used to identify items called out in the illustration.
NSN (Column (2)). The NSN for the item is listed in this column.

CAGEC (Column (3)). The Commercial and Government Entity Code (CAGEC) is a five-digit code which is used to identify the manufacturer, distributor, or Government agency/activity that supplies the item.

PART NUMBER (Column (4)). Indicates the primary number used by the manufacturer (individual, company, firm, corporation, or Government activity), which controls the design and characteristics of the item by means of its engineering drawings, specifications, standards, and inspection requirements to identify an item or range of items.

NOTE

When you use an NSN to requisition an item, the item you receive may have a different P/N from the number listed.

DESCRIPTION AND USABLE ON CODE (UOC)

(Column (5)). This column includes the following information:

The ITEM/Assembly Progression (.Item or Assembly, ..Next Lower Item, ...Next Lower Item)

1. The federal item name, and when required a minimum description to identify the item.
2. P/Ns of bulk materials are referenced in this column in the line entry to be manufactured or fabricated.
3. Hardness Critical Item (HCI). A support item that provides the equipment with special protection from electromagnetic pulse (EMP) damage during a nuclear attack.
4. The statement END OF FIGURE appears just below the last item description in column (6) for a given figure in both the repair parts list and special tools list work packages.

QTY (Column (6)). The QTY (quantity per figure) column indicates the quantity of the item used in the breakout shown on the illustration/figure, which is prepared for a functional group, sub-functional group, or an assembly. A "AR (as required)" appearing in this column instead of a quantity indicates that the quantity is variable and quantity may change from application to application.

EXPLANATION OF CROSS-REFERENCE INDEX WORK PACKAGES FORMAT AND COLUMNS.

1. National Stock Number (NSN) Index Work Package.

STOCK NUMBER Column. This column lists the NSN in National Item Identification Number (NIIN) sequence. The NIIN consists of the last nine digits of the NSN.

NSN
(e.g.,5385-01-574-1476)

When using this column to locate an item, ignore the first four digits of the NSN. However, the complete NSN should be used when ordering items by stock number.

FIG. Column. This column lists the number of the figure where the item is identified/located. The figures are in numerical order in the repair parts list and special tools list work packages.

ITEM Column. The item number identifies the item associated with the figure listed in the adjacent FIG. Column. This item is also identified by the NSN listed on the same line.

2. **Part Number (P/N) Index Work Package.** P/Ns in this index are listed in ascending alphanumeric sequence (vertical AIDS of letter and number combinations which places the first letter or digit of each group in order A through Z, followed by the numbers 0 through 9 and each following letter or digit in like order).

PART NUMBER Column. Indicates the P/N assigned to the item.

FIG. Column. This column lists the number of the figure where the item is identified/located in the repair parts list and special tools list work packages.

ITEM Column. The item number is the number assigned to the item as it appears in the figure referenced in the adjacent figure number column.

SPECIAL INFORMATION

UOC The UOC appears in the lower left corner of the Description Column heading. Usable On Codes are shown as "UOC: . . ." in the Description Column (justified left) on the first line under the applicable item/nomenclature. Non coded items are applicable to all models. Identification of the UOCs used in this RPSTL are not applicable.

Fabrication Instructions. Bulk materiel required to manufacture items are listed in the bulk materiel functional group of this RPSTL. Part numbers for bulk materiel are also referenced in the Description Column of the line item entry for the item to be manufactured/fabricated. Detailed fabrication instructions for items source Coded to be manufactured or fabricated are found in: Not Applicable.

Index Numbers. Items which have the word BULK in the figure column will have an index number shown in the item number column. This index number is a cross-reference between the NSN and P/N index work packages and the bulk materiel list in the repair parts list work package.

Illustrations List. The illustrations in this RPSTL contain unit and direct support authorized items. The tabular list in the repair parts list work package contains only those parts coded "O" and "F" in the third position of the SMR code; therefore, there may be a break in the item number sequence.

HOW TO LOCATE REPAIR PARTS

A. When NSNs or P/Ns Are Not Known.

1. Using the table of contents, determine the assembly group to which the item belongs. This is necessary since figures are prepared for assembly groups and subassembly groups, and lists are divided into the same groups.
2. Find the figure covering the functional group or the sub functional group to which the item belongs.
3. Identify the item on the figure and note the number(s).
4. Look in the repair parts list work packages for the figure and item numbers. The NSNs and part numbers are on the same line as the associated item numbers.

B. When NSN Is Known.

1. If you have the NSN, look in the STOCK NUMBER column of the NSN index work package. The NSN is arranged in NIIN sequence. Note the figure and item number next to the NSN.
2. Turn to the figure and locate the item number. Verify that the item is the one you are looking for.

C. When the P/N Is Known.

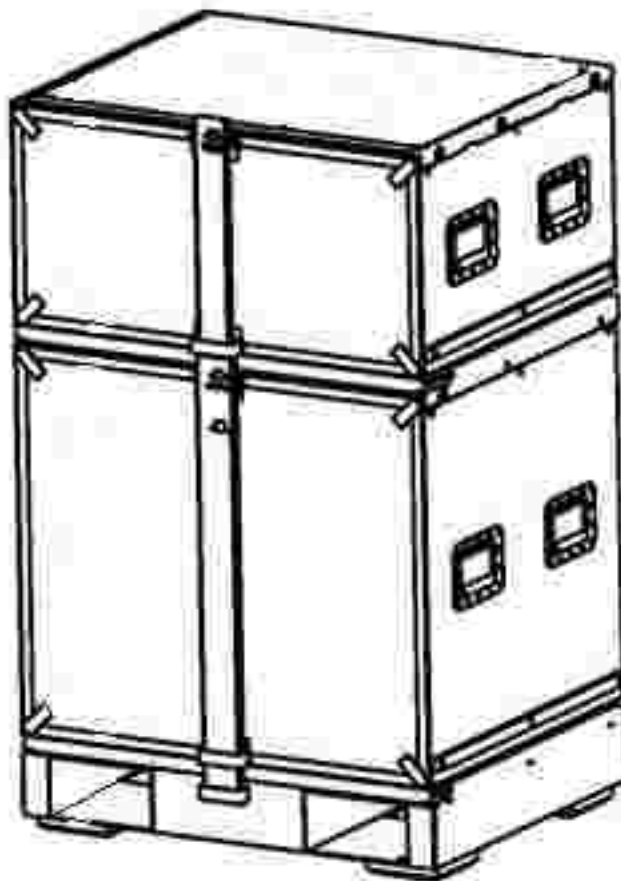
1. If you have the P/N and not the NSN, look in the PART NUMBER column of the P/N index work package. Identify the figure and item number.
2. Look up the item in the figure of the applicable repair parts list work package.

END OF WORK PACKAGE

PARTS SUPPORTING INFORMATION

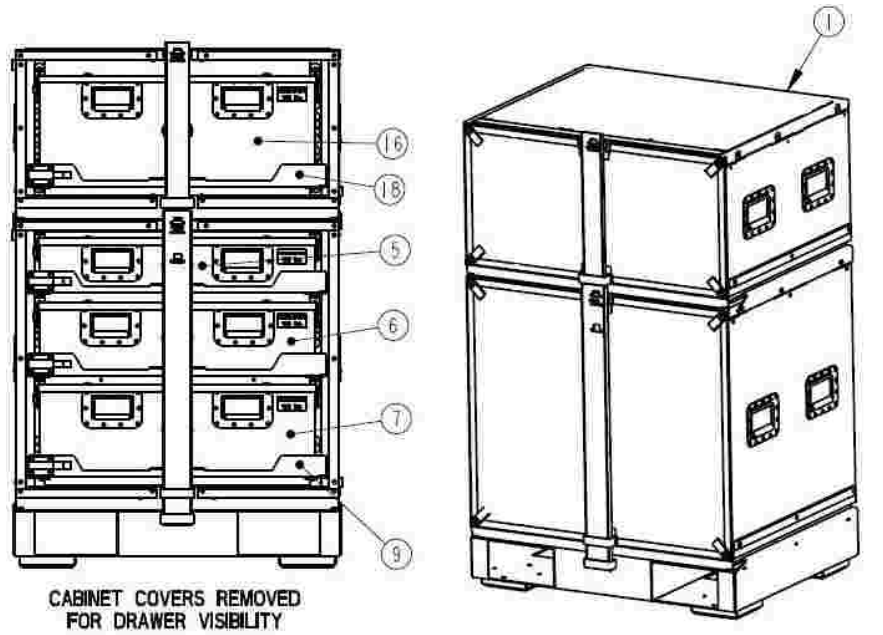
**FPU® SYSTEMS OPERATION MANUAL
(INCLUDING REPAIR PARTS & SPECIAL TOOL LIST)
SMALL CABINET MODULE (SCM)
BOH FPU Field Pack-up Units**

BOH FPU SCM SYSTEM



**SCM 55" CONFIGURATIONS # 1 THROUGH # 17
FIGURES 01 THROUGH 17**

BOH FPU 55" SCM CONFIGURATION #1



ITEMS 8, 17, 10 & 19 NOT SHOWN

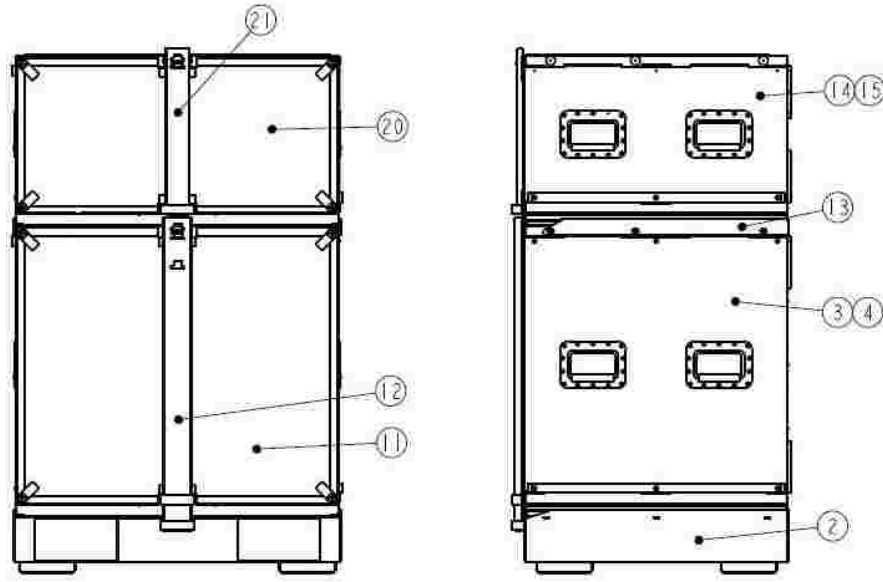


FIGURE 01 BOH FPU 55" SCM CONFIGURATION #1

**FIGURE 01 GROUP 01
BOH FPU 55" SCM CONFIGURATION #1**

ITEM	NSN	CAGE	PART NO.	DESCRIPTION	QTY
1	PENDING	INSG3	18000001-001	.BOH FPU SMALL CABINET MODULE, 55 CONFIG #1 - GREEN	1
2	NOT ASSIGNED	INSG3	18000100-001	..SCM BASE ASSEMBLY - GREEN	1
3	NOT ASSIGNED	INSG3	17000016-001	..30" CABINET CONFIGURATION #1A - GREEN	1
4	NOT ASSIGNED	INSG3	17000110-001	...30" HULL ASSEMBLY - GREEN	1
5	NOT ASSIGNED	INSG3	17000655-001	...DRAWER ASSEMBLY, 6" - GREEN	1
6	NOT ASSIGNED	INSG3	17000656-001	...DRAWER ASSEMBLY, 8" - GREEN	1
7	NOT ASSIGNED	INSG3	17000657-001	...DRAWER ASSEMBLY, 10" - GREEN	1
8	NOT ASSIGNED	INSG3	15980802-001	...DRAWER RETAINER KIT - GREEN	3
9	NOT ASSIGNED	INSG3	15980803-001	...DRAWER TRAY KIT - GREEN	3
10	NOT ASSIGNED	INSG3	15980804-001	...SLIDE KIT - GREEN	3
11	NOT ASSIGNED	INSG3	17000349	..SCM CABINET COVER, 30" - GREEN	1
12	NOT ASSIGNED	INSG3	17000165-001	..3G BAR ASSEMBLY, 30" LOW PRO - GREEN	1
13	NOT ASSIGNED	INSG3	17000224-001	..BEZEL - GREEN	1
14	NOT ASSIGNED	INSG3	17000021-001	..18" CABINET CONFIGURATION #1B - GREEN	1
15	NOT ASSIGNED	INSG3	17000120-001	...18" HULL ASSEMBLY - GREEN	1
16	NOT ASSIGNED	INSG3	17000658-001	...DRAWER ASSEMBLY, 12" - GREEN	1
17	NOT ASSIGNED	INSG3	15980802-001	...DRAWER RETAINER KIT - GREEN	1
18	NOT ASSIGNED	INSG3	15980803-001	...DRAWER TRAY KIT - GREEN	1
19	NOT ASSIGNED	INSG3	15980804-001	...SLIDE KIT - GREEN	1
20	NOT ASSIGNED	INSG3	17000351	..SCM CABINET COVER, 18" - GREEN	1
21	NOT ASSIGNED	INSG3	17000170-001	..3G BAR ASSEMBLY, 18" LOW PROFILE - GREEN	1
1	PENDING	INSG3	18000001-002	.BOH FPU SMALL CABINET MODULE, 55 CONFIG #1 - TAN	1
2	NOT ASSIGNED	INSG3	18000100-002	..SCM BASE ASSEMBLY - TAN	1
3	NOT ASSIGNED	INSG3	17000016-002	..30" CABINET CONFIGURATION #1A - TAN	1
4	NOT ASSIGNED	INSG3	17000110-002	...30" HULL ASSEMBLY - TAN	1
5	NOT ASSIGNED	INSG3	17000655-002	...DRAWER ASSEMBLY, 6" - TAN	1
6	NOT ASSIGNED	INSG3	17000656-002	...DRAWER ASSEMBLY, 8" - TAN	1
7	NOT ASSIGNED	INSG3	17000657-002	...DRAWER ASSEMBLY, 10" - TAN	1
8	NOT ASSIGNED	INSG3	15980802-002	...DRAWER RETAINER KIT - TAN	3
9	NOT ASSIGNED	INSG3	15980803-002	...DRAWER TRAY KIT - TAN	3
10	NOT ASSIGNED	INSG3	15980804-002	...SLIDE KIT - TAN	3
11	NOT ASSIGNED	INSG3	17000343	..SCM CABINET COVER, 30" - TAN	1
12	NOT ASSIGNED	INSG3	17000165-002	..3G BAR ASSEMBLY, 30" LOW PRO - TAN	1
13	NOT ASSIGNED	INSG3	17000224-002	..BEZEL - TAN	1
14	NOT ASSIGNED	INSG3	17000021-002	..18" CABINET CONFIGURATION #1B - TAN	1
15	NOT ASSIGNED	INSG3	17000120-002	...18" HULL ASSEMBLY - TAN	1
16	NOT ASSIGNED	INSG3	17000658-002	...DRAWER ASSEMBLY, 12" - TAN	1
17	NOT ASSIGNED	INSG3	15980802-002	...DRAWER RETAINER KIT - TAN	1
18	NOT ASSIGNED	INSG3	15980803-002	...DRAWER TRAY KIT - TAN	1
19	NOT ASSIGNED	INSG3	15980804-002	...SLIDE KIT - GREEN	1
20	NOT ASSIGNED	INSG3	17000346	..SCM CABINET COVER, 18" - TAN	1
21	NOT ASSIGNED	INSG3	17000170-002	..3G BAR ASSEMBLY, 18" LOW PROFILE - TAN	1

END OF FIGURE 01

NOTE

SCM configurations purchased after January 2019 will include black cabinet covers (18" part no. 17000246, 30" part no. 17000243).

BOH FPU 55" SCM CONFIGURATION #2

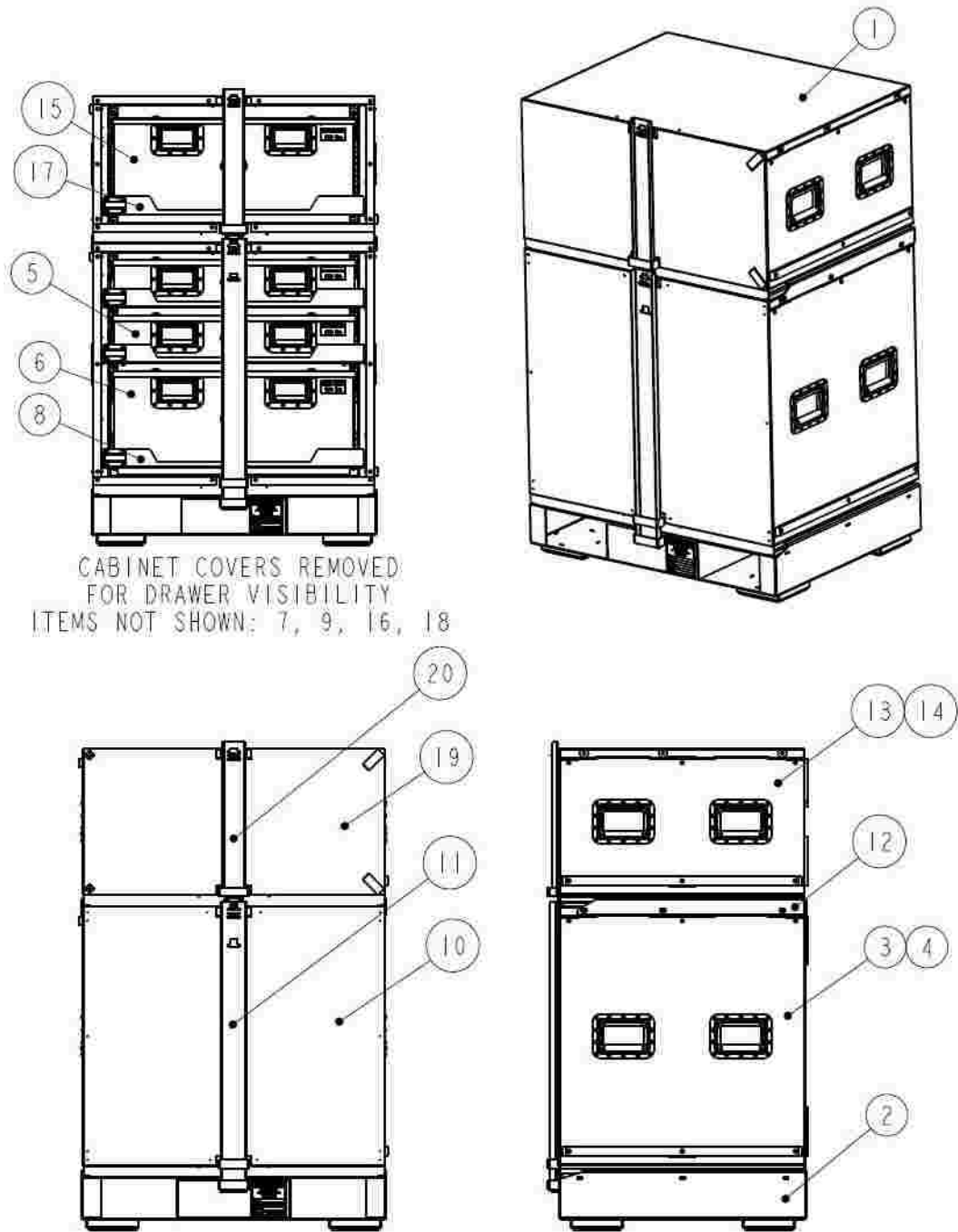


FIGURE 02 BOH FPU 55" SCM CONFIGURATION #2

**FIGURE 02 GROUP 01
BOH FPU 55" SCM CONFIGURATION #2**

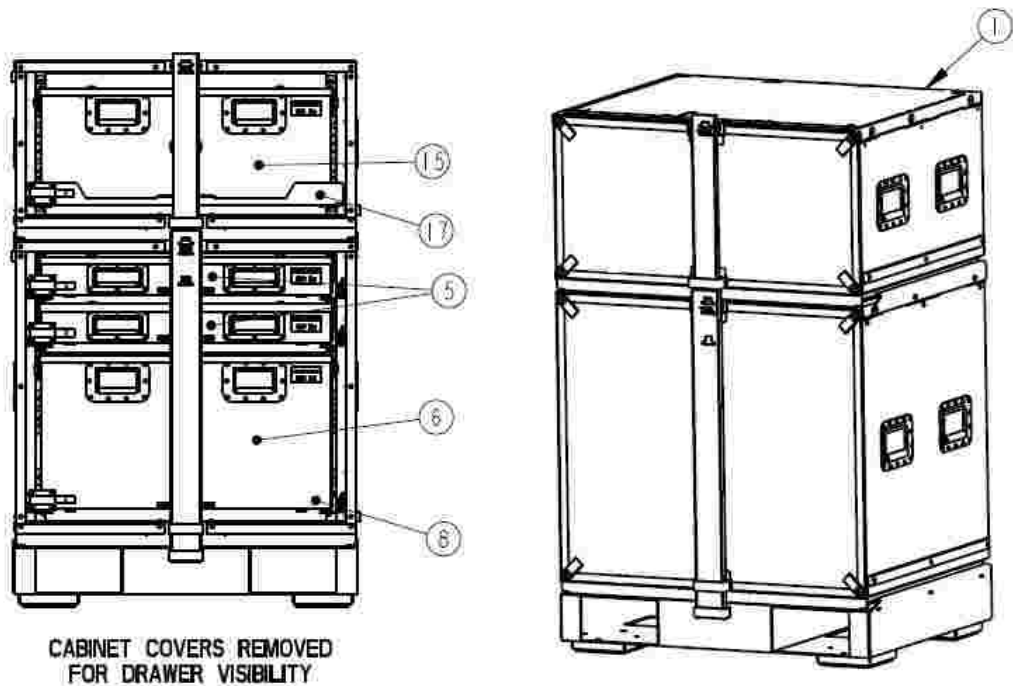
ITEM	NSN	CAGE	PART NUMBER	DESCRIPTION	QTY
1	PENDING	INSG3	18000002-001	.BOH FPU SMALL CABINET MODULE, 55 CONFIG #2 - GREEN	1
2	NOT ASSIGNED	INSG3	18000100-001	..SCM BASE ASSEMBLY - GREEN	1
3	NOT ASSIGNED	INSG3	17000017-001	..30" CABINET CONFIGURATION #2A - GREEN	1
4	NOT ASSIGNED	INSG3	17000110-001	...30' HULL ASSEMBLY - GREEN	1
5	NOT ASSIGNED	INSG3	17000655-001	...DRAWER ASSEMBLY, 6" - GREEN	2
6	NOT ASSIGNED	INSG3	17000658-001	...DRAWER ASSEMBLY, 12" - GREEN	1
7	NOT ASSIGNED	INSG3	15980802-001	...DRAWER RETAINER KIT - GREEN	3
8	NOT ASSIGNED	INSG3	15980803-001	...DRAWER TRAY KIT - GREEN	3
9	NOT ASSIGNED	INSG3	15980804-001	...SLIDE KIT - GREEN	3
10	NOT ASSIGNED	INSG3	17000349	..SCM CABINET COVER, 30" - GREEN	1
11	NOT ASSIGNED	INSG3	17000165-001	..3G BAR ASSEMBLY, 30' LOW PRO - GREEN	1
12	NOT ASSIGNED	INSG3	17000224-001	..BEZEL - GREEN	1
13	NOT ASSIGNED	INSG3	17000021-001	..18" CABINET CONFIGURATION #1B - GREEN	1
14	NOT ASSIGNED	INSG3	17000120-001	...18' HULL ASSEMBLY - GREEN	1
15	NOT ASSIGNED	INSG3	17000658-001	...DRAWER ASSEMBLY, 12" - GREEN	1
16	NOT ASSIGNED	INSG3	15980802-001	...DRAWER RETAINER KIT - GREEN	1
17	NOT ASSIGNED	INSG3	15980803-001	...DRAWER TRAY KIT - GREEN	1
18	NOT ASSIGNED	INSG3	15980804-001	...SLIDE KIT - GREEN	1
19	NOT ASSIGNED	INSG3	17000351	..SCM CABINET COVER, 18" - GREEN	1
20	NOT ASSIGNED	INSG3	17000170-001	..3G BAR ASSEMBLY, 18' LOW PROFILE - GREEN	1
1	PENDING	INSG3	18000002-002	.BOH FPU SMALL CABINET MODULE, 55 CONFIG #2 - TAN	1
2	NOT ASSIGNED	INSG3	18000100-002	..SCM BASE ASSEMBLY - TAN	1
3	NOT ASSIGNED	INSG3	17000017-002	..30" CABINET CONFIGURATION #2A - TAN	1
4	NOT ASSIGNED	INSG3	17000110-002	...30' HULL ASSEMBLY - TAN	1
5	NOT ASSIGNED	INSG3	17000655-002	...DRAWER ASSEMBLY, 6" - TAN	2
6	NOT ASSIGNED	INSG3	17000658-002	...DRAWER ASSEMBLY, 12" - TAN	1
7	NOT ASSIGNED	INSG3	15980802-002	...DRAWER RETAINER KIT - TAN	3
8	NOT ASSIGNED	INSG3	15980803-002	...DRAWER TRAY KIT - TAN	3
9	NOT ASSIGNED	INSG3	15980804-002	...SLIDE KIT - TAN	3
10	NOT ASSIGNED	INSG3	17000343	..SCM CABINET COVER, 30" - TAN	1
11	NOT ASSIGNED	INSG3	17000165-002	..3G BAR ASSEMBLY, 30' LOW PRO - TAN	1
12	NOT ASSIGNED	INSG3	17000224-002	..BEZEL - TAN	1
13	NOT ASSIGNED	INSG3	17000021-002	..18" CABINET CONFIGURATION #1B - TAN	1
14	NOT ASSIGNED	INSG3	17000120-002	...18' HULL ASSEMBLY - TAN	1
15	NOT ASSIGNED	INSG3	17000658-002	...DRAWER ASSEMBLY, 12" - TAN	1
16	NOT ASSIGNED	INSG3	15980802-002	...DRAWER RETAINER KIT - TAN	1
17	NOT ASSIGNED	INSG3	15980803-002	...DRAWER TRAY KIT - TAN	1
18	NOT ASSIGNED	INSG3	15980804-002	...SLIDE KIT - TAN	1
19	NOT ASSIGNED	INSG3	17000346	..SCM CABINET COVER, 18" - TAN	1
20	NOT ASSIGNED	INSG3	17000170-002	..3G BAR ASSEMBLY, 18' LOW PROFILE - TAN	1

END OF FIGURE 02

NOTE

SCM configurations purchased after January 2019 will include black cabinet covers (18" part no. 17000246, 30" part no. 17000243).

BOH FPU 55" SCM CONFIGURATION #3



ITEMS 7, 9, 16 & 18 NOT SHOWN

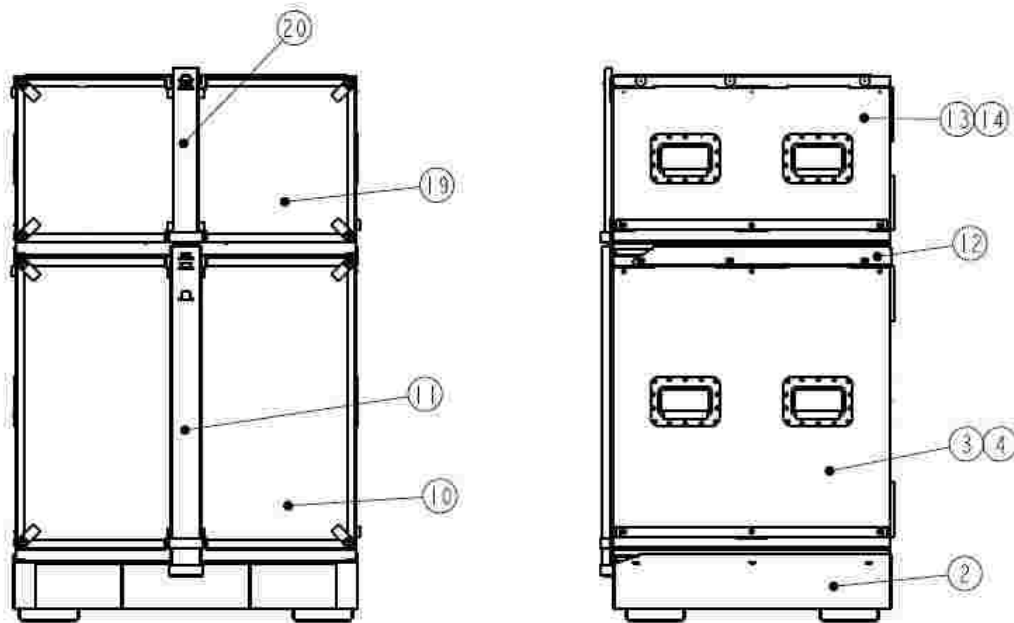


FIGURE 03 BOH FPU 55" SCM CONFIGURATION #3

**FIGURE 03 GROUP 01
BOH FPU 55" SCM CONFIGURATION #3**

ITEM	NSN	CAGE	PART NO.	DESCRIPTION	QTY
1	PENDING	INSG3	18000003-001	.BOH FPU SMALL CABINET MODULE, 55 CONFIG #3 - GREEN	1
2	NOT ASSIGNED	INSG3	18000100-001	..SCM BASE ASSEMBLY - GREEN	1
3	NOT ASSIGNED	INSG3	17000018-001	..30" CABINET CONFIGURATION #3A - GREEN	1
4	NOT ASSIGNED	INSG3	17000110-001	...30" HULL ASSEMBLY - GREEN	1
5	NOT ASSIGNED	INSG3	17000654-001	...DRAWER ASSEMBLY, 4" - GREEN	2
6	NOT ASSIGNED	INSG3	17000659-001	...DRAWER ASSEMBLY, 16" - GREEN	1
7	NOT ASSIGNED	INSG3	15980802-001	...DRAWER RETAINER KIT - GREEN	3
8	NOT ASSIGNED	INSG3	15980803-001	...DRAWER TRAY KIT - GREEN	3
9	NOT ASSIGNED	INSG3	15980804-001	...SLIDE KIT - GREEN	3
10	NOT ASSIGNED	INSG3	17000349	..SCM CABINET COVER, 30" - GREEN	1
11	NOT ASSIGNED	INSG3	17000165-001	..3G BAR ASSEMBLY, 30" LOW PRO - GREEN	1
12	NOT ASSIGNED	INSG3	17000224-001	..BEZEL - GREEN	1
13	NOT ASSIGNED	INSG3	17000021-001	..18" CABINET CONFIGURATION #1B - GREEN	1
14	NOT ASSIGNED	INSG3	17000120-001	...18" HULL ASSEMBLY - GREEN	1
15	NOT ASSIGNED	INSG3	17000658-001	...DRAWER ASSEMBLY, 12" - GREEN	1
16	NOT ASSIGNED	INSG3	15980802-001	...DRAWER RETAINER KIT - GREEN	1
17	NOT ASSIGNED	INSG3	15980803-001	...DRAWER TRAY KIT - GREEN	1
18	NOT ASSIGNED	INSG3	15980804-001	...SLIDE KIT - GREEN	1
19	NOT ASSIGNED	INSG3	17000351	..SCM CABINET COVER, 18" - GREEN	1
20	NOT ASSIGNED	INSG3	17000170-001	..3G BAR ASSEMBLY, 18" LOW PROFILE - GREEN	1
1	PENDING	INSG3	18000003-002	.BOH FPU SMALL CABINET MODULE, 55 CONFIG #3 - TAN	1
2	NOT ASSIGNED	INSG3	18000100-002	..SCM BASE ASSEMBLY - TAN	1
3	NOT ASSIGNED	INSG3	17000018-002	..30" CABINET CONFIGURATION #3A - TAN	1
4	NOT ASSIGNED	INSG3	17000110-002	...30" HULL ASSEMBLY - TAN	1
5	NOT ASSIGNED	INSG3	17000654-002	...DRAWER ASSEMBLY, 4" - TAN	2
6	NOT ASSIGNED	INSG3	17000659-002	...DRAWER ASSEMBLY, 16" - TAN	1
7	NOT ASSIGNED	INSG3	15980802-002	...DRAWER RETAINER KIT - TAN	3
8	NOT ASSIGNED	INSG3	15980803-002	...DRAWER TRAY KIT - TAN	3
9	NOT ASSIGNED	INSG3	15980804-002	...SLIDE KIT - TAN	3
10	NOT ASSIGNED	INSG3	17000343	..SCM CABINET COVER, 30" - TAN	1
11	NOT ASSIGNED	INSG3	17000165-002	..3G BAR ASSEMBLY, 30" LOW PRO - TAN	1
12	NOT ASSIGNED	INSG3	17000224-002	..BEZEL - TAN	1
13	NOT ASSIGNED	INSG3	17000021-002	..18" CABINET CONFIGURATION #1B - TAN	1
14	NOT ASSIGNED	INSG3	17000120-002	...18" HULL ASSEMBLY - TAN	1
15	NOT ASSIGNED	INSG3	17000658-002	...DRAWER ASSEMBLY, 12" - TAN	1
16	NOT ASSIGNED	INSG3	15980802-002	...DRAWER RETAINER KIT - TAN	1
17	NOT ASSIGNED	INSG3	15980803-002	...DRAWER TRAY KIT - TAN	1
18	NOT ASSIGNED	INSG3	15980804-002	...SLIDE KIT - GREEN	1
19	NOT ASSIGNED	INSG3	17000346	..SCM CABINET COVER, 18" - TAN	1
20	NOT ASSIGNED	INSG3	17000170-002	..3G BAR ASSEMBLY, 18" LOW PROFILE - TAN	1

END OF FIGURE 03

NOTE

SCM configurations purchased after January 2019 will include black cabinet covers (18" part no. 17000246, 30" part no. 17000243).

BOH FPU 55" SCM CONFIGURATION #4

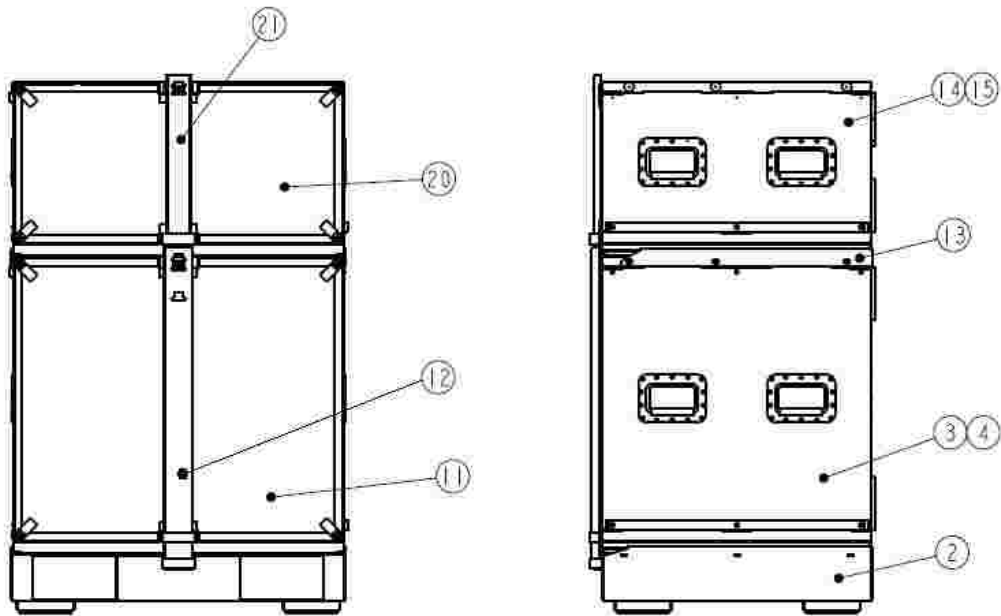
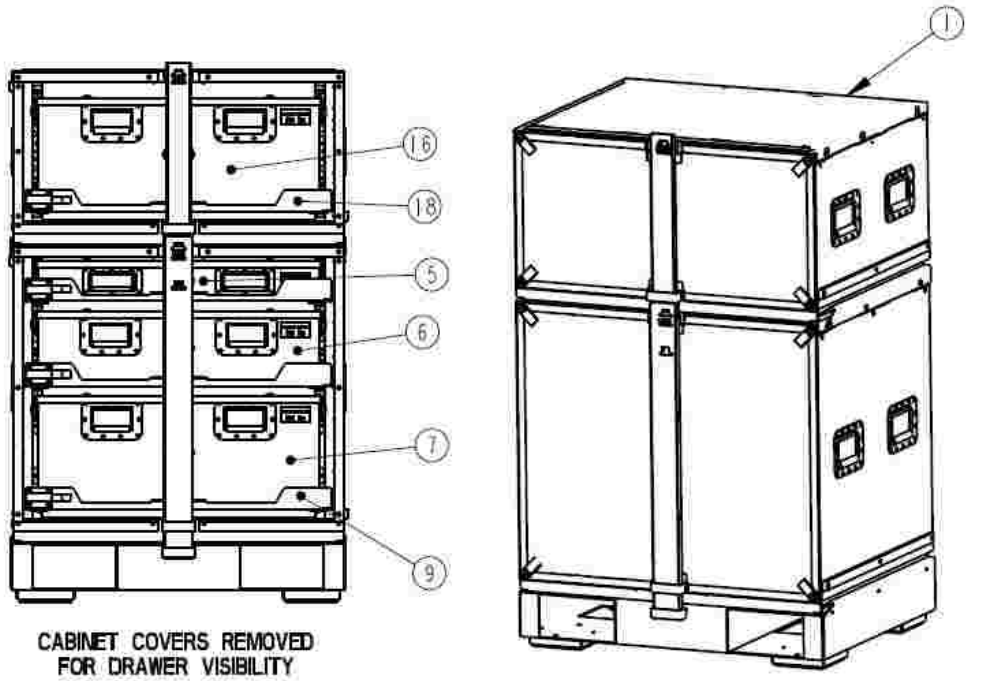


FIGURE 04 BOH FPU 55" SCM CONFIGURATION #4

**FIGURE 04 GROUP 01
BOH FPU 55" SCM CONFIGURATION #4**

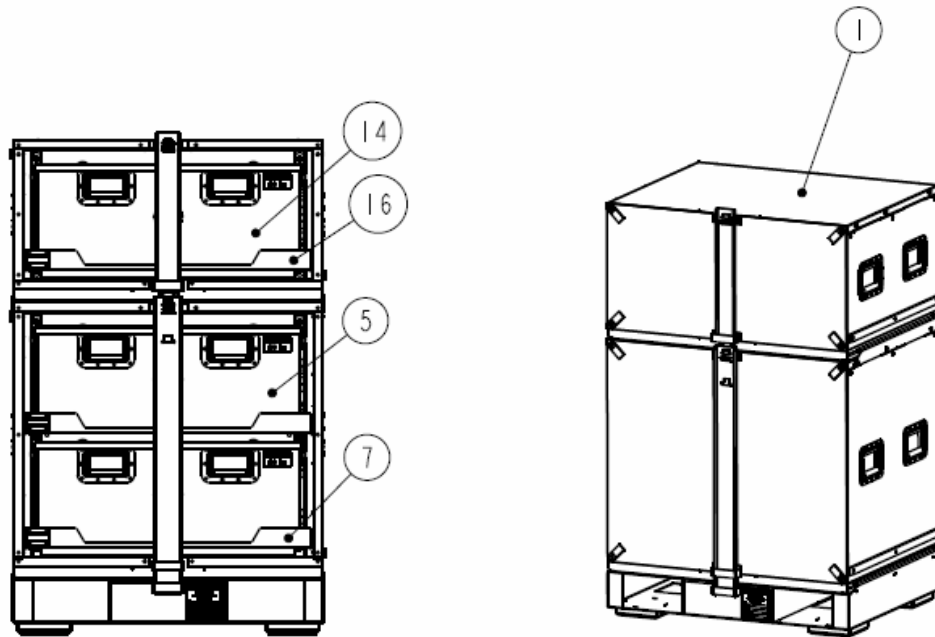
ITEM	NSN	CAGE	PART NO.	DESCRIPTION	QTY
1	PENDING	INSG3	18000004-001	.BOH FPU SMALL CABINET MODULE, 55 CONFIG #4 - GREEN	1
2	NOT ASSIGNED	INSG3	18000100-001	..SCM BASE ASSEMBLY - GREEN	1
3	NOT ASSIGNED	INSG3	17000019-001	..30" CABINET CONFIGURATION #4A - GREEN	1
4	NOT ASSIGNED	INSG3	17000110-001	...30" HULL ASSEMBLY - GREEN	1
5	NOT ASSIGNED	INSG3	17000654-001	...DRAWER ASSEMBLY, 4" - GREEN	1
6	NOT ASSIGNED	INSG3	17000656-001	...DRAWER ASSEMBLY, 8" - GREEN	1
7	NOT ASSIGNED	INSG3	17000658-001	...DRAWER ASSEMBLY, 12" - GREEN	1
8	NOT ASSIGNED	INSG3	15980802-001	...DRAWER RETAINER KIT - GREEN	3
9	NOT ASSIGNED	INSG3	15980803-001	...DRAWER TRAY KIT - GREEN	3
10	NOT ASSIGNED	INSG3	15980804-001	...SLIDE KIT - GREEN	3
11	NOT ASSIGNED	INSG3	17000349	..SCM CABINET COVER, 30" - GREEN	1
12	NOT ASSIGNED	INSG3	17000165-001	..3G BAR ASSEMBLY, 30" LOW PRO - GREEN	1
13	NOT ASSIGNED	INSG3	17000224-001	..BEZEL - GREEN	1
14	NOT ASSIGNED	INSG3	17000021-001	..18" CABINET CONFIGURATION #1B - GREEN	1
15	NOT ASSIGNED	INSG3	17000120-001	...18" HULL ASSEMBLY - GREEN	1
16	NOT ASSIGNED	INSG3	17000658-001	...DRAWER ASSEMBLY, 12" - GREEN	1
17	NOT ASSIGNED	INSG3	15980802-001	...DRAWER RETAINER KIT - GREEN	1
18	NOT ASSIGNED	INSG3	15980803-001	...DRAWER TRAY KIT - GREEN	1
19	NOT ASSIGNED	INSG3	15980804-001	...SLIDE KIT - GREEN	1
20	NOT ASSIGNED	INSG3	17000351	..SCM CABINET COVER, 18" - GREEN	1
21	NOT ASSIGNED	INSG3	17000170-001	..3G BAR ASSEMBLY, 18" LOW PROFILE - GREEN	1
1	PENDING	INSG3	18000004-002	.BOH FPU SMALL CABINET MODULE, 55 CONFIG #4 - TAN	1
2	NOT ASSIGNED	INSG3	18000100-002	..SCM BASE ASSEMBLY - TAN	1
3	NOT ASSIGNED	INSG3	17000019-002	..30" CABINET CONFIGURATION #4A - TAN	1
4	NOT ASSIGNED	INSG3	17000110-002	...30" HULL ASSEMBLY - TAN	1
5	NOT ASSIGNED	INSG3	17000654-002	...DRAWER ASSEMBLY, 4" - TAN	1
6	NOT ASSIGNED	INSG3	17000656-002	...DRAWER ASSEMBLY, 8" - TAN	1
7	NOT ASSIGNED	INSG3	17000658-002	...DRAWER ASSEMBLY, 12" - TAN	1
8	NOT ASSIGNED	INSG3	15980802-002	...DRAWER RETAINER KIT - TAN	3
9	NOT ASSIGNED	INSG3	15980803-002	...DRAWER TRAY KIT - TAN	3
10	NOT ASSIGNED	INSG3	15980804-002	...SLIDE KIT - TAN	3
11	NOT ASSIGNED	INSG3	17000343	..SCM CABINET COVER, 30" - TAN	1
12	NOT ASSIGNED	INSG3	17000165-002	..3G BAR ASSEMBLY, 30" LOW PRO - TAN	1
13	NOT ASSIGNED	INSG3	17000224-002	..BEZEL - TAN	1
14	NOT ASSIGNED	INSG3	17000021-002	..18" CABINET CONFIGURATION #1B - TAN	1
15	NOT ASSIGNED	INSG3	17000120-002	...18" HULL ASSEMBLY - TAN	1
16	NOT ASSIGNED	INSG3	17000658-002	...DRAWER ASSEMBLY, 12" - TAN	1
17	NOT ASSIGNED	INSG3	15980802-002	...DRAWER RETAINER KIT - TAN	1
18	NOT ASSIGNED	INSG3	15980803-002	...DRAWER TRAY KIT - TAN	1
19	NOT ASSIGNED	INSG3	15980804-002	...SLIDE KIT - GREEN	1
20	NOT ASSIGNED	INSG3	17000346	..SCM CABINET COVER, 18" - TAN	1
21	NOT ASSIGNED	INSG3	17000170-002	..3G BAR ASSEMBLY, 18" LOW PROFILE - TAN	1

END OF FIGURE 4

NOTE

SCM configurations purchased after January 2019 will include black cabinet covers (18" part no. 17000246, 30" part no. 17000243).

BOH FPU 55" SCM CONFIGURATION #5



CABINET COVERS REMOVED
FOR DRAWER VISIBILITY
ITEMS 6, 8, 15, 17 NOT SHOWN

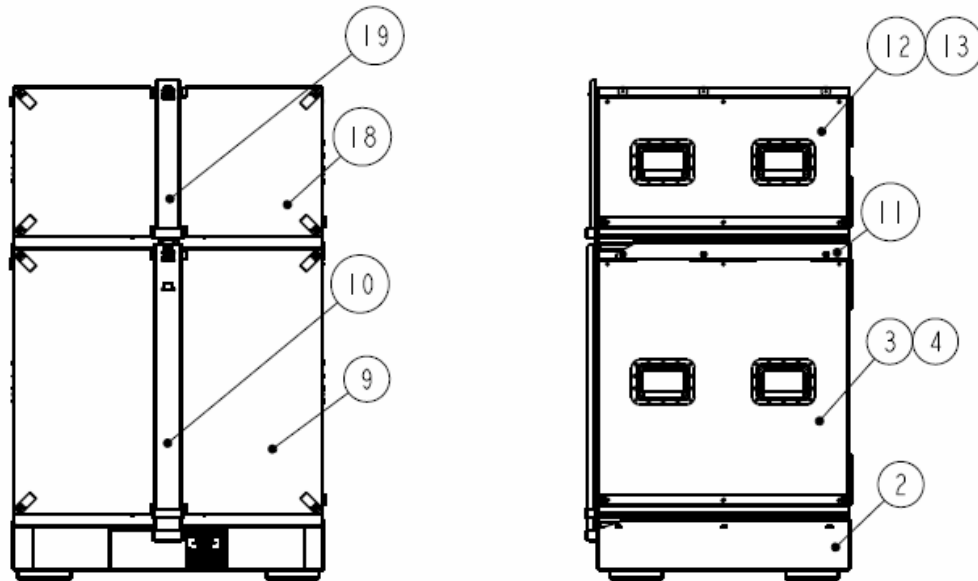


FIGURE 05 BOH FPU 55" SCM CONFIGURATION #5

**FIGURE 05 GROUP 01
BOH FPU 55" SCM CONFIGURATION #5**

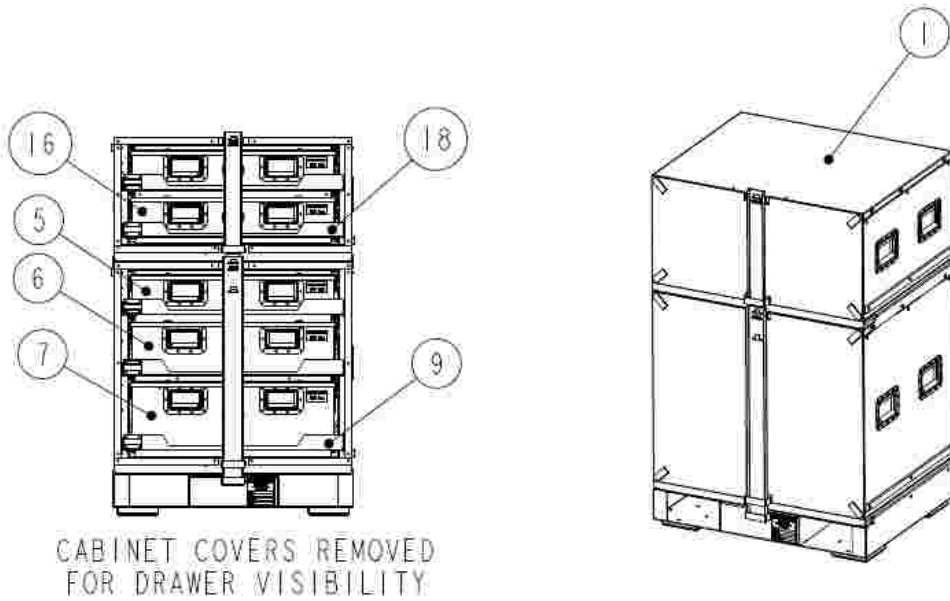
ITEM	NSN	CAGE	PART NO.	DESCRIPTION	QTY
1	PENDING	INSG3	18000005-001	.BOH FPU SMALL CABINET MODULE, 55 CONFIG #5 - GREEN	1
2	NOT ASSIGNED	INSG3	18000100-001	..SCM BASE ASSEMBLY - GREEN	1
3	NOT ASSIGNED	INSG3	17000020-001	..30" CABINET CONFIGURATION #5A - GREEN	1
4	NOT ASSIGNED	INSG3	17000110-001	...30" HULL ASSEMBLY - GREEN	1
5	NOT ASSIGNED	INSG3	17000658-001	...DRAWER ASSEMBLY, 12" - GREEN	2
6	NOT ASSIGNED	INSG3	15980802-001	...DRAWER RETAINER KIT - GREEN	2
7	NOT ASSIGNED	INSG3	15980803-001	...DRAWER TRAY KIT - GREEN	2
8	NOT ASSIGNED	INSG3	15980804-001	...SLIDE KIT - GREEN	2
9	NOT ASSIGNED	INSG3	17000349	..SCM CABINET COVER, 30" - GREEN	1
10	NOT ASSIGNED	INSG3	17000165-001	..3G BAR ASSEMBLY, 30" LOW PRO - GREEN	1
11	NOT ASSIGNED	INSG3	17000224-001	..BEZEL - GREEN	1
12	NOT ASSIGNED	INSG3	17000021-001	..18" CABINET CONFIGURATION #1B - GREEN	1
13	NOT ASSIGNED	INSG3	17000120-001	...18" HULL ASSEMBLY - GREEN	1
14	NOT ASSIGNED	INSG3	17000658-001	...DRAWER ASSEMBLY, 12" - GREEN	1
15	NOT ASSIGNED	INSG3	15980802-001	...DRAWER RETAINER KIT - GREEN	1
16	NOT ASSIGNED	INSG3	15980803-001	...DRAWER TRAY KIT - GREEN	1
17	NOT ASSIGNED	INSG3	15980804-001	...SLIDE KIT - GREEN	1
18	NOT ASSIGNED	INSG3	17000351	..SCM CABINET COVER, 18" - GREEN	1
19	NOT ASSIGNED	INSG3	17000170-001	..3G BAR ASSEMBLY, 18" LOW PROFILE - GREEN	1
1	PENDING	INSG3	18000005-002	.BOH FPU SMALL CABINET MODULE, 55 CONFIG #5 - TAN	1
2	NOT ASSIGNED	INSG3	18000100-002	..SCM BASE ASSEMBLY - TAN	1
3	NOT ASSIGNED	INSG3	17000020-002	..30" CABINET CONFIGURATION #5A - TAN	1
4	NOT ASSIGNED	INSG3	17000110-002	...30" HULL ASSEMBLY - TAN	1
5	NOT ASSIGNED	INSG3	17000658-002	...DRAWER ASSEMBLY, 12" - TAN	2
6	NOT ASSIGNED	INSG3	15980802-002	...DRAWER RETAINER KIT - TAN	2
7	NOT ASSIGNED	INSG3	15980803-002	...DRAWER TRAY KIT - TAN	2
8	NOT ASSIGNED	INSG3	15980804-002	...SLIDE KIT - TAN	2
9	NOT ASSIGNED	INSG3	17000343	..SCM CABINET COVER, 30" - TAN	1
10	NOT ASSIGNED	INSG3	17000165-002	..3G BAR ASSEMBLY, 30" LOW PRO - TAN	1
11	NOT ASSIGNED	INSG3	17000224-002	..BEZEL - TAN	1
12	NOT ASSIGNED	INSG3	17000021-002	..18" CABINET CONFIGURATION #1B - TAN	1
13	NOT ASSIGNED	INSG3	17000120-002	...18" HULL ASSEMBLY - TAN	1
14	NOT ASSIGNED	INSG3	17000658-002	...DRAWER ASSEMBLY, 12" - TAN	1
15	NOT ASSIGNED	INSG3	15980802-002	...DRAWER RETAINER KIT - TAN	1
16	NOT ASSIGNED	INSG3	15980803-002	...DRAWER TRAY KIT - TAN	1
17	NOT ASSIGNED	INSG3	15980804-002	...SLIDE KIT - GREEN	1
18	NOT ASSIGNED	INSG3	17000346	..SCM CABINET COVER, 18" - TAN	1
19	NOT ASSIGNED	INSG3	17000170-002	..3G BAR ASSEMBLY, 18" LOW PROFILE - TAN	1

END OF FIGURE 05

NOTE

SCM configurations purchased after January 2019 will include black cabinet covers (18" part no. 17000246, 30" part no. 17000243).

BOH FPU 55" SCM CONFIGURATION #6



ITEMS 8, 10, 17, 19 NOT SHOWN

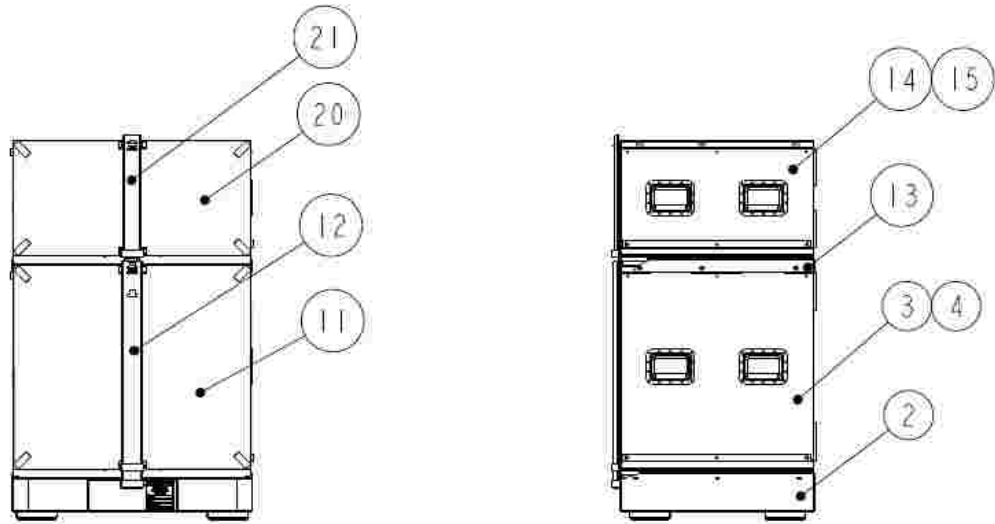


FIGURE 06 BOH FPU 55" SCM CONFIGURATION #6

**FIGURE 06 GROUP 01
BOH FPU 55" SCM CONFIGURATION #6**

ITEM	NSN	CAGE	PART NO.	DESCRIPTION	QTY
1	8145-01-611-3819	INSG3	18000006-001	.BOH FPU SMALL CABINET MODULE, 55 CONFIG #6 - GREEN	1
2	NOT ASSIGNED	INSG3	18000100-001	..SCM BASE ASSEMBLY - GREEN	1
3	NOT ASSIGNED	INSG3	17000016-001	..30" CABINET CONFIGURATION #1A - GREEN	1
4	NOT ASSIGNED	INSG3	17000110-001	...30" HULL ASSEMBLY - GREEN	1
5	NOT ASSIGNED	INSG3	17000655-001	...DRAWER ASSEMBLY, 6" - GREEN	1
6	NOT ASSIGNED	INSG3	17000656-001	...DRAWER ASSEMBLY, 8" - GREEN	1
7	NOT ASSIGNED	INSG3	17000657-001	...DRAWER ASSEMBLY, 10" - GREEN	1
8	NOT ASSIGNED	INSG3	15980802-001	...DRAWER RETAINER KIT - GREEN	3
9	NOT ASSIGNED	INSG3	15980803-001	...DRAWER TRAY KIT - GREEN	3
10	NOT ASSIGNED	INSG3	15980804-001	...SLIDE KIT - GREEN	3
11	NOT ASSIGNED	INSG3	17000349	..SCM CABINET COVER, 30" - GREEN	1
12	NOT ASSIGNED	INSG3	17000165-001	..3G BAR ASSEMBLY, 30" LOW PRO - GREEN	1
13	NOT ASSIGNED	INSG3	17000224-001	..BEZEL - GREEN	1
14	NOT ASSIGNED	INSG3	17000022-001	..18" CABINET CONFIGURATION #2B - GREEN	1
15	NOT ASSIGNED	INSG3	17000120-001	...18" HULL ASSEMBLY - GREEN	1
16	NOT ASSIGNED	INSG3	17000655-001	...DRAWER ASSEMBLY, 6" - GREEN	2
17	NOT ASSIGNED	INSG3	15980802-001	...DRAWER RETAINER KIT - GREEN	2
18	NOT ASSIGNED	INSG3	15980803-001	...DRAWER TRAY KIT - GREEN	2
19	NOT ASSIGNED	INSG3	15980804-001	...SLIDE KIT - GREEN	2
20	NOT ASSIGNED	INSG3	17000351	..SCM CABINET COVER, 18" - GREEN	1
21	NOT ASSIGNED	INSG3	17000170-001	..3G BAR ASSEMBLY, 18" LOW PROFILE - GREEN	1
1	PENDING	INSG3	18000006-002	.BOH FPU SMALL CABINET MODULE, 55 CONFIG #6 - TAN	1
2	NOT ASSIGNED	INSG3	18000100-002	..SCM BASE ASSEMBLY - TAN	1
3	NOT ASSIGNED	INSG3	17000016-002	..30" CABINET CONFIGURATION #1A - TAN	1
4	NOT ASSIGNED	INSG3	17000110-002	...30" HULL ASSEMBLY - TAN	1
5	NOT ASSIGNED	INSG3	17000655-002	...DRAWER ASSEMBLY, 6" - TAN	1
6	NOT ASSIGNED	INSG3	17000656-002	...DRAWER ASSEMBLY, 8" - TAN	1
7	NOT ASSIGNED	INSG3	17000657-002	...DRAWER ASSEMBLY, 10" - TAN	1
8	NOT ASSIGNED	INSG3	15980802-002	...DRAWER RETAINER KIT - TAN	3
9	NOT ASSIGNED	INSG3	15980803-002	...DRAWER TRAY KIT - TAN	3
10	NOT ASSIGNED	INSG3	15980804-002	...SLIDE KIT - TAN	3
11	NOT ASSIGNED	INSG3	17000343	..SCM CABINET COVER, 30" - TAN	1
12	NOT ASSIGNED	INSG3	17000165-002	..3G BAR ASSEMBLY, 30" LOW PRO - TAN	1
13	NOT ASSIGNED	INSG3	17000224-002	..BEZEL - TAN	1
14	NOT ASSIGNED	INSG3	17000022-002	..18" CABINET CONFIGURATION #2B - TAN	1
15	NOT ASSIGNED	INSG3	17000120-002	...18" HULL ASSEMBLY - TAN	1
16	NOT ASSIGNED	INSG3	17000655-002	...DRAWER ASSEMBLY, 6" - TAN	2
17	NOT ASSIGNED	INSG3	15980802-002	...DRAWER RETAINER KIT - TAN	2
18	NOT ASSIGNED	INSG3	15980803-002	...DRAWER TRAY KIT - TAN	2
19	NOT ASSIGNED	INSG3	15980804-002	...SLIDE KIT - GREEN	2
20	NOT ASSIGNED	INSG3	17000346	..SCM CABINET COVER, 18" - TAN	1
21	NOT ASSIGNED	INSG3	17000170-002	..3G BAR ASSEMBLY, 18" LOW PROFILE - TAN	1

END OF FIGURE 06

NOTE

SCM configurations purchased after January 2019 will include black cabinet covers (18" part no. 17000246, 30" part no. 17000243).

BOH FPU 55" SCM CONFIGURATION #7

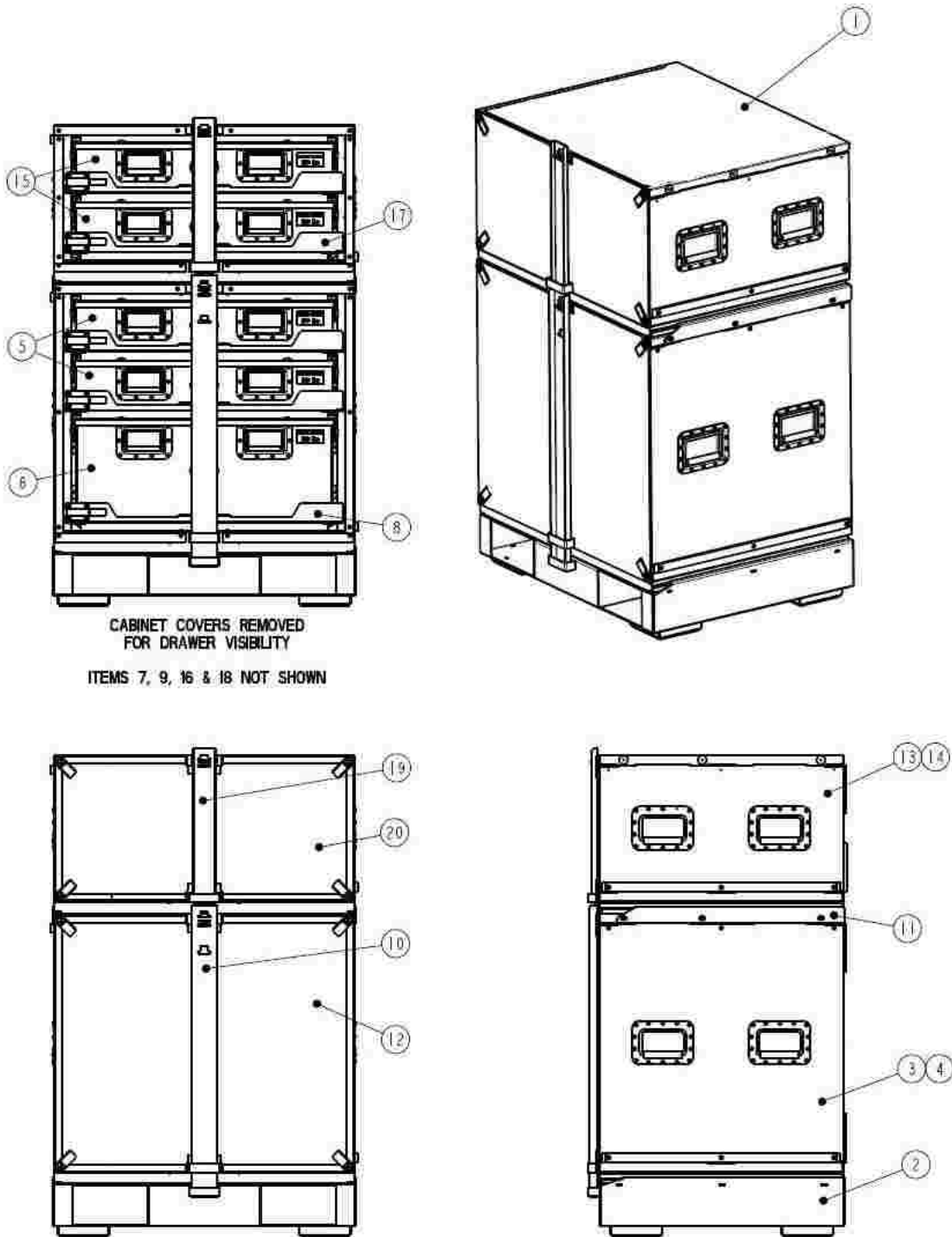


FIGURE 07 BOH FPU 55" SCM CONFIGURATION #7

**FIGURE 07 GROUP 01
BOH FPU 55" SCM CONFIGURATION #7**

ITEM	NSN	CAGE	PART NUMBER	DESCRIPTION	QTY
1	PENDING	INSG3	18000007-001	.BOH FPU SMALL CABINET MODULE, 55 CONFIG #7 - GREEN	1
2	NOT ASSIGNED	INSG3	18000100-001	..SCM BASE ASSEMBLY - GREEN	1
3	NOT ASSIGNED	INSG3	17000017-001	..30" CABINET CONFIGURATION #2A - GREEN	1
4	NOT ASSIGNED	INSG3	17000110-001	...30" HULL ASSEMBLY - GREEN	1
5	NOT ASSIGNED	INSG3	17000655-001	...DRAWER ASSEMBLY 6" - GREEN	2
6	NOT ASSIGNED	INSG3	17000658-001	...DRAWER ASSEMBLY 12" - GREEN	1
7	NOT ASSIGNED	INSG3	15980802-001	...DRAWER RETAINER KIT - GREEN	3
8	NOT ASSIGNED	INSG3	15980803-001	...DRAWER TRAY KIT - GREEN	3
9	NOT ASSIGNED	INSG3	15980804-001	...SLIDE KIT - GREEN	3
10	NOT ASSIGNED	INSG3	17000157-001	..SECURITY BAR, 30" LOW PROFILE - GREEN	1
11	NOT ASSIGNED	INSG3	17000224-001	..BEZEL - GREEN	1
12	NOT ASSIGNED	INSG3	17000349	..SCM CABINET COVER, 30" - GREEN	1
13	NOT ASSIGNED	INSG3	17000022-001	..18" CABINET CONFIGURATION #2B - GREEN	1
14	NOT ASSIGNED	INSG3	17000120-001	...18" HULL ASSEMBLY - GREEN	1
15	NOT ASSIGNED	INSG3	17000655-001	...DRAWER ASSEMBLY 6" - GREEN	2
16	NOT ASSIGNED	INSG3	15980802-001	...DRAWER RETAINER KIT - GREEN	2
17	NOT ASSIGNED	INSG3	15980803-001	...DRAWER TRAY KIT - GREEN	2
18	NOT ASSIGNED	INSG3	15980804-001	...SLIDE KIT - GREEN	2
19	NOT ASSIGNED	INSG3	17000159-001	..SECURITY BAR, 18" LOW PROFILE - GREEN	1
20	NOT ASSIGNED	INSG3	17000351	..SCM CABINET COVER, 18" - GREEN	1
1	8145-01-611-3567	INSG3	18000007-002	.BOH FPU SMALL CABINET MODULE, 55 CONFIG #7 - TAN	1
2	NOT ASSIGNED	INSG3	18000100-002	..SCM BASE ASSEMBLY - TAN	1
3	NOT ASSIGNED	INSG3	17000017-002	..30" CABINET CONFIGURATION #2A - TAN	1
4	NOT ASSIGNED	INSG3	17000110-002	...30" HULL ASSEMBLY - TAN	1
5	NOT ASSIGNED	INSG3	17000655-002	...DRAWER ASSEMBLY 6" - TAN	2
6	NOT ASSIGNED	INSG3	17000658-002	...DRAWER ASSEMBLY 12" - TAN	1
7	NOT ASSIGNED	INSG3	15980802-002	...DRAWER RETAINER KIT - TAN	3
8	NOT ASSIGNED	INSG3	15980803-002	...DRAWER TRAY KIT - TAN	3
9	NOT ASSIGNED	INSG3	15980804-002	...SLIDE KIT - TAN	3
10	NOT ASSIGNED	INSG3	17000157-002	..SECURITY BAR, 30" LOW PROFILE - TAN	1
11	NOT ASSIGNED	INSG3	17000224-002	..BEZEL - TAN	1
12	NOT ASSIGNED	INSG3	17000343	..SCM CABINET COVER, 30" - TAN	1
13	NOT ASSIGNED	INSG3	17000022-002	..18" CABINET CONFIGURATION #2B - TAN	1
14	NOT ASSIGNED	INSG3	17000120-002	...18" HULL ASSEMBLY - TAN	1
15	NOT ASSIGNED	INSG3	17000655-002	...DRAWER ASSEMBLY 6" - TAN	2
16	NOT ASSIGNED	INSG3	15980802-002	...DRAWER RETAINER KIT - TAN	2
17	NOT ASSIGNED	INSG3	15980803-002	...DRAWER TRAY KIT - TAN	2
18	NOT ASSIGNED	INSG3	15980804-002	...SLIDE KIT - TAN	2
19	NOT ASSIGNED	INSG3	17000159-002	..SECURITY BAR, 18" LOW PROFILE - TAN	1
20	NOT ASSIGNED	INSG3	17000346	..SCM CABINET COVER, 18" - TAN	1

END OF FIGURE 07

NOTE

SCM configurations purchased after January 2019 will include black cabinet covers (18" part no. 17000246, 30" part no. 17000243).

BOH FPU 55" SCM CONFIGURATION #8

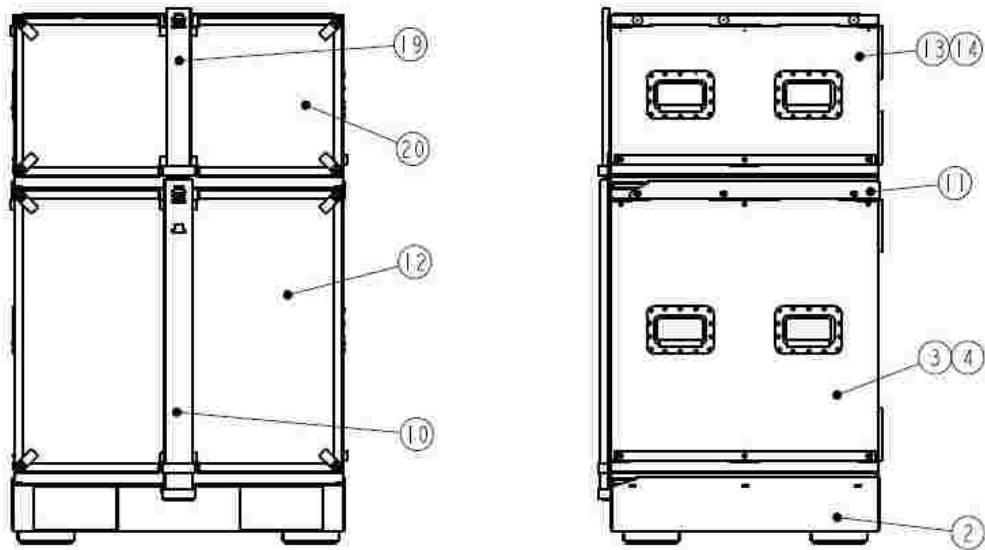
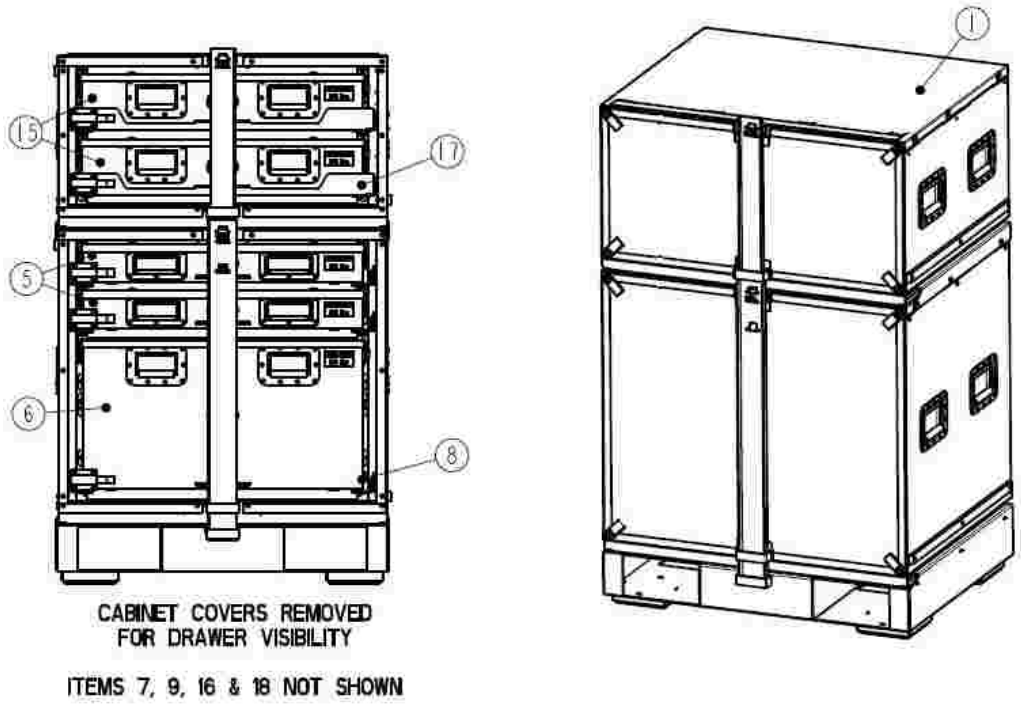


FIGURE 08 BOH FPU 55" SCM CONFIGURATION #8

**FIGURE 08 GROUP 01
BOH FPU 55" SCM CONFIGURATION #8**

ITEM	REV	QTY	PART NO.	DESCRIPTION	QTY
1	PERKING	1REQ	1800000-001	BOH FPU SMALL CABINET MODULE 55 CONF 18 55 - GREEN	1
2	NOT ASSIGNED	1REQ	1800100-001	SCM BASE ASSEMBLY, GREEN	1
3	NOT ASSIGNED	1REQ	1700018-001	30" CABINET CONFIGURATION 83A - GREEN	1
4	NOT ASSIGNED	1REQ	1700110-001	30" HULL ASSEMBLY, GREEN	1
5	NOT ASSIGNED	1REQ	1700054-001	DRAWER ASSEMBLY 4", GREEN	2
6	NOT ASSIGNED	1REQ	1700053-001	DRAWER ASSEMBLY 18", GREEN	1
7	NOT ASSIGNED	1REQ	1500002-001	DRAWER RETAINER KIT, GREEN	2
8	NOT ASSIGNED	1REQ	1500003-001	DRAWER TRAY KIT, GREEN	2
9	NOT ASSIGNED	1REQ	1500004-001	SLIDE KIT, GREEN	2
10	NOT ASSIGNED	1REQ	1700185-001	36 BAR ASSEMBLY, 30" LOW PROFILE, GREEN	1
11	NOT ASSIGNED	1REQ	1700224-001	BEZEL, GREEN	1
12	NOT ASSIGNED	1REQ	1700246	SCM CABINET COVER, 30", GREEN	1
13	NOT ASSIGNED	1REQ	1700022-001	18" CABINET CONFIGURATION 82B - GREEN	1
14	NOT ASSIGNED	1REQ	1700123-001	18" HULL ASSEMBLY, GREEN	1
15	NOT ASSIGNED	1REQ	1700053-001	DRAWER ASSEMBLY 4", GREEN	2
16	NOT ASSIGNED	1REQ	1700053-001	DRAWER ASSEMBLY 18", GREEN	1
17	NOT ASSIGNED	1REQ	1500002-001	DRAWER RETAINER KIT, GREEN	2
18	NOT ASSIGNED	1REQ	1500003-001	DRAWER TRAY KIT, GREEN	2
19	NOT ASSIGNED	1REQ	1500004-001	SLIDE KIT, GREEN	2
19	NOT ASSIGNED	1REQ	1700185-001	36 BAR ASSEMBLY, 18" LOW PROFILE, GREEN	1
20	NOT ASSIGNED	1REQ	1700246	SCM CABINET COVER 18", GREEN	1
1	PERKING	1REQ	1800000-002	BOH FPU SMALL CABINET MODULE 55 CONF 18 55 - TAN	1
2	NOT ASSIGNED	1REQ	1800100-002	SCM BASE ASSEMBLY, TAN	1
3	NOT ASSIGNED	1REQ	1700018-002	30" CABINET CONFIGURATION 83A - TAN	1
4	NOT ASSIGNED	1REQ	1700110-002	30" HULL ASSEMBLY, TAN	1
5	NOT ASSIGNED	1REQ	1700054-002	DRAWER ASSEMBLY 4", TAN	2
6	NOT ASSIGNED	1REQ	1700053-001	DRAWER ASSEMBLY 18", TAN	1
7	NOT ASSIGNED	1REQ	1500002-002	DRAWER RETAINER KIT, TAN	2
8	NOT ASSIGNED	1REQ	1500003-002	DRAWER TRAY KIT, TAN	2
9	NOT ASSIGNED	1REQ	1500004-002	SLIDE KIT, TAN	2
10	NOT ASSIGNED	1REQ	1700185-002	36 BAR ASSEMBLY, 30" LOW PROFILE, TAN	1
11	NOT ASSIGNED	1REQ	1700224-002	BEZEL, TAN	1
12	NOT ASSIGNED	1REQ	1700246	SCM CABINET COVER, 30", TAN	1
13	NOT ASSIGNED	1REQ	1700022-002	18" CABINET CONFIGURATION 82B - TAN	1
14	NOT ASSIGNED	1REQ	1700123-002	18" HULL ASSEMBLY, TAN	1
15	NOT ASSIGNED	1REQ	1700053-002	DRAWER ASSEMBLY 4", TAN	2
16	NOT ASSIGNED	1REQ	1500002-002	DRAWER RETAINER KIT, TAN	2
17	NOT ASSIGNED	1REQ	1500003-002	DRAWER TRAY KIT, TAN	2
18	NOT ASSIGNED	1REQ	1500004-002	SLIDE KIT, TAN	2
19	NOT ASSIGNED	1REQ	1700185-002	36 BAR ASSEMBLY, 18" LOW PROFILE, TAN	1
20	NOT ASSIGNED	1REQ	1700246	SCM CABINET COVER 18", TAN	1

END OF FIGURE 08

NOTE

SCM configurations purchased after January 2019 will include black cabinet covers (18" part no. 17000246, 30" part no. 17000243).

BOH FPU 55" SCM CONFIGURATION #9

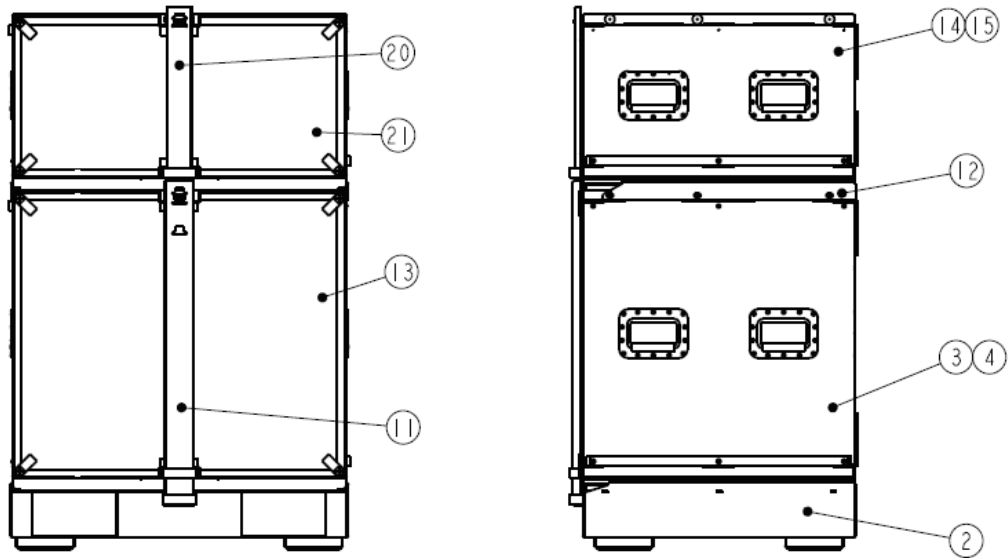
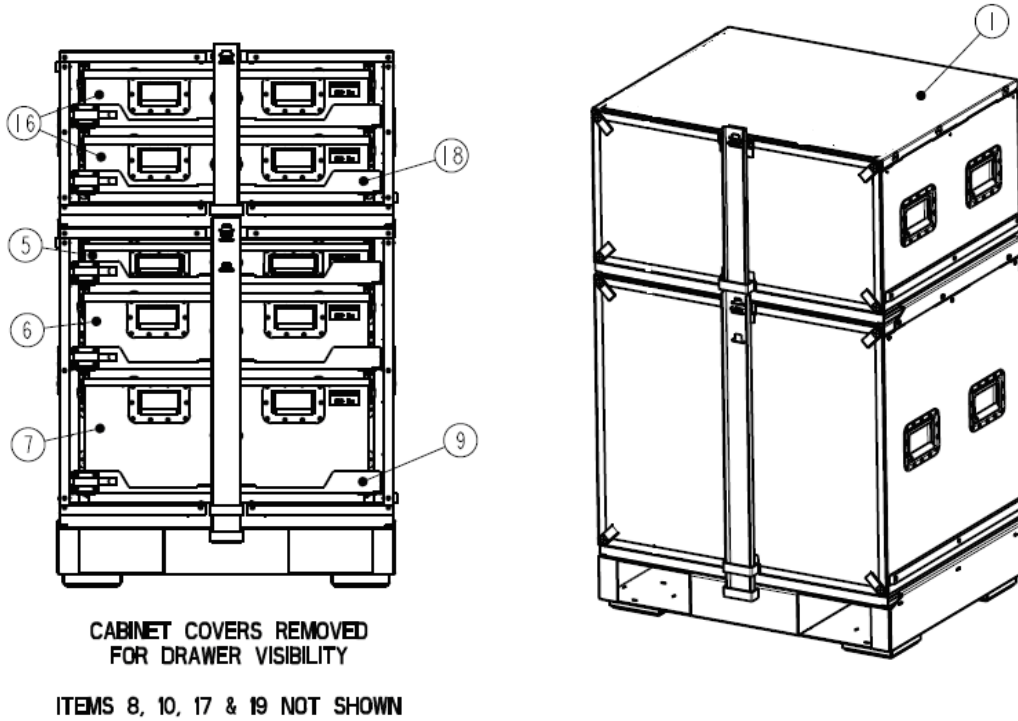


FIGURE 09 BOH FPU 55" SMALL CABINET MODULE CONFIGURATION #9

**FIGURE 09 GROUP 01
BOH FPU 55" SCM CONFIGURATION #9**

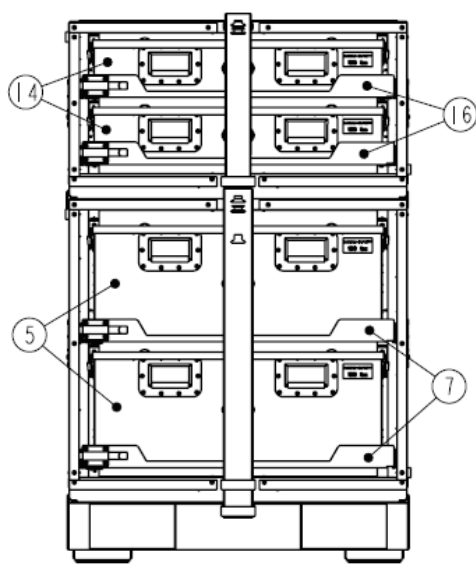
ITEM	QTY	UNIT	CASE	PART NO.	DESCRIPTION	QTY
1	1	EA	INSE2	1800000-001	BOH FPU SMALL CABINET MODULE, 30" CONFIG #9 - GREEN	1
2	1	EA	INSE3	18000100-001	SCM BASE ASSEMBLY, GREEN	1
3	1	EA	INSE3	1700019-001	30" CABINET CONFIGURATION #9A - GREEN	1
4	1	EA	INSE3	17000110-001	30" HULL ASSEMBLY, GREEN	1
5	1	EA	INSE3	17000034-001	DRAWER ASSEMBLY 4", GREEN	1
6	1	EA	INSE3	17000034-001	DRAWER ASSEMBLY 4", GREEN	1
7	1	EA	INSE3	17000038-001	DRAWER ASSEMBLY 12", GREEN	1
8	3	EA	INSE3	15880007-001	DRAWER RETAINER KIT, GREEN	3
9	3	EA	INSE3	15880003-001	DRAWER TRAY KIT, GREEN	3
10	3	EA	INSE3	15880004-001	SLIDE KIT, GREEN	3
11	1	EA	INSE3	17000185-001	30 BAR ASSEMBLY, 30" LOW PROFILE, GREEN	1
12	1	EA	INSE3	17000224-001	BEZEL, GREEN	1
13	1	EA	INSE3	17000348	SCM CABINET COVER, 30", GREEN	1
14	1	EA	INSE3	17000022-001	18" CABINET CONFIGURATION #2B - GREEN	1
15	1	EA	INSE3	17000120-001	18" HULL ASSEMBLY, GREEN	1
16	2	EA	INSE3	15880005-001	DRAWER ASSEMBLY 8", GREEN	2
17	2	EA	INSE3	17000002-001	DRAWER RETAINER KIT, GREEN	2
18	2	EA	INSE3	15880003-001	DRAWER TRAY KIT, GREEN	2
19	2	EA	INSE3	15880004-001	SLIDE KIT, GREEN	2
20	1	EA	INSE3	17000170-001	30 BAR ASSEMBLY, 18" LOW PROFILE, GREEN	1
21	1	EA	INSE3	17000351	SCM CABINET COVER 18", GREEN	1
1	1	EA	INSE3	18000004-001	BOH FPU SMALL CABINET MODULE, 30" CONFIG #9 - TAN	1
2	1	EA	INSE3	18000100-001	SCM BASE ASSEMBLY, TAN	1
3	1	EA	INSE3	1700019-001	30" CABINET CONFIGURATION #9A - TAN	1
4	1	EA	INSE3	17000110-001	30" HULL ASSEMBLY, TAN	1
5	1	EA	INSE3	17000034-001	DRAWER ASSEMBLY 4", TAN	1
6	1	EA	INSE3	17000034-001	DRAWER ASSEMBLY 4", TAN	1
7	1	EA	INSE3	17000038-001	DRAWER ASSEMBLY 12", TAN	1
8	3	EA	INSE3	15880007-001	DRAWER RETAINER KIT, TAN	3
9	3	EA	INSE3	15880003-001	DRAWER TRAY KIT, TAN	3
10	3	EA	INSE3	15880004-001	SLIDE KIT, TAN	3
11	1	EA	INSE3	17000185-001	30 BAR ASSEMBLY, 30" LOW PROFILE, TAN	1
12	1	EA	INSE3	17000224-001	BEZEL, TAN	1
13	1	EA	INSE3	17000348	SCM CABINET COVER, 30", TAN	1
14	1	EA	INSE3	17000022-001	18" CABINET CONFIGURATION #2B - TAN	1
15	1	EA	INSE3	17000120-001	18" HULL ASSEMBLY, TAN	1
16	2	EA	INSE3	15880005-001	DRAWER ASSEMBLY 8", TAN	2
17	2	EA	INSE3	15880007-001	DRAWER RETAINER KIT, TAN	2
18	2	EA	INSE3	15880003-001	DRAWER TRAY KIT, TAN	2
19	2	EA	INSE3	15880004-001	SLIDE KIT, TAN	2
20	1	EA	INSE3	17000170-001	30 BAR ASSEMBLY, 18" LOW PROFILE, TAN	1
21	1	EA	INSE3	17000351	SCM CABINET COVER 18", TAN	1

END OF FIGURE 09

NOTE

SCM configurations purchased after January 2019 will include black cabinet covers (18" part no. 17000246, 30" part no. 17000243).

BOH FPU 55" SCM CONFIGURATION #10



CABINET COVERS REMOVED
FOR DRAWER VISIBILITY

ITEMS 6, 8, 15 & 17 NOT SHOWN

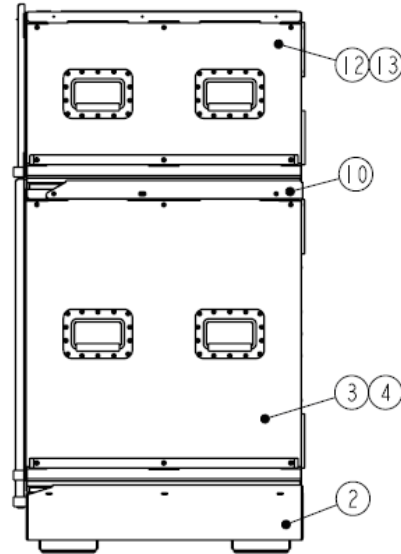
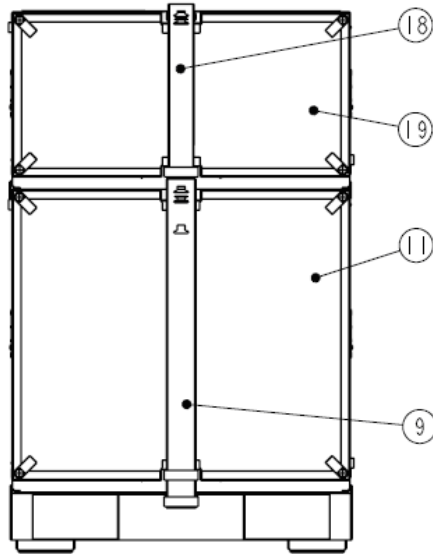
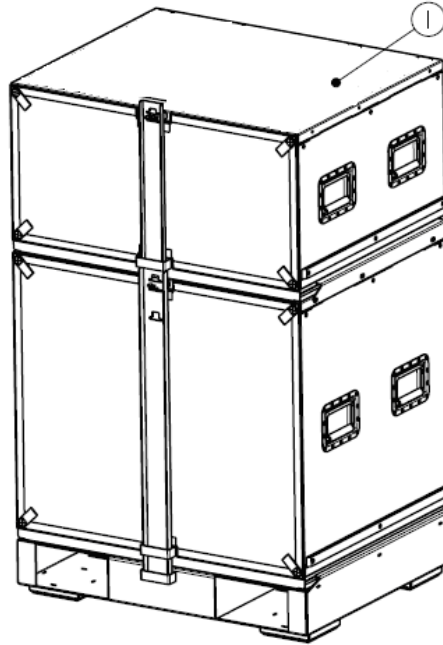


FIGURE 10 BOH FPU 55" SCM CONFIGURATION #10

**FIGURE 10 GROUP 01
BOH FPU 55" SCM CONFIGURATION #10**

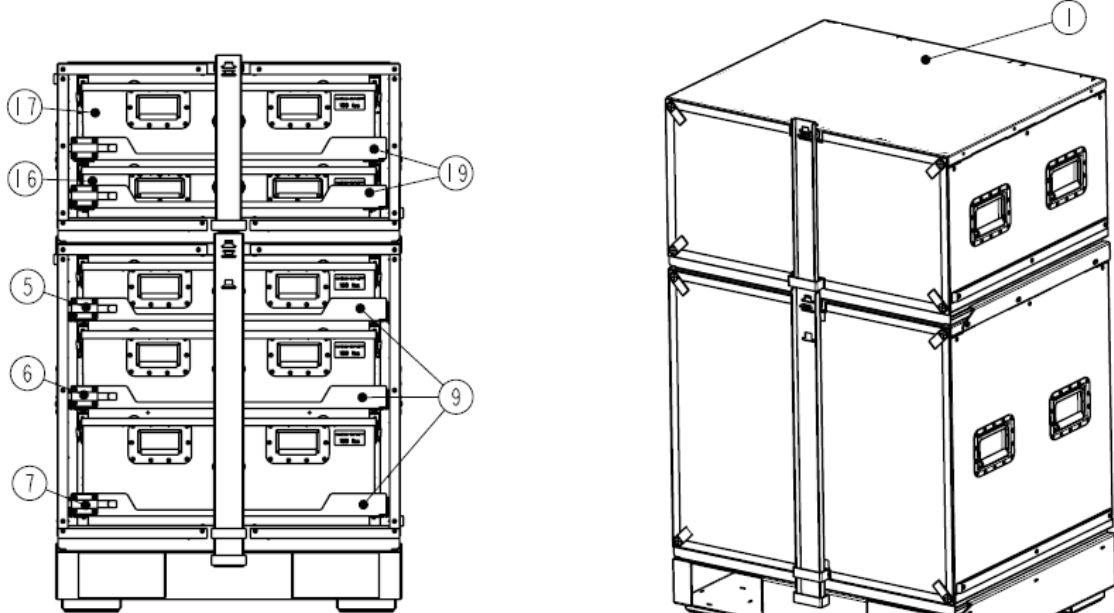
ITEM	NOTE	CASE	PART NO.	DESCRIPTION	QTY
1	PENDING	1K001	1600010-001	BOH FPU SMALL CABINET MODULE 55" CONFIG #10 - GREEN	1
2	NOT ASSIGNED	1K001	17000100-001	SCM BASE ASSEMBLY, GREEN	1
3	NOT ASSIGNED	1K001	1700020-001	30" CABINET CONFIGURATION #30 - GREEN	1
4	NOT ASSIGNED	1K001	1700010-001	30" HULL ASSEMBLY, GREEN	1
5	NOT ASSIGNED	1K001	1700020-001	DRAWER ASSEMBLY 12", GREEN	2
6	NOT ASSIGNED	1K001	1580002-001	DRAWER RETAINER KIT, GREEN	2
7	NOT ASSIGNED	1K001	1580003-001	DRAWER TRAY KIT, GREEN	2
8	NOT ASSIGNED	1K001	1580004-001	SLIDE KIT, GREEN	2
9	NOT ASSIGNED	1K001	1700010-001	30 BAR ASSEMBLY, 30" LOW PROFILE, GREEN	1
10	NOT ASSIGNED	1K001	1700024-001	BEZEL, GREEN	1
11	NOT ASSIGNED	1K001	1700024-001	SCM CABINET COVER, 30", GREEN	1
12	NOT ASSIGNED	1K001	1700002-001	18" CABINET CONFIGURATION #18 - GREEN	1
13	NOT ASSIGNED	1K001	1700010-001	18" HULL ASSEMBLY, GREEN	1
14	NOT ASSIGNED	1K001	1700003-001	DRAWER ASSEMBLY 6", GREEN	2
15	NOT ASSIGNED	1K001	1700002-001	DRAWER WITHINER KIT, GREEN	2
16	NOT ASSIGNED	1K001	1580003-001	DRAWER TRAY KIT, GREEN	2
17	NOT ASSIGNED	1K001	1580004-001	SLIDE KIT, GREEN	2
18	NOT ASSIGNED	1K001	1700010-001	30 BAR ASSEMBLY, 18" LOW PROFILE, GREEN	1
19	NOT ASSIGNED	1K001	1700024-001	SCM CABINET COVER 18", GREEN	1
1	PENDING	1K001	1600010-002	BOH FPU SMALL CABINET MODULE 55" CONFIG #10 - TAN	1
2	NOT ASSIGNED	1K001	17000100-002	SCM BASE ASSEMBLY, TAN	1
3	NOT ASSIGNED	1K001	1700020-002	30" CABINET CONFIGURATION #30 - TAN	1
4	NOT ASSIGNED	1K001	1700010-002	30" HULL ASSEMBLY, TAN	1
5	NOT ASSIGNED	1K001	1700020-002	DRAWER ASSEMBLY 12", TAN	2
6	NOT ASSIGNED	1K001	1580002-002	DRAWER RETAINER KIT, TAN	2
7	NOT ASSIGNED	1K001	1580003-002	DRAWER TRAY KIT, TAN	2
8	NOT ASSIGNED	1K001	1580004-002	SLIDE KIT, TAN	2
9	NOT ASSIGNED	1K001	1700010-002	30 BAR ASSEMBLY, 30" LOW PROFILE, TAN	1
10	NOT ASSIGNED	1K001	1700024-002	BEZEL, TAN	1
11	NOT ASSIGNED	1K001	1700024-002	SCM CABINET COVER, 30", TAN	1
12	NOT ASSIGNED	1K001	1700002-002	18" CABINET CONFIGURATION #18 - TAN	1
13	NOT ASSIGNED	1K001	1700010-002	18" HULL ASSEMBLY, TAN	1
14	NOT ASSIGNED	1K001	1700003-002	DRAWER ASSEMBLY 6", TAN	2
15	NOT ASSIGNED	1K001	1580002-002	DRAWER WITHINER KIT, TAN	2
16	NOT ASSIGNED	1K001	1580003-002	DRAWER TRAY KIT, TAN	2
17	NOT ASSIGNED	1K001	1580004-002	SLIDE KIT, TAN	2
18	NOT ASSIGNED	1K001	1700010-002	30 BAR ASSEMBLY, 18" LOW PROFILE, TAN	1
19	NOT ASSIGNED	1K001	1700024-002	SCM CABINET COVER 18", TAN	1

END OF FIGURE 10

NOTE

SCM configurations purchased after January 2019 will include black cabinet covers (18" part no. 17000246, 30" part no. 17000243).

BOH FPU 55" SCM CONFIGURATION #11



CABINET COVERS REMOVED
FOR DRAWER VISIBILITY

ITEMS 8, 10, 18 & 20 NOT SHOWN

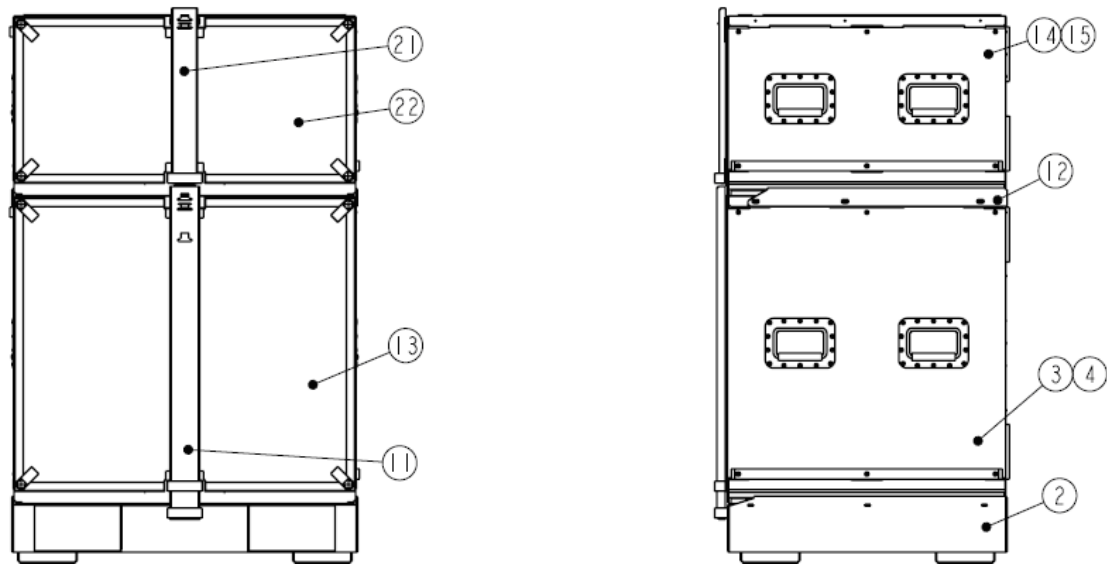


FIGURE 11 BOH FPU 55" SCM CONFIGURATION #11

**FIGURE 11 GROUP 01
BOH FPU 55" SCM CONFIGURATION #11**

ITEM	NSN	CAGE	PART NO.	DESCRIPTION	QTY
1	8145-01-611-3560	INSG3	1800011-001	.BOH FPU SMALL CABINET MODULE, 55 CONFIG #11 - GREEN	1
2	NOT ASSIGNED	INSG3	18000100-001	..SCM BASE ASSEMBLY, GREEN	1
3	NOT ASSIGNED	INSG3	17000016-001	..30" CABINET CONFIGURATION #1A - GREEN	1
4	NOT ASSIGNED	INSG3	17000110-001	..30" HULL ASSEMBLY, GREEN	1
5	NOT ASSIGNED	INSG3	17000655-001	..DRAWER ASSEMBLY 6", GREEN	1
6	NOT ASSIGNED	INSG3	17000656-001	..DRAWER ASSEMBLY 8", GREEN	1
7	NOT ASSIGNED	INSG3	17000657-001	..DRAWER ASSEMBLY 10", GREEN	1
8	NOT ASSIGNED	INSG3	15980802-001	..DRAWER RETAINER KIT, GREEN	3
9	NOT ASSIGNED	INSG3	15980803-001	..DRAWER TRAY KIT, GREEN	3
10	NOT ASSIGNED	INSG3	15980804-001	..SLIDE KIT, GREEN	3
11	NOT ASSIGNED	INSG3	17000165-001	..3G BAR ASSEMBLY, 30" LOW PROFILE, GREEN	1
12	NOT ASSIGNED	INSG3	17000224-001	..BEZEL, GREEN	1
13	NOT ASSIGNED	INSG3	17000349	..SCM CABINET COVER, 30", GREEN	1
14	NOT ASSIGNED	INSG3	17000023-001	..18" CABINET CONFIGURATION #3B - GREEN	1
15	NOT ASSIGNED	INSG3	17000120-001	..18" HULL ASSEMBLY, GREEN	1
16	NOT ASSIGNED	INSG3	17000654-001	..DRAWER ASSEMBLY 4", GREEN	1
17	NOT ASSIGNED	INSG3	17000656-001	..DRAWER ASSEMBLY 8", GREEN	1
18	NOT ASSIGNED	INSG3	17000802-001	..DRAWER RETAINER KIT, GREEN	2
19	NOT ASSIGNED	INSG3	15980803-001	..DRAWER TRAY KIT, GREEN	2
20	NOT ASSIGNED	INSG3	15980804-001	..SLIDE KIT, GREEN	2
21	NOT ASSIGNED	INSG3	17000170-001	..3G BAR ASSEMBLY, 18" LOW PROFILE, GREEN	1
22	NOT ASSIGNED	INSG3	17000351	..SCM CABINET COVER 18", GREEN	1
1	PENDING	INSG3	1800011-002	.BOH FPU SMALL CABINET MODULE, 55 CONFIG #11 - TAN	1
2	NOT ASSIGNED	INSG3	18000100-002	..SCM BASE ASSEMBLY, TAN	1
3	NOT ASSIGNED	INSG3	17000016-002	..30" CABINET CONFIGURATION #1A - TAN	1
4	NOT ASSIGNED	INSG3	17000110-002	..30" HULL ASSEMBLY, TAN	1
5	NOT ASSIGNED	INSG3	17000655-002	..DRAWER ASSEMBLY 6", TAN	1
6	NOT ASSIGNED	INSG3	17000656-002	..DRAWER ASSEMBLY 8", TAN	1
7	NOT ASSIGNED	INSG3	17000657-002	..DRAWER ASSEMBLY 10", GREEN	1
8	NOT ASSIGNED	INSG3	15980802-002	..DRAWER RETAINER KIT, TAN	3
9	NOT ASSIGNED	INSG3	15980803-002	..DRAWER TRAY KIT, TAN	3
10	NOT ASSIGNED	INSG3	15980804-002	..SLIDE KIT, TAN	3
11	NOT ASSIGNED	INSG3	17000165-002	..3G BAR ASSEMBLY, 30" LOW PROFILE, TAN	1
12	NOT ASSIGNED	INSG3	17000224-002	..BEZEL, TAN	1
13	NOT ASSIGNED	INSG3	17000343	..SCM CABINET COVER, 30", TAN	1
14	NOT ASSIGNED	INSG3	17000023-002	..18" CABINET CONFIGURATION #3B - TAN	1
15	NOT ASSIGNED	INSG3	17000120-002	..18" HULL ASSEMBLY, TAN	1
16	NOT ASSIGNED	INSG3	17000654-002	..DRAWER ASSEMBLY 4", TAN	1
17	NOT ASSIGNED	INSG3	17000656-002	..DRAWER ASSEMBLY 8", TAN	1
18	NOT ASSIGNED	INSG3	15980802-002	..DRAWER RETAINER KIT, TAN	2
19	NOT ASSIGNED	INSG3	15980803-002	..DRAWER TRAY KIT, TAN	2
20	NOT ASSIGNED	INSG3	15980804-002	..SLIDE KIT, TAN	2
21	NOT ASSIGNED	INSG3	17000170-002	..3G BAR ASSEMBLY, 18" LOW PROFILE, TAN	1
22	NOT ASSIGNED	INSG3	17000346	..SCM CABINET COVER 18", TAN	1

END OF FIGURE 11

NOTE

SCM configurations purchased after January 2019 will include black cabinet covers (18" part no. 17000246, 30" part no. 17000243).

BOH FPU 55" SCM CONFIGURATION #12

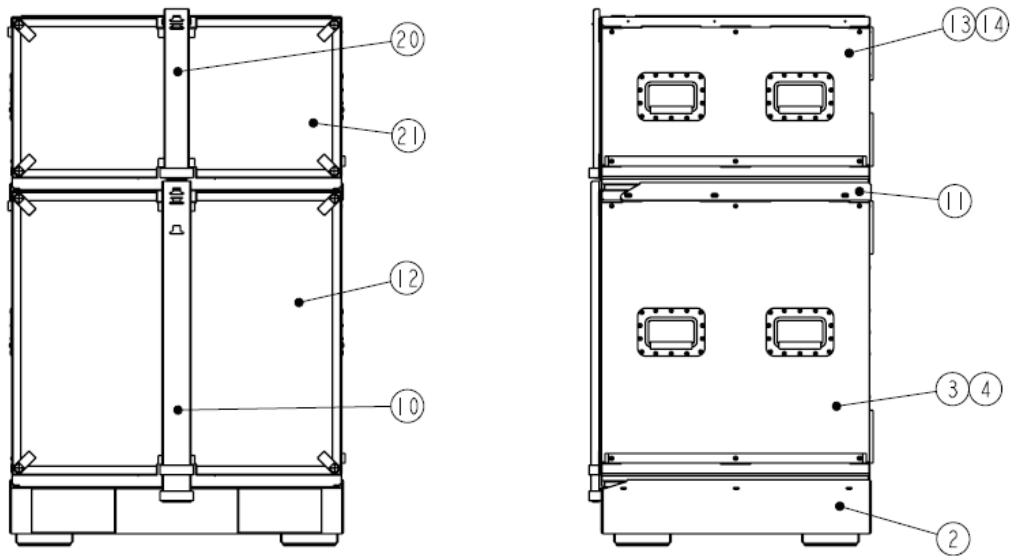
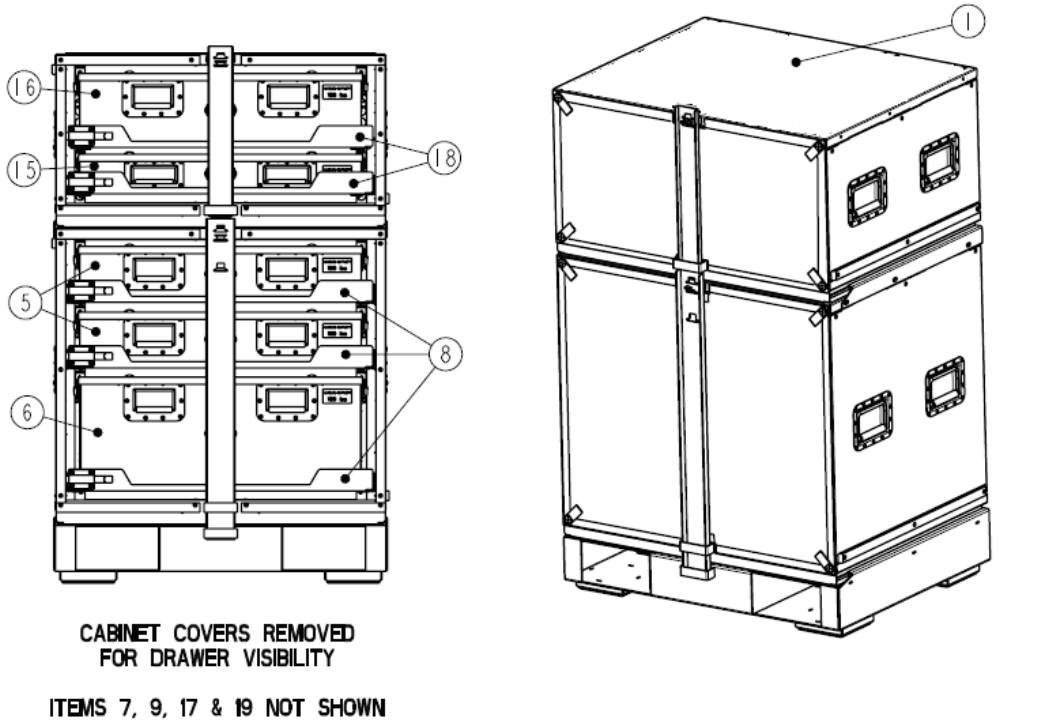


FIGURE 12 BOH FPU 55" SCM CONFIGURATION #12

**FIGURE 12 GROUP 01
BOH FPU 55" SCM CONFIGURATION #12**

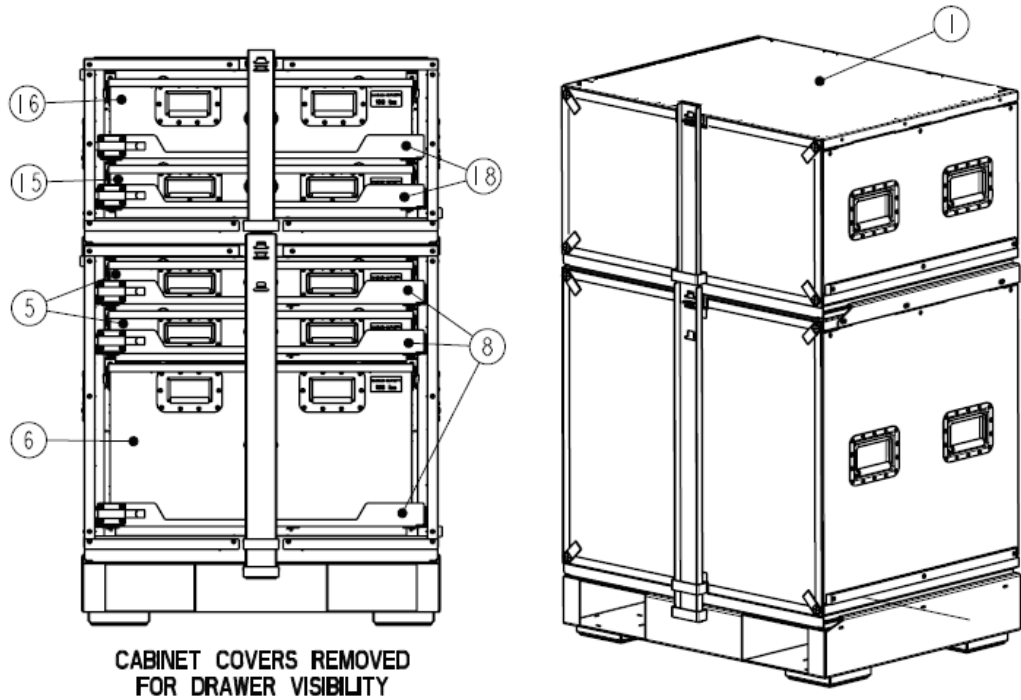
ITEM	NSN	CAGE	PART NO.	DESCRIPTION	QTY
1	PENDING	INSG3	1800012-001	BOH FPU SMALL CABINET MODULE, 55 CONFIG #12 - GREEN	1
2	NOT ASSIGNED	INSG3	18000100-001	..SCM BASE ASSEMBLY, GREEN	1
3	NOT ASSIGNED	INSG3	17000017-001	..30" CABINET CONFIGURATION #2A - GREEN	1
4	NOT ASSIGNED	INSG3	17000110-001	..30" HULL ASSEMBLY, GREEN	1
5	NOT ASSIGNED	INSG3	17000655-001	..DRAWER ASSEMBLY 6", GREEN	2
6	NOT ASSIGNED	INSG3	17000658-001	..DRAWER ASSEMBLY 12", GREEN	1
7	NOT ASSIGNED	INSG3	15980802-001	..DRAWER RETAINER KIT, GREEN	3
8	NOT ASSIGNED	INSG3	15980803-001	..DRAWER TRAY KIT, GREEN	3
9	NOT ASSIGNED	INSG3	15980804-001	..SLIDE KIT, GREEN	3
10	NOT ASSIGNED	INSG3	17000165-001	..3G BAR ASSEMBLY, 30" LOW PROFILE, GREEN	1
11	NOT ASSIGNED	INSG3	17000224-001	..BEZEL, GREEN	1
12	NOT ASSIGNED	INSG3	17000349	..SCM CABINET COVER, 30", GREEN	1
13	NOT ASSIGNED	INSG3	17000023-001	..18" CABINET CONFIGURATION #3B - GREEN	1
14	NOT ASSIGNED	INSG3	17000120-001	..18" HULL ASSEMBLY, GREEN	1
15	NOT ASSIGNED	INSG3	17000654-001	..DRAWER ASSEMBLY 4", GREEN	1
16	NOT ASSIGNED	INSG3	17000656-001	..DRAWER ASSEMBLY 8", GREEN	1
17	NOT ASSIGNED	INSG3	17000802-001	..DRAWER RETAINER KIT, GREEN	2
18	NOT ASSIGNED	INSG3	15980803-001	..DRAWER TRAY KIT, GREEN	2
19	NOT ASSIGNED	INSG3	15980804-001	..SLIDE KIT, GREEN	2
20	NOT ASSIGNED	INSG3	17000170-001	..3G BAR ASSEMBLY, 18" LOW PROFILE, GREEN	1
21	NOT ASSIGNED	INSG3	17000351	..SCM CABINET COVER 18", GREEN	1
1	PENDING	INSG3	1800012-002	BOH FPU SMALL CABINET MODULE, 55 CONFIG #12 - TAN	1
2	NOT ASSIGNED	INSG3	18000100-002	..SCM BASE ASSEMBLY, TAN	1
3	NOT ASSIGNED	INSG3	17000017-002	..30" CABINET CONFIGURATION #2A - TAN	1
4	NOT ASSIGNED	INSG3	17000110-002	..30" HULL ASSEMBLY, TAN	1
5	NOT ASSIGNED	INSG3	17000655-002	..DRAWER ASSEMBLY 6", TAN	2
6	NOT ASSIGNED	INSG3	17000658-002	..DRAWER ASSEMBLY 12", TAN	1
7	NOT ASSIGNED	INSG3	15980802-002	..DRAWER RETAINER KIT, TAN	3
8	NOT ASSIGNED	INSG3	15980803-002	..DRAWER TRAY KIT, TAN	3
9	NOT ASSIGNED	INSG3	15980804-002	..SLIDE KIT, TAN	3
10	NOT ASSIGNED	INSG3	17000165-002	..3G BAR ASSEMBLY, 30" LOW PROFILE, TAN	1
11	NOT ASSIGNED	INSG3	17000224-002	..BEZEL, TAN	1
12	NOT ASSIGNED	INSG3	17000343	..SCM CABINET COVER, 30", TAN	1
13	NOT ASSIGNED	INSG3	17000023-002	..18" CABINET CONFIGURATION #3B - TAN	1
14	NOT ASSIGNED	INSG3	17000120-002	..18" HULL ASSEMBLY, TAN	1
15	NOT ASSIGNED	INSG3	17000654-002	..DRAWER ASSEMBLY 4", TAN	1
16	NOT ASSIGNED	INSG3	17000656-002	..DRAWER ASSEMBLY 8", TAN	1
17	NOT ASSIGNED	INSG3	15980802-002	..DRAWER RETAINER KIT, TAN	2
18	NOT ASSIGNED	INSG3	15980803-002	..DRAWER TRAY KIT, TAN	2
19	NOT ASSIGNED	INSG3	15980804-002	..SLIDE KIT, TAN	2
20	NOT ASSIGNED	INSG3	17000170-002	..3G BAR ASSEMBLY, 18" LOW PROFILE, TAN	1
21	NOT ASSIGNED	INSG3	17000346	..SCM CABINET COVER 18", TAN	1

END OF FIGURE 12

NOTE

SCM configurations purchased after January 2019 will include black cabinet covers (18" part no. 17000246, 30" part no. 17000243).

BOH FPU 55" SCM CONFIGURATION #13



ITEMS 7, 9, 17 & 19 NOT SHOWN

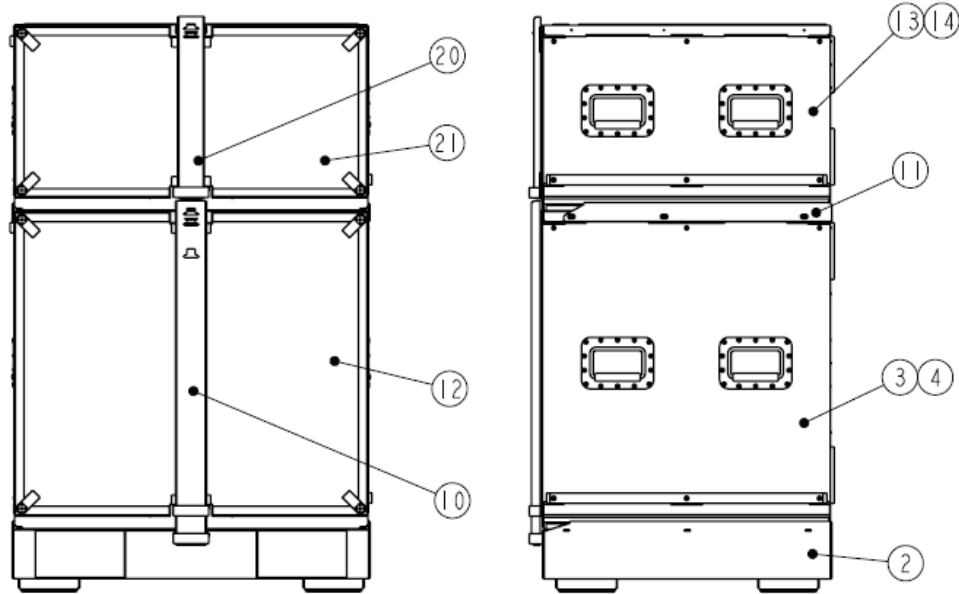


FIGURE 13 BOH FPU 55" SCM CONFIGURATION #13

**FIGURE 13 GROUP 01
BOH FPU 55" SCM CONFIGURATION #13**

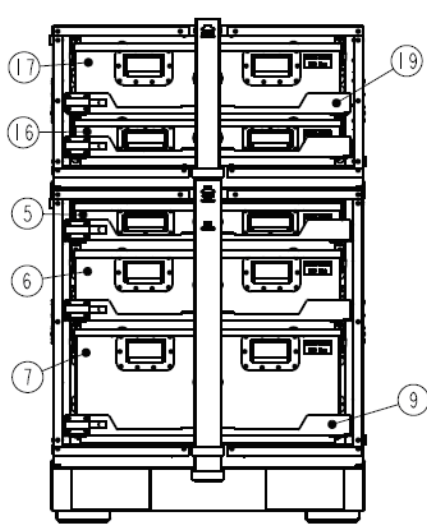
ITEM	NSN	CAGE	PART NO.	DESCRIPTION	QTY
1	PENDING	INSG3	1800013-001	.BOH FPU SMALL CABINET MODULE, 55 CONFIG #13 - GREEN	1
2	NOT ASSIGNED	INSG3	18000100-001	..SCM BASE ASSEMBLY, GREEN	1
3	NOT ASSIGNED	INSG3	17000018-001	..30" CABINET CONFIGURATION #3A - GREEN	1
4	NOT ASSIGNED	INSG3	17000110-001	..30" HULL ASSEMBLY, GREEN	1
5	NOT ASSIGNED	INSG3	17000654-001	..DRAWER ASSEMBLY 4", GREEN	2
6	NOT ASSIGNED	INSG3	17000659-001	..DRAWER ASSEMBLY 16", GREEN	1
7	NOT ASSIGNED	INSG3	15980802-001	..DRAWER RETAINER KIT, GREEN	3
8	NOT ASSIGNED	INSG3	15980803-001	..DRAWER TRAY KIT, GREEN	3
9	NOT ASSIGNED	INSG3	15980804-001	..SLIDE KIT, GREEN	3
10	NOT ASSIGNED	INSG3	17000165-001	..3G BAR ASSEMBLY, 30" LOW PROFILE, GREEN	1
11	NOT ASSIGNED	INSG3	17000224-001	..BEZEL, GREEN	1
12	NOT ASSIGNED	INSG3	17000349	..SCM CABINET COVER, 30", GREEN	1
13	NOT ASSIGNED	INSG3	17000023-001	..18" CABINET CONFIGURATION #3B - GREEN	1
14	NOT ASSIGNED	INSG3	17000120-001	..18" HULL ASSEMBLY, GREEN	1
15	NOT ASSIGNED	INSG3	17000654-001	..DRAWER ASSEMBLY 4", GREEN	1
16	NOT ASSIGNED	INSG3	17000656-001	..DRAWER ASSEMBLY 8", GREEN	1
17	NOT ASSIGNED	INSG3	17000802-001	..DRAWER RETAINER KIT, GREEN	2
18	NOT ASSIGNED	INSG3	15980803-001	..DRAWER TRAY KIT, GREEN	2
19	NOT ASSIGNED	INSG3	15980804-001	..SLIDE KIT, GREEN	2
20	NOT ASSIGNED	INSG3	17000170-001	..3G BAR ASSEMBLY, 18" LOW PROFILE, GREEN	1
21	NOT ASSIGNED	INSG3	17000351	..SCM CABINET COVER 18", GREEN	1
1	PENDING	INSG3	18000013-002	.BOH FPU SMALL CABINET MODULE, 55 CONFIG #13 - TAN	1
2	NOT ASSIGNED	INSG3	18000100-002	..SCM BASE ASSEMBLY, TAN	1
3	NOT ASSIGNED	INSG3	17000018-002	..30" CABINET CONFIGURATION #3A - TAN	1
4	NOT ASSIGNED	INSG3	17000110-002	..30" HULL ASSEMBLY, TAN	1
5	NOT ASSIGNED	INSG3	17000654-002	..DRAWER ASSEMBLY 4", TAN	2
6	NOT ASSIGNED	INSG3	17000659-002	..DRAWER ASSEMBLY 16", TAN	1
7	NOT ASSIGNED	INSG3	15980802-002	..DRAWER RETAINER KIT, TAN	3
8	NOT ASSIGNED	INSG3	15980803-002	..DRAWER TRAY KIT, TAN	3
9	NOT ASSIGNED	INSG3	15980804-002	..SLIDE KIT, TAN	3
10	NOT ASSIGNED	INSG3	17000165-002	..3G BAR ASSEMBLY, 30" LOW PROFILE, TAN	1
11	NOT ASSIGNED	INSG3	17000224-002	..BEZEL, TAN	1
12	NOT ASSIGNED	INSG3	17000343	..SCM CABINET COVER, 30", TAN	1
13	NOT ASSIGNED	INSG3	17000023-002	..18" CABINET CONFIGURATION #3B - TAN	1
14	NOT ASSIGNED	INSG3	17000120-002	..18" HULL ASSEMBLY, TAN	1
15	NOT ASSIGNED	INSG3	17000654-002	..DRAWER ASSEMBLY 4", TAN	1
16	NOT ASSIGNED	INSG3	17000656-002	..DRAWER ASSEMBLY 8", TAN	1
17	NOT ASSIGNED	INSG3	15980802-002	..DRAWER RETAINER KIT, TAN	2
18	NOT ASSIGNED	INSG3	15980803-002	..DRAWER TRAY KIT, TAN	2
19	NOT ASSIGNED	INSG3	15980804-002	..SLIDE KIT, TAN	2
20	NOT ASSIGNED	INSG3	17000170-002	..3G BAR ASSEMBLY, 18" LOW PROFILE, TAN	1
21	NOT ASSIGNED	INSG3	17000346	..SCM CABINET COVER 18", TAN	1

END OF FIGURE 13

NOTE

SCM configurations purchased after January 2019 will include black cabinet covers (18" part no. 17000246, 30" part no. 17000243).

BOH FPU 55" SCM CONFIGURATION #14



CABINET COVERS REMOVED
FOR DRAWER VISIBILITY

ITEMS 8, 10, 18 & 20 NOT SHOWN

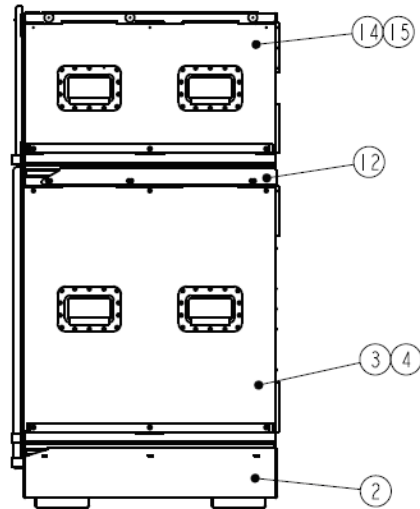
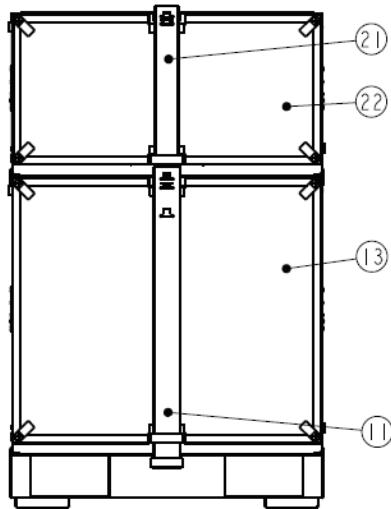
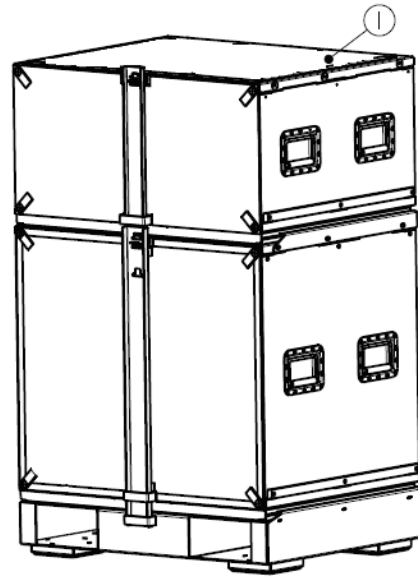


FIGURE 14 BOH FPU 55" SCM CONFIGURATION #14

**FIGURE 14 GROUP 01
BOH FPU 55" SCM CONFIGURATION #14**

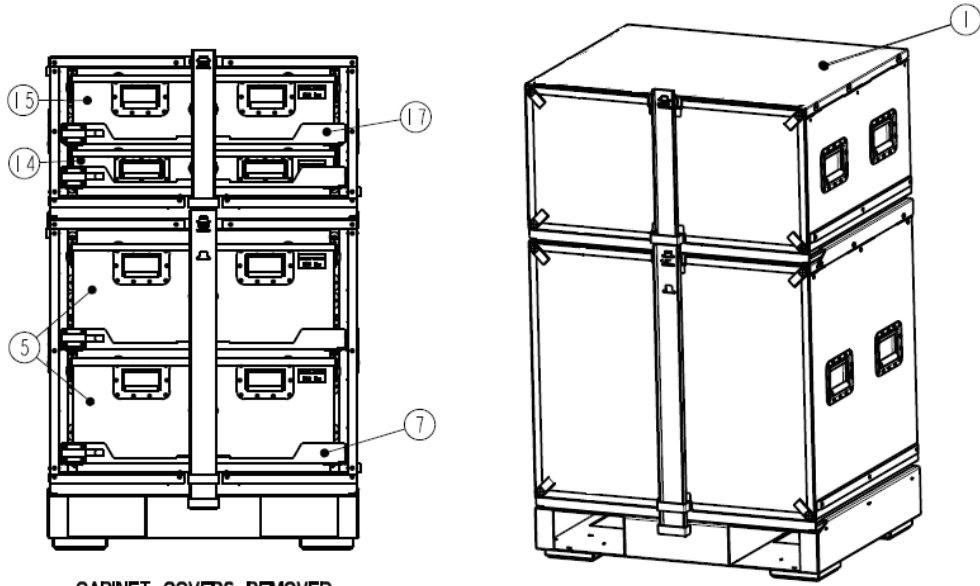
ITEM	NSN	CAGE	PART NO.	DESCRIPTION	QTY
1	PENDING	INSG3	1800014-001	.BOH FPU SMALL CABINET MODULE, 55 CONFIG #14 - GREEN	1
2	NOT ASSIGNED	INSG3	18000100-001	..SCM BASE ASSEMBLY, GREEN	1
3	NOT ASSIGNED	INSG3	1700019-001	...30" CABINET CONFIGURATION #4A - GREEN	1
4	NOT ASSIGNED	INSG3	17000110-001	...30" HULL ASSEMBLY, GREEN	1
5	NOT ASSIGNED	INSG3	17000654-001	...DRAWER ASSEMBLY 4", GREEN	1
6	NOT ASSIGNED	INSG3	17000656-001	...DRAWER ASSEMBLY 8", GREEN	1
7	NOT ASSIGNED	INSG3	17000658-001	...DRAWER ASSEMBLY 12", GREEN	1
8	NOT ASSIGNED	INSG3	15980802-001	...DRAWER RETAINER KIT, GREEN	3
9	NOT ASSIGNED	INSG3	15980803-001	...DRAWER TRAY KIT, GREEN	3
10	NOT ASSIGNED	INSG3	15980804-001	...SLIDE KIT, GREEN	3
11	NOT ASSIGNED	INSG3	17000165-001	..3G BAR ASSEMBLY, 30" LOW PROFILE, GREEN	1
12	NOT ASSIGNED	INSG3	17000224-001	..BEZEL, GREEN	1
13	NOT ASSIGNED	INSG3	17000349	..SCM CABINET COVER, 30", GREEN	1
14	NOT ASSIGNED	INSG3	17000023-001	..18" CABINET CONFIGURATION #3B - GREEN	1
15	NOT ASSIGNED	INSG3	17000120-001	...18" HULL ASSEMBLY, GREEN	1
16	NOT ASSIGNED	INSG3	17000654-001	...DRAWER ASSEMBLY 4", GREEN	1
17	NOT ASSIGNED	INSG3	17000656-001	...DRAWER ASSEMBLY 8", GREEN	1
18	NOT ASSIGNED	INSG3	17000802-001	...DRAWER RETAINER KIT, GREEN	2
19	NOT ASSIGNED	INSG3	15980803-001	...DRAWER TRAY KIT, GREEN	2
20	NOT ASSIGNED	INSG3	15980804-001	...SLIDE KIT, GREEN	2
21	NOT ASSIGNED	INSG3	17000170-001	..3G BAR ASSEMBLY, 18" LOW PROFILE, GREEN	1
22	NOT ASSIGNED	INSG3	17000351	..SCM CABINET COVER 18", GREEN	1
1	PENDING	INSG3	1800014-002	.BOH FPU SMALL CABINET MODULE, 55 CONFIG #14 - TAN	1
2	NOT ASSIGNED	INSG3	18000100-002	..SCM BASE ASSEMBLY, TAN	1
3	NOT ASSIGNED	INSG3	1700019-002	...30" CABINET CONFIGURATION #4A - TAN	1
4	NOT ASSIGNED	INSG3	17000110-002	...30" HULL ASSEMBLY, TAN	1
5	NOT ASSIGNED	INSG3	17000654-002	...DRAWER ASSEMBLY 4", TAN	1
6	NOT ASSIGNED	INSG3	17000656-002	...DRAWER ASSEMBLY 8", TAN	1
7	NOT ASSIGNED	INSG3	17000658-002	...DRAWER ASSEMBLY 12", TAN	1
8	NOT ASSIGNED	INSG3	15980802-002	...DRAWER RETAINER KIT, TAN	3
9	NOT ASSIGNED	INSG3	15980803-002	...DRAWER TRAY KIT, TAN	3
10	NOT ASSIGNED	INSG3	15980804-002	...SLIDE KIT, TAN	3
11	NOT ASSIGNED	INSG3	17000165-002	..3G BAR ASSEMBLY, 30" LOW PROFILE, TAN	1
12	NOT ASSIGNED	INSG3	17000224-002	..BEZEL, TAN	1
13	NOT ASSIGNED	INSG3	17000343	..SCM CABINET COVER, 30", TAN	1
14	NOT ASSIGNED	INSG3	17000023-002	..18" CABINET CONFIGURATION #3B - TAN	1
15	NOT ASSIGNED	INSG3	17000120-002	...18" HULL ASSEMBLY, TAN	1
16	NOT ASSIGNED	INSG3	17000654-002	...DRAWER ASSEMBLY 4", TAN	1
17	NOT ASSIGNED	INSG3	17000656-002	...DRAWER ASSEMBLY 8", TAN	1
18	NOT ASSIGNED	INSG3	15980802-002	...DRAWER RETAINER KIT, TAN	2
19	NOT ASSIGNED	INSG3	15980803-002	...DRAWER TRAY KIT, TAN	2
20	NOT ASSIGNED	INSG3	15980804-002	...SLIDE KIT, TAN	2
21	NOT ASSIGNED	INSG3	17000170-002	..3G BAR ASSEMBLY, 18" LOW PROFILE, TAN	1
22	NOT ASSIGNED	INSG3	17000346	..SCM CABINET COVER 18", TAN	1

END OF FIGURE 14

NOTE

SCM configurations purchased after January 2019 will include black cabinet covers (18" part no. 17000246, 30" part no. 17000243).

BOH FPU 55" SCM CONFIGURATION #15



CABINET COVERS REMOVED
FOR DRAWER VISIBILITY

ITEMS 6, 8, 16 & 18 NOT SHOWN

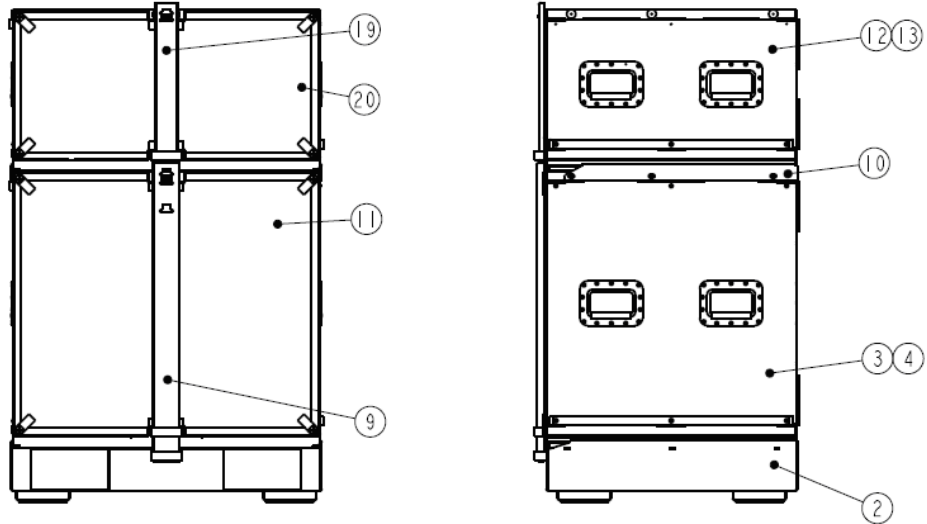


FIGURE 15 BOH FPU 55" SCM CONFIGURATION #15

**FIGURE 15 GROUP 01
BOH FPU 55" SCM CONFIGURATION #15**

ITEM	NSN	CAGE	PART NO.	DESCRIPTION	QTY
1	PENDING	INSG3	1800015-001	..BOH FPU SMALL CABINET MODULE, 55 CONFIG #15 - GREEN	1
2	NOT ASSIGNED	INSG3	18000100-001	..SCM BASE ASSEMBLY, GREEN	1
3	NOT ASSIGNED	INSG3	1700020-001	..30" CABINET CONFIGURATION #5A - GREEN	1
4	NOT ASSIGNED	INSG3	17000110-001	..30" HULL ASSEMBLY, GREEN	1
5	NOT ASSIGNED	INSG3	17000658-001	..DRAWER ASSEMBLY 12", GREEN	2
6	NOT ASSIGNED	INSG3	15980802-001	..DRAWER RETAINER KIT, GREEN	2
7	NOT ASSIGNED	INSG3	15980803-001	..DRAWER TRAY KIT, GREEN	2
8	NOT ASSIGNED	INSG3	15980804-001	..SLIDE KIT, GREEN	2
9	NOT ASSIGNED	INSG3	17000165-001	..36 BAR ASSEMBLY, 30" LOW PROFILE, GREEN	1
10	NOT ASSIGNED	INSG3	17000224-001	..BEZEL, GREEN	1
11	NOT ASSIGNED	INSG3	17000349	..SCM CABINET COVER, 30", GREEN	1
12	NOT ASSIGNED	INSG3	17000023-001	..18" CABINET CONFIGURATION #3B - GREEN	1
13	NOT ASSIGNED	INSG3	17000120-001	..18" HULL ASSEMBLY, GREEN	1
14	NOT ASSIGNED	INSG3	17000654-001	..DRAWER ASSEMBLY 4", GREEN	1
15	NOT ASSIGNED	INSG3	17000656-001	..DRAWER ASSEMBLY 8", GREEN	1
16	NOT ASSIGNED	INSG3	17000802-001	..DRAWER RETAINER KIT, GREEN	2
17	NOT ASSIGNED	INSG3	15980803-001	..DRAWER TRAY KIT, GREEN	2
18	NOT ASSIGNED	INSG3	15980804-001	..SLIDE KIT, GREEN	2
19	NOT ASSIGNED	INSG3	17000170-001	..36 BAR ASSEMBLY, 18" LOW PROFILE, GREEN	1
20	NOT ASSIGNED	INSG3	17000351	..SCM CABINET COVER 18", GREEN	1
1	PENDING	INSG3	1800015-002	..BOH FPU SMALL CABINET MODULE, 55 CONFIG #15 - TAN	1
2	NOT ASSIGNED	INSG3	18000100-002	..SCM BASE ASSEMBLY, TAN	1
3	NOT ASSIGNED	INSG3	1700020-002	..30" CABINET CONFIGURATION #5A - TAN	1
4	NOT ASSIGNED	INSG3	17000110-002	..30" HULL ASSEMBLY, TAN	1
5	NOT ASSIGNED	INSG3	17000658-002	..DRAWER ASSEMBLY 12", TAN	2
6	NOT ASSIGNED	INSG3	15980802-002	..DRAWER RETAINER KIT, TAN	2
7	NOT ASSIGNED	INSG3	15980803-002	..DRAWER TRAY KIT, TAN	2
8	NOT ASSIGNED	INSG3	15980804-002	..SLIDE KIT, TAN	2
9	NOT ASSIGNED	INSG3	17000165-002	..36 BAR ASSEMBLY, 30" LOW PROFILE, TAN	1
10	NOT ASSIGNED	INSG3	17000224-002	..BEZEL, TAN	1
11	NOT ASSIGNED	INSG3	17000343	..SCM CABINET COVER, 30", TAN	1
12	NOT ASSIGNED	INSG3	17000023-002	..18" CABINET CONFIGURATION #3B - TAN	1
13	NOT ASSIGNED	INSG3	17000120-002	..18" HULL ASSEMBLY, TAN	1
14	NOT ASSIGNED	INSG3	17000654-002	..DRAWER ASSEMBLY 4", TAN	1
15	NOT ASSIGNED	INSG3	17000656-002	..DRAWER ASSEMBLY 8", TAN	1
16	NOT ASSIGNED	INSG3	15980802-002	..DRAWER RETAINER KIT, TAN	2
17	NOT ASSIGNED	INSG3	15980803-002	..DRAWER TRAY KIT, TAN	2
18	NOT ASSIGNED	INSG3	15980804-002	..SLIDE KIT, TAN	2
19	NOT ASSIGNED	INSG3	17000170-002	..36 BAR ASSEMBLY, 18" LOW PROFILE, TAN	1
20	NOT ASSIGNED	INSG3	17000346	..SCM CABINET COVER 18", TAN	1

END OF FIGURE 15

NOTE

SCM configurations purchased after January 2019 will include black cabinet covers (18" part no. 17000246, 30" part no. 17000243).

BOH FPU 55" SCM CONFIGURATION #16

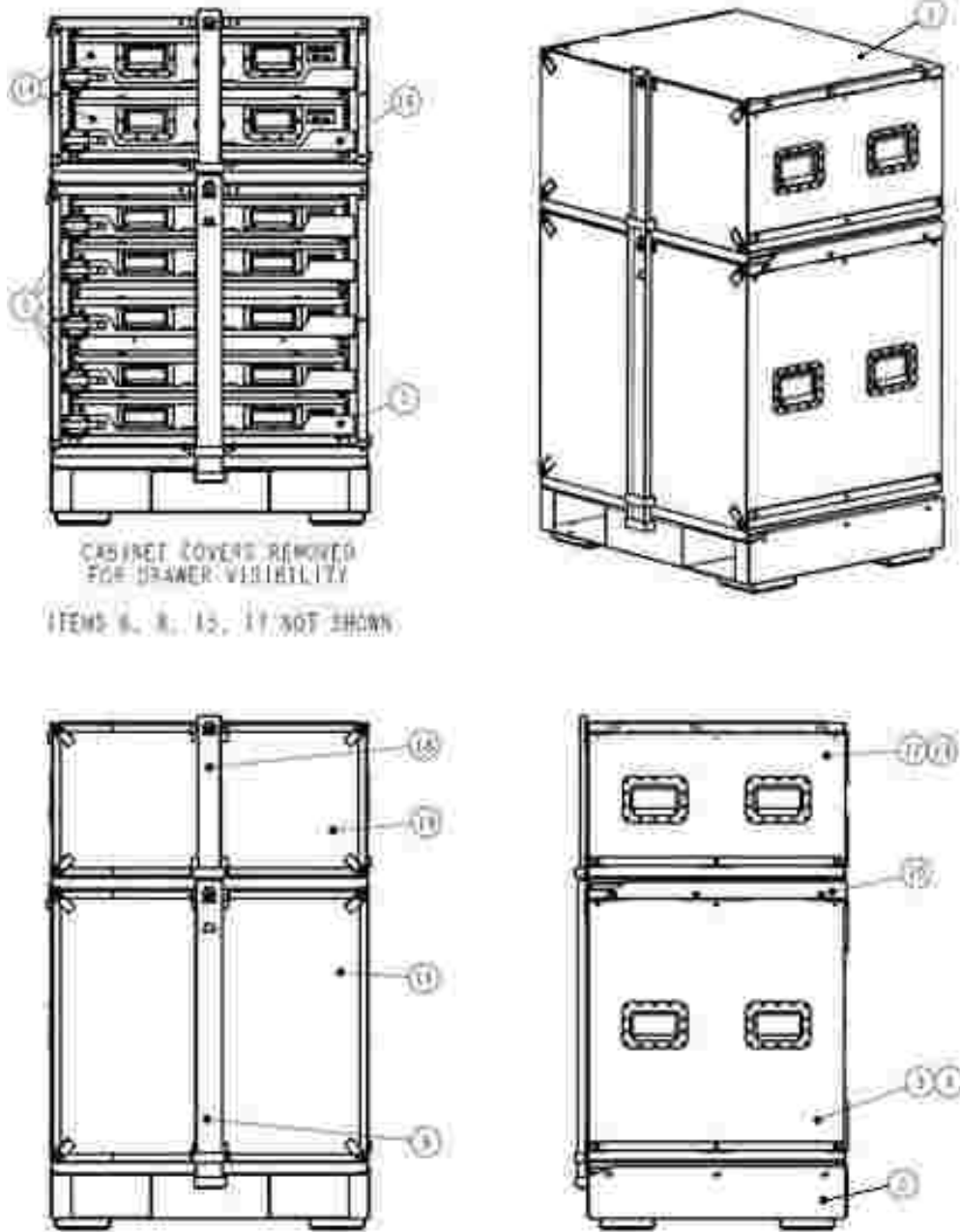


FIGURE 16 BOH FPU 55" SCM CONFIGURATION #16

**FIGURE 16 GROUP 01
BOH FPU 55" SCM CONFIGURATION #16**

ITEM	NSN	CAGE	PART NO.	DESCRIPTION	QTY
1	8145-01-611-3557	INSG3	18000016-001	BOH FPU SMALL CABINET MODULE, 55 CONFIG #16 - GREEN	1
2	NOT ASSIGNED	INSG3	18000016-002	..SCM BASE ASSEMBLY, GREEN	1
3	NOT ASSIGNED	INSG3	18000020-001	..30" CABINET CONFIGURATION #6A - GREEN	1
4	NOT ASSIGNED	INSG3	17000110-001	..30" HULL ASSEMBLY, GREEN	1
5	NOT ASSIGNED	INSG3	17000654-001	..DRAWER ASSEMBLY 4", GREEN	5
6	NOT ASSIGNED	INSG3	15980802-001	..DRAWER RETAINER KIT, GREEN	5
7	NOT ASSIGNED	INSG3	15980803-001	..DRAWER TRAY KIT, GREEN	5
8	NOT ASSIGNED	INSG3	15980804-001	..SLIDE KIT, GREEN	5
9	NOT ASSIGNED	INSG3	17000165-001	..3G BAR ASSEMBLY, 30" LOW PROFILE, GREEN	1
10	NOT ASSIGNED	INSG3	17000224-001	..BEZEL, GREEN	1
11	NOT ASSIGNED	INSG3	17000349	..SCM CABINET COVER, 30", GREEN	1
12	NOT ASSIGNED	INSG3	17000022-001	..18" CABINET CONFIGURATION #2B - GREEN	1
13	NOT ASSIGNED	INSG3	17000120-001	..18" HULL ASSEMBLY, GREEN	1
14	NOT ASSIGNED	INSG3	17000655-001	..DRAWER ASSEMBLY 6", GREEN	2
15	NOT ASSIGNED	INSG3	17000802-001	..DRAWER RETAINER KIT, GREEN	2
16	NOT ASSIGNED	INSG3	15980803-001	..DRAWER TRAY KIT, GREEN	2
17	NOT ASSIGNED	INSG3	15980804-001	..SLIDE KIT, GREEN	2
18	NOT ASSIGNED	INSG3	17000170-001	..3G BAR ASSEMBLY, 18" LOW PROFILE, GREEN	1
19	NOT ASSIGNED	INSG3	17000351	..SCM CABINET COVER 18", GREEN	1
1	8145-01-611-3554	INSG3	18000016-002	BOH FPU SMALL CABINET MODULE, 55 CONFIG #16 - TAN	1
2	NOT ASSIGNED	INSG3	18000100-002	..SCM BASE ASSEMBLY, TAN	1
3	NOT ASSIGNED	INSG3	18000020-002	..30" CABINET CONFIGURATION #6A - TAN	1
4	NOT ASSIGNED	INSG3	17000110-002	..30" HULL ASSEMBLY, TAN	1
5	NOT ASSIGNED	INSG3	17000654-002	..DRAWER ASSEMBLY 4", TAN	5
6	NOT ASSIGNED	INSG3	15980802-002	..DRAWER RETAINER KIT, TAN	5
7	NOT ASSIGNED	INSG3	15980803-002	..DRAWER TRAY KIT, TAN	5
8	NOT ASSIGNED	INSG3	15980804-002	..SLIDE KIT, TAN	5
9	NOT ASSIGNED	INSG3	17000165-002	..3G BAR ASSEMBLY, 30" LOW PROFILE, TAN	1
10	NOT ASSIGNED	INSG3	17000224-002	..BEZEL, TAN	1
11	NOT ASSIGNED	INSG3	17000343	..SCM CABINET COVER, 30", TAN	1
12	NOT ASSIGNED	INSG3	17000022-002	..18" CABINET CONFIGURATION #2B - TAN	1
13	NOT ASSIGNED	INSG3	17000120-002	..18" HULL ASSEMBLY, TAN	1
14	NOT ASSIGNED	INSG3	17000655-002	..DRAWER ASSEMBLY 6", TAN	2
15	NOT ASSIGNED	INSG3	15980802-002	..DRAWER RETAINER KIT, TAN	2
16	NOT ASSIGNED	INSG3	15980803-002	..DRAWER TRAY KIT, TAN	2
17	NOT ASSIGNED	INSG3	15980804-002	..SLIDE KIT, TAN	2
18	NOT ASSIGNED	INSG3	17000170-002	..3G BAR ASSEMBLY, 18" LOW PROFILE, TAN	1
19	NOT ASSIGNED	INSG3	17000346	..SCM CABINET COVER 18", TAN	1

END OF FIGURE 16

NOTE

SCM configurations purchased after January 2019 will include black cabinet covers (18" part no. 17000246, 30" part no. 17000243).

BOH FPU 55" SCM CONFIGURATION #17

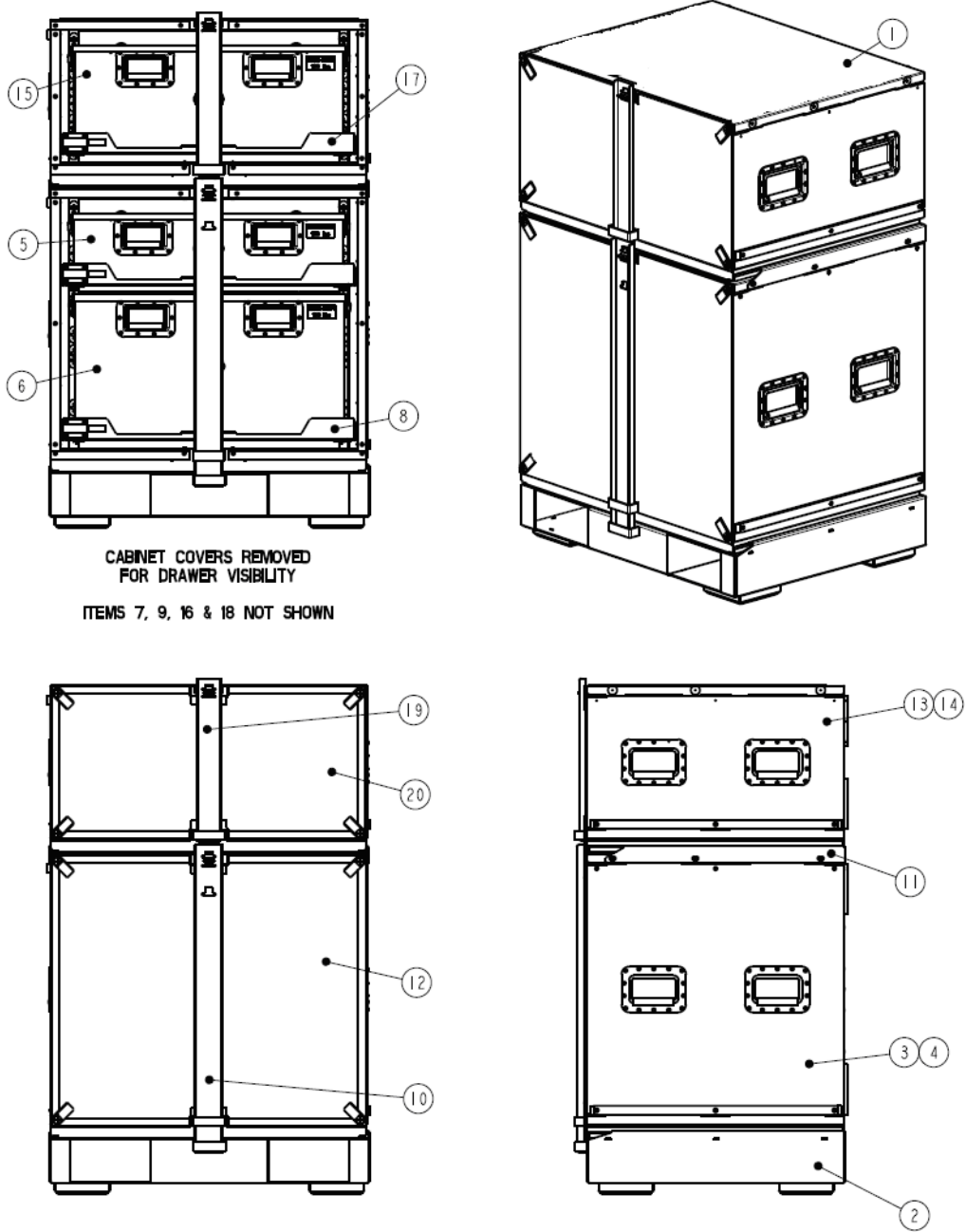


FIGURE 17 BOH FPU 55" SCM CONFIGURATION #17

**FIGURE 17 GROUP 01
BOH FPU 55" SCM CONFIGURATION #17**

ITEM	NSN	CAGE	PART NO.	DESCRIPTION	QTY
1	PENDING	INSG3	18000017-001	.BOH FPU SMALL CABINET MODULE 55 CONFIG #17, GREEN	1
2	NOT ASSIGNED	INSG3	18000100-001	..SCM BASE ASSEMBLY, GREEN	1
3	NOT ASSIGNED	INSG3	18000021-001	...30" CABINET CONFIGURATION #7A, GREEN	1
4	NOT ASSIGNED	INSG3	17000110-001	...30" HULL ASSEMBLY, GREEN	1
5	NOT ASSIGNED	INSG3	17000656-001	...DRAWER ASSEMBLY, 8", GREEN	1
6	NOT ASSIGNED	INSG3	17000659-001	...DRAWER ASSEMBLY, 16", GREEN	1
7	NOT ASSIGNED	INSG3	15980802-001	...DRAWER RETAINER KIT, GREEN	2
8	NOT ASSIGNED	INSG3	15980803-001	...DRAWER TRAY KIT, GREEN	2
9	NOT ASSIGNED	INSG3	15980804-001	...SLIDE KIT, GREEN	2
10	NOT ASSIGNED	INSG3	17000165-001	..3G BAR ASSEMBLY, 30" LOW PROFILE, GREEN	1
11	NOT ASSIGNED	INSG3	17000224-001	..BEZEL, GREEN	1
12	NOT ASSIGNED	INSG3	17000349	..SCM CABINET COVER, 30", GREEN	1
13	NOT ASSIGNED	INSG3	17000021-001	..18" CABINET CONFIGURATION #1B, GREEN	1
14	NOT ASSIGNED	INSG3	17000120-001	...18" HULL ASSEMBLY, GREEN	1
15	NOT ASSIGNED	INSG3	18000658-001	...DRAWER ASSEMBLY 12", GREEN	1
16	NOT ASSIGNED	INSG3	17000802-001	...DRAWER RETAINER KIT, GREEN	1
17	NOT ASSIGNED	INSG3	15980803-001	...DRAWER TRAY KIT, GREEN	1
18	NOT ASSIGNED	INSG3	15980804-001	...SLIDE KIT, GREEN	1
19	NOT ASSIGNED	INSG3	17000170-001	..3G BAR ASSEMBLY, 18" LOW PROFILE, GREEN	1
20	NOT ASSIGNED	INSG3	17000351	..SCM CABINET COVER 18", GREEN	1
1	8145-01-811-3549	INSG3	18000017-002	.BOH FPU SMALL CABINET MODULE 55 CONFIG #17 - TAN	1
2	NOT ASSIGNED	INSG3	18000100-002	..SCM BASE ASSEMBLY, TAN	1
3	NOT ASSIGNED	INSG3	18000021-002	...30" CABINET CONFIGURATION #7A, TAN	1
4	NOT ASSIGNED	INSG3	17000110-002	...30" HULL ASSEMBLY, TAN	1
5	NOT ASSIGNED	INSG3	17000656-002	...DRAWER ASSEMBLY, 8", TAN	1
6	NOT ASSIGNED	INSG3	17000659-002	...DRAWER ASSEMBLY, 16", TAN	1
7	NOT ASSIGNED	INSG3	15980802-002	...DRAWER RETAINER KIT, TAN	2
8	NOT ASSIGNED	INSG3	15980803-002	...DRAWER TRAY KIT, TAN	2
9	NOT ASSIGNED	INSG3	15980804-002	...SLIDE KIT, TAN	2
10	NOT ASSIGNED	INSG3	17000165-002	..3G BAR ASSEMBLY, 30" LOW PROFILE, TAN	1
11	NOT ASSIGNED	INSG3	17000224-002	..BEZEL, TAN	1
12	NOT ASSIGNED	INSG3	17000343	..SCM CABINET COVER, 30", TAN	1
13	NOT ASSIGNED	INSG3	17000021-002	..18" CABINET CONFIGURATION #1B, TAN	1
14	NOT ASSIGNED	INSG3	17000120-002	...18" HULL ASSEMBLY, TAN	1
15	NOT ASSIGNED	INSG3	18000658-002	...DRAWER ASSEMBLY 12", TAN	1
16	NOT ASSIGNED	INSG3	17000802-002	...DRAWER RETAINER KIT, TAN	1
17	NOT ASSIGNED	INSG3	15980803-002	...DRAWER TRAY KIT, TAN	1
18	NOT ASSIGNED	INSG3	15980804-002	...SLIDE KIT, TAN	1
19	NOT ASSIGNED	INSG3	17000170-002	..3G BAR ASSEMBLY, 18" LOW PROFILE, TAN	1
20	NOT ASSIGNED	INSG3	17000351	..SCM CABINET COVER 18", TAN	1

END OF FIGURE 17

NOTE

SCM configurations purchased after January 2019 will include black cabinet covers (18" part no. 17000246, 30" part no. 17000243).

END OF WORK PACKAGE

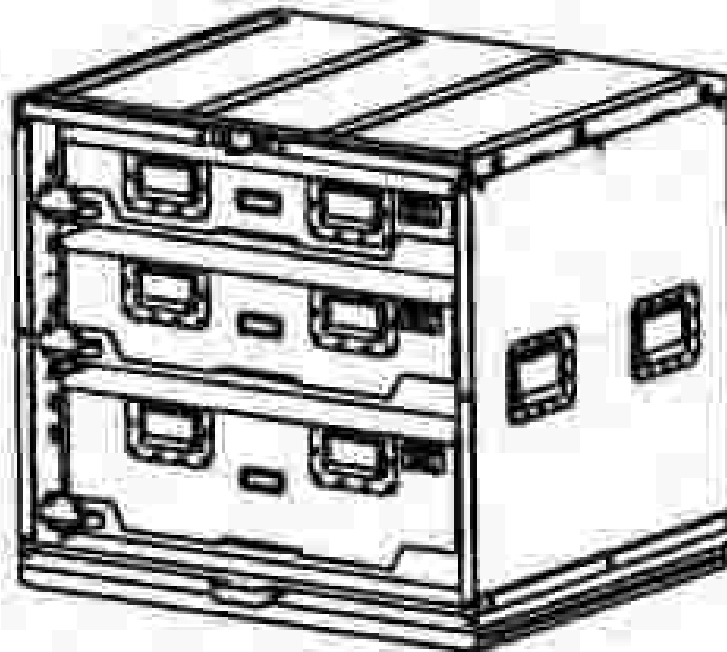
BOH-PM-11-6
Chapter 6 Rev. 0.04

This page was intentionally left blank

PARTS SUPPORTING INFORMATION

**FPU® SYSTEMS OPERATION MANUAL
(INCLUDING REPAIR PARTS & SPECIAL TOOL LIST)
SMALL CABINET MODULE (SCM)
BOH FPU Field Pack-up Units**

BOH FPU SCM 30" and 18" CABINETS



**BOH FPU SCM 30" and 18" CABINETS
FIGURE 18 THROUGH 27**

SCM 30" CABINET # 1A

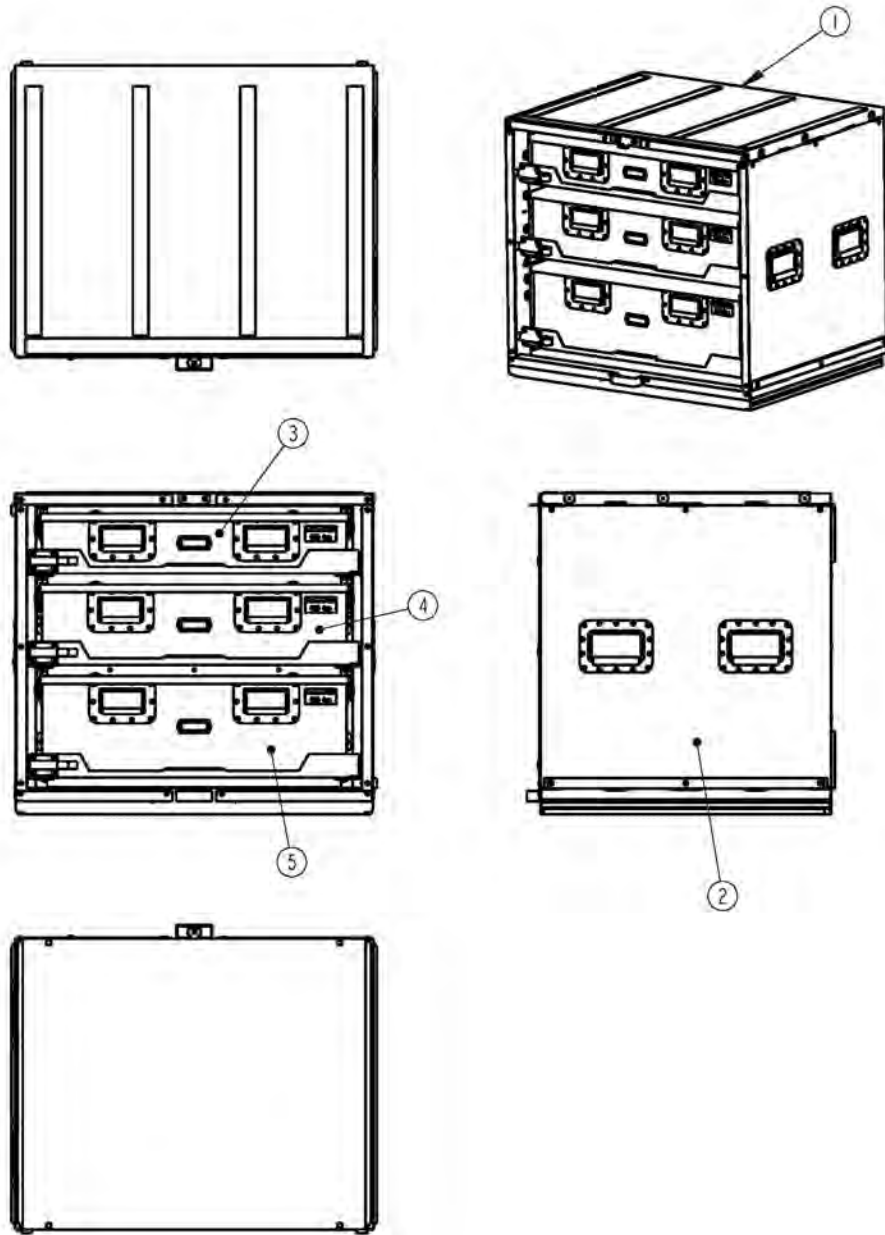


FIGURE 18 SCM 30" CABINET # 1A

**FIGURE 18 GROUP 02
SCM 30" CABINET # 1A**

ITEM	NSN	CAGE	PART NO.	DESCRIPTION	QTY
1	NOT ASSIGNED	INSG3	17000016-001	30" CABINET CONFIGURATION #1A, GREEN	1
2	NOT ASSIGNED	INSG3	17000110-001	30" HULL ASSEMBLY - GREEN	1
3	NOT ASSIGNED	INSG3	17000655-001	DRAWER ASSEMBLY, 6" - GREEN	1
4	NOT ASSIGNED	INSG3	17000656-001	DRAWER ASSEMBLY, 8" - GREEN	1
5	NOT ASSIGNED	INSG3	17000657-001	DRAWER ASSEMBLY, 10" - GREEN	1
1	NOT ASSIGNED	INSG3	17000016-002	30" CABINET CONFIGURATION #1A, TAN	1
2	NOT ASSIGNED	INSG3	17000110-002	30" HULL ASSEMBLY - TAN	1
3	NOT ASSIGNED	INSG3	17000655-002	DRAWER ASSEMBLY, 6" - TAN	1
4	NOT ASSIGNED	INSG3	17000656-002	DRAWER ASSEMBLY, 8" - TAN	1
5	NOT ASSIGNED	INSG3	17000657-002	DRAWER ASSEMBLY, 10" - TAN	1

END OF FIGURE 18

SCM 30" CABINET # 2A

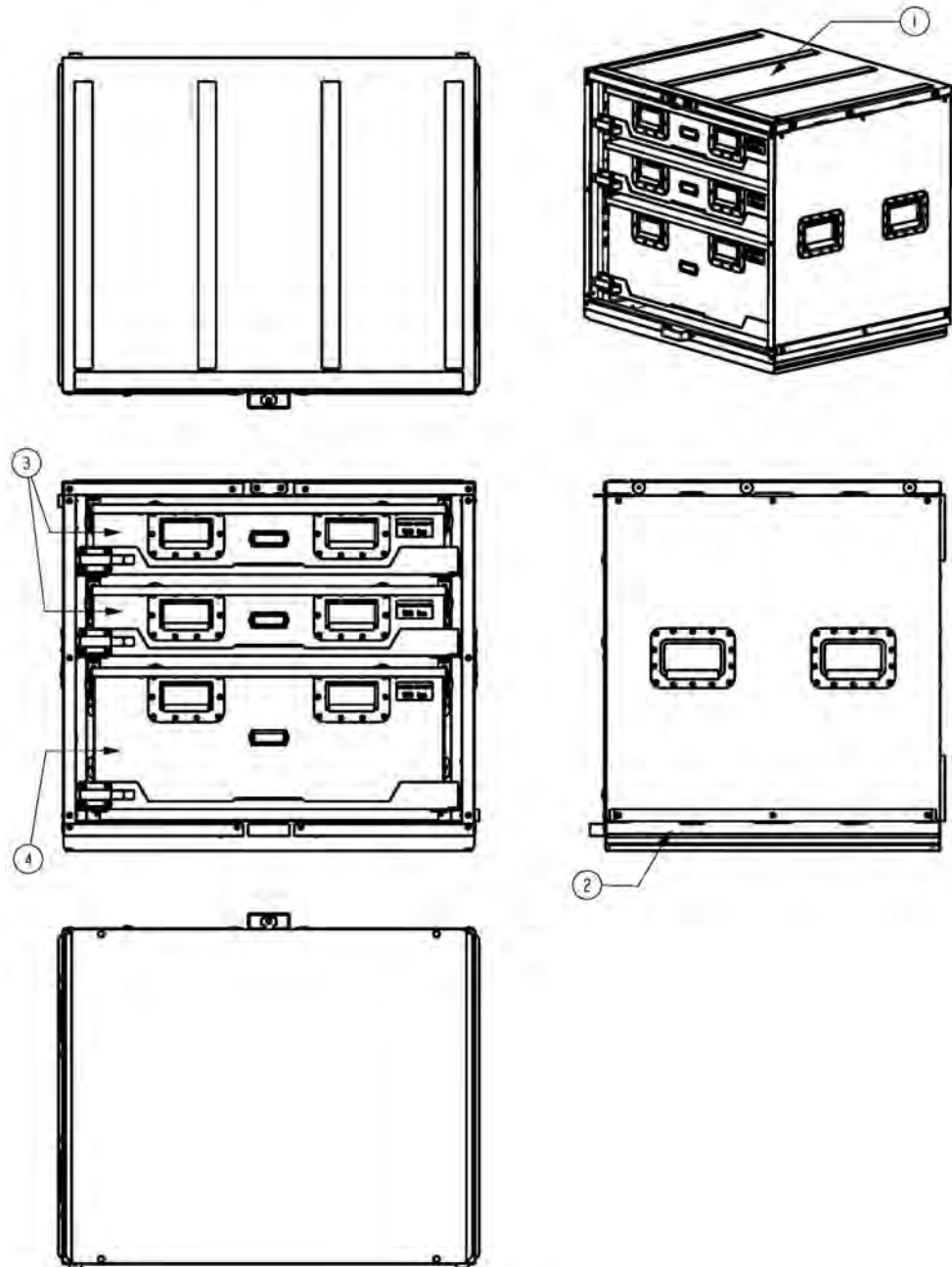


FIGURE 19 SCM 30" CABINET # 2A

**FIGURE 19 GROUP 02
SCM 30" CABINET # 2A**

ITEM	NSN	CAGE	PART NO.	DESCRIPTION	QTY
1	NOT ASSIGNED	INSG3	17000017-001	30" CABINET CONFIGURATION #2A - GREEN	1
2	NOT ASSIGNED	INSG3	17000110-001	30" HULL ASSEMBLY - GREEN	1
3	NOT ASSIGNED	INSG3	17000655-001	DRAWER ASSEMBLY, 6" - GREEN	2
4	NOT ASSIGNED	INSG3	17000658-001	DRAWER ASSEMBLY, 12" - GREEN	1
1	NOT ASSIGNED	INSG3	17000017-002	30" CABINET CONFIGURATION #2A	1
2	NOT ASSIGNED	INSG3	17000110-002	30" HULL ASSEMBLY - TAN	1
3	NOT ASSIGNED	INSG3	17000655-002	DRAWER ASSEMBLY, 6" - TAN	2
4	NOT ASSIGNED	INSG3	17000658-002	DRAWER ASSEMBLY, 12" - TAN	1

END OF FIGURE 19

SCM 30" CABINET # 3A

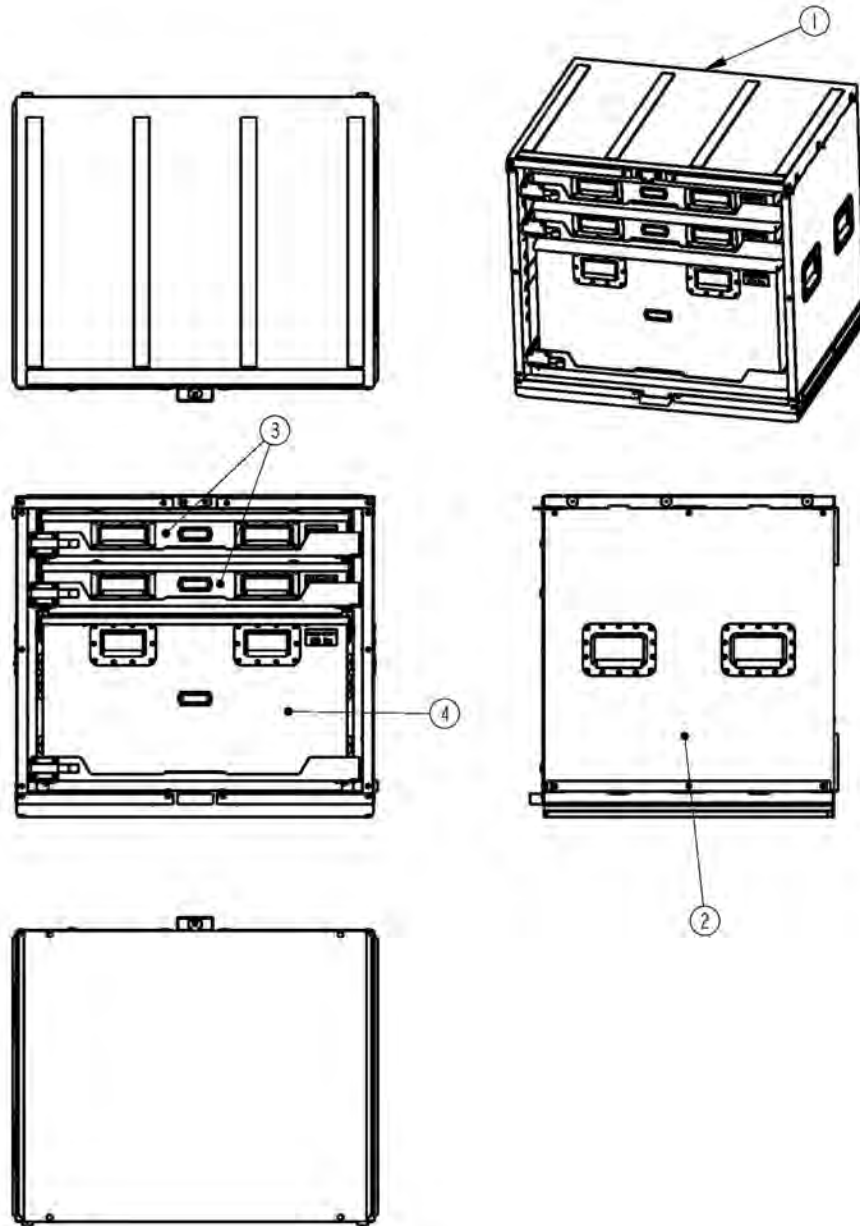


FIGURE 20 SCM 30" CABINET # 3A

**FIGURE 20 GROUP 02
SCM 30" CABINET # 3A**

ITEM	NSN	CAGE	PART NO.	DESCRIPTION	QTY
1	NOT ASSIGNED	INSG3	17000018-001	30" CABINET CONFIGURATION #3A, GREEN	1
2	NOT ASSIGNED	INSG3	17000110-001	30" HULL ASSEMBLY - GREEN	1
3	NOT ASSIGNED	INSG3	17000654-001	DRAWER ASSEMBLY, 4" - GREEN	2
4	NOT ASSIGNED	INSG3	17000659-001	DRAWER ASSEMBLY, 16" - GREEN	1
1	NOT ASSIGNED	INSG3	17000018-002	30" CABINET CONFIGURATION #3A, TAN	1
2	NOT ASSIGNED	INSG3	17000110-002	30" HULL ASSEMBLY - TAN	1
3	NOT ASSIGNED	INSG3	17000654-002	DRAWER ASSEMBLY, 4" - TAN	2
4	NOT ASSIGNED	INSG3	17000659-002	DRAWER ASSEMBLY, 16" - TAN	1

END OF FIGURE 20

SCM 30" CABINET # 4A

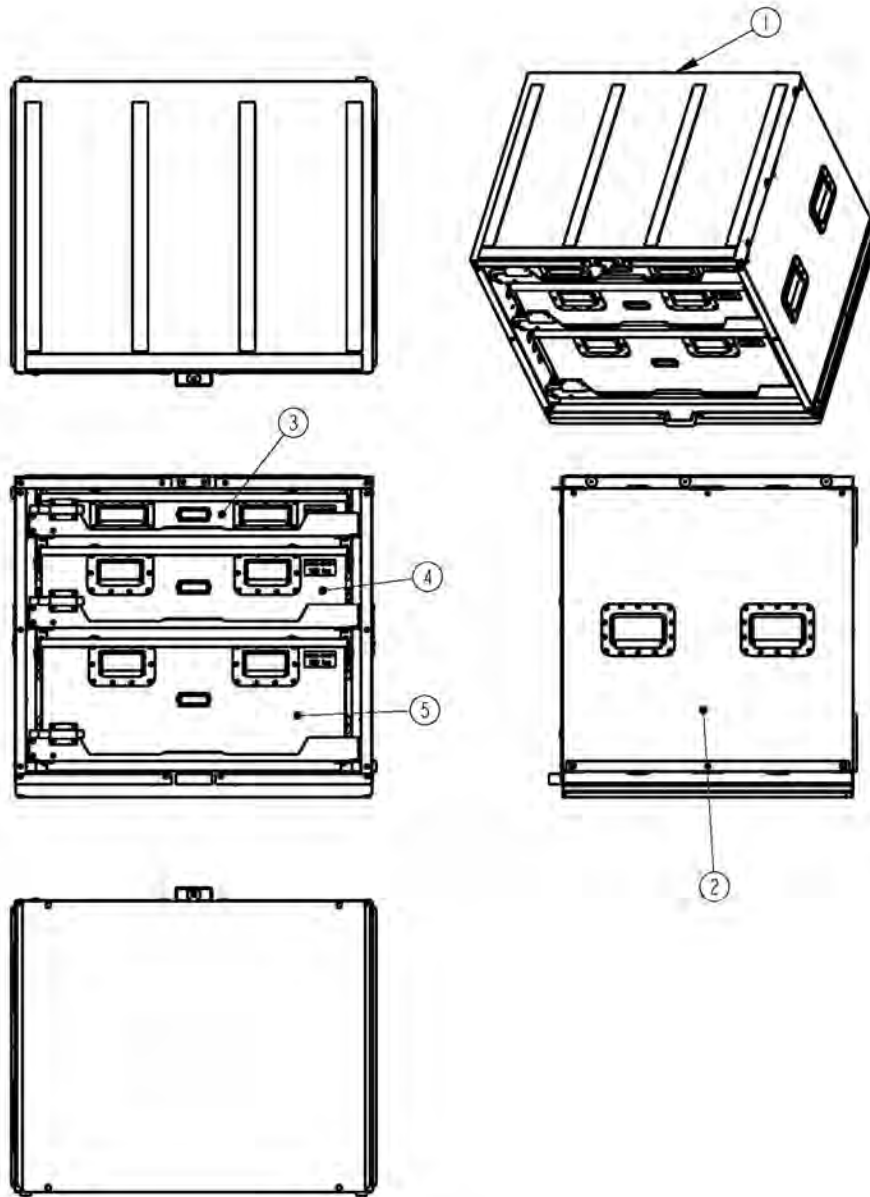


FIGURE 21 SCM 30" CABINET # 4A

**FIGURE 21 GROUP 02
SCM 30" CABINET # 4A**

ITEM	NSN	CAGE	PART NO.	DESCRIPTION	QTY
1	NOT ASSIGNED	INSG3	17000019-001	30" CABINET CONFIGURATION #4A, GREEN	1
2	NOT ASSIGNED	INSG3	17000110-001	30" HULL ASSEMBLY - GREEN	1
3	NOT ASSIGNED	INSG3	17000654-001	DRAWER ASSEMBLY, 4" - GREEN	1
4	NOT ASSIGNED	INSG3	17000656-001	DRAWER ASSEMBLY, 8" - GREEN	1
5	NOT ASSIGNED	INSG3	17000658-001	DRAWER ASSEMBLY, 12" - GREEN	1
1	NOT ASSIGNED	INSG3	17000019-002	30" CABINET CONFIGURATION #4A, TAN	1
2	NOT ASSIGNED	INSG3	17000110-002	30" HULL ASSEMBLY - TAN	1
3	NOT ASSIGNED	INSG3	17000654-002	DRAWER ASSEMBLY, 4" - TAN	1
4	NOT ASSIGNED	INSG3	17000656-002	DRAWER ASSEMBLY, 8" - TAN	1
5	NOT ASSIGNED	INSG3	17000658-002	DRAWER ASSEMBLY, 12" - TAN	1

END OF FIGURE 21

SCM 30" CABINET # 5A

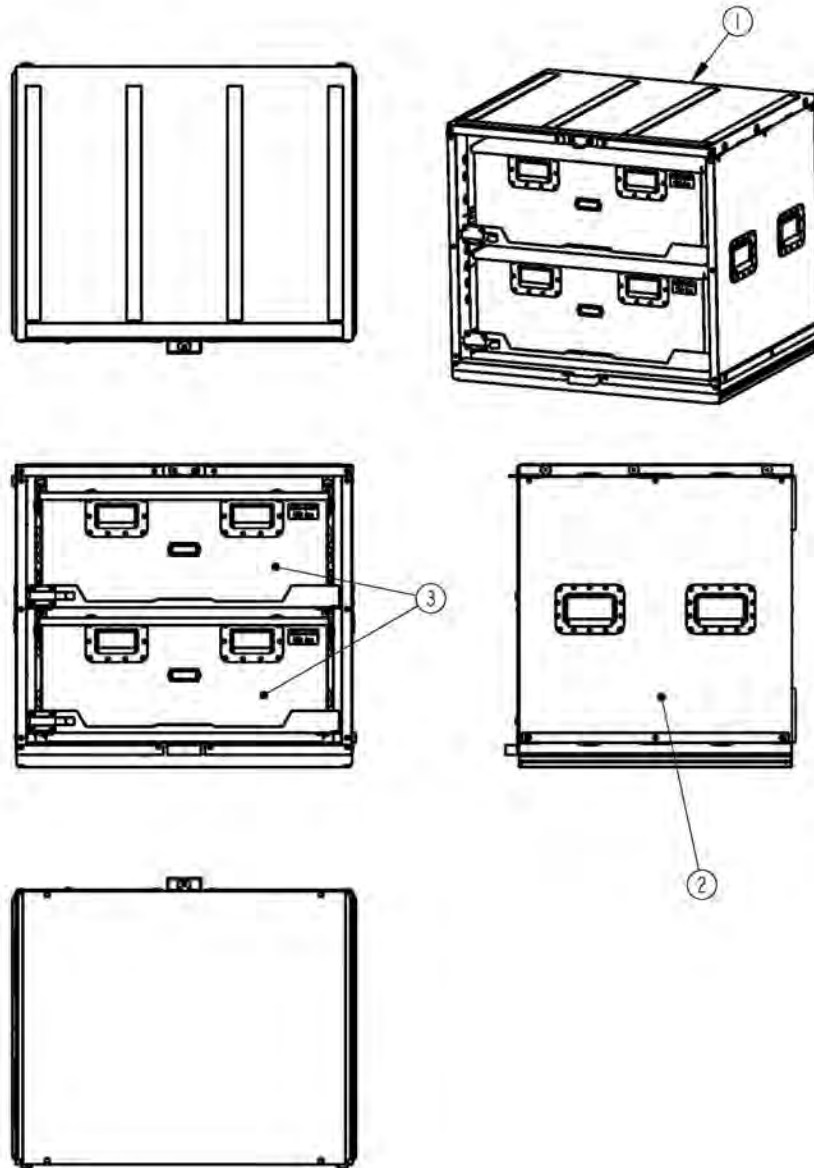


FIGURE 22 SCM 30" CABINET # 5A

**FIGURE 22 GROUP 02
SCM 30" CABINET # 5A**

ITEM	NSN	CAGE	PART NO.	DESCRIPTION	QTY
1	NOT ASSIGNED	INSG3	17000020-001	..30" CABINET CONFIGURATION #5A, GREEN	1
2	NOT ASSIGNED	INSG3	17000110-001	...30" HULL ASSEMBLY - GREEN	1
3	NOT ASSIGNED	INSG3	17000658-001	...DRAWER ASSEMBLY, 12" - GREEN	2
1	NOT ASSIGNED	INSG3	17000020-002	..30" CABINET CONFIGURATION #5A, TAN	1
2	NOT ASSIGNED	INSG3	17000110-002	...30" HULL ASSEMBLY - TAN	1
3	NOT ASSIGNED	INSG3	17000658-002	...DRAWER ASSEMBLY, 12" - TAN	2

END OF FIGURE 22

SCM 30" CABINET # 6A

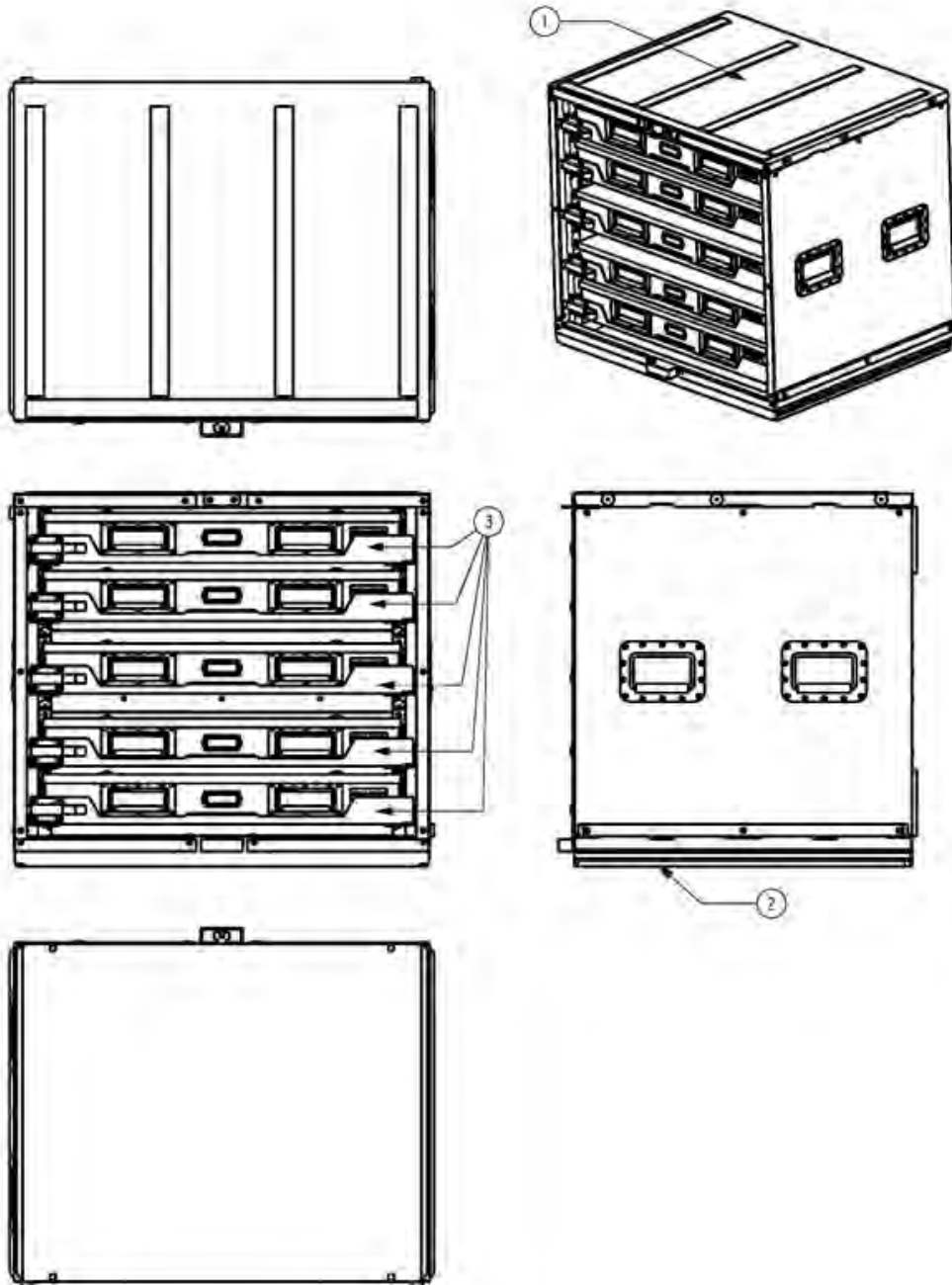


FIGURE 23 SCM 30" CABINET # 6A

**FIGURE 23 GROUP 02
SCM 30" CABINET # 6A**

ITEM	NSN	CAGE	PART NO.	DESCRIPTION	QTY
1	NOT ASSIGNED	INSG3	18000020-001	.30" CABINET CONFIGURATION #6A - GREEN	1
2	NOT ASSIGNED	INSG3	17000110-001	...30" HULL ASSEMBLY - GREEN	1
3	NOT ASSIGNED	INSG3	17000654-001	...DRAWER ASSEMBLY, 4" - GREEN	5
1	NOT ASSIGNED	INSG3	18000020-002	.30" CABINET CONFIGURATION #6A, TAN	1
2	NOT ASSIGNED	INSG3	17000110-002	...30" HULL ASSEMBLY - TAN	1
3	NOT ASSIGNED	INSG3	17000654-002	...DRAWER ASSEMBLY, 4" - TAN	5

END OF FIGURE 23

SCM 30" CABINET # 7A

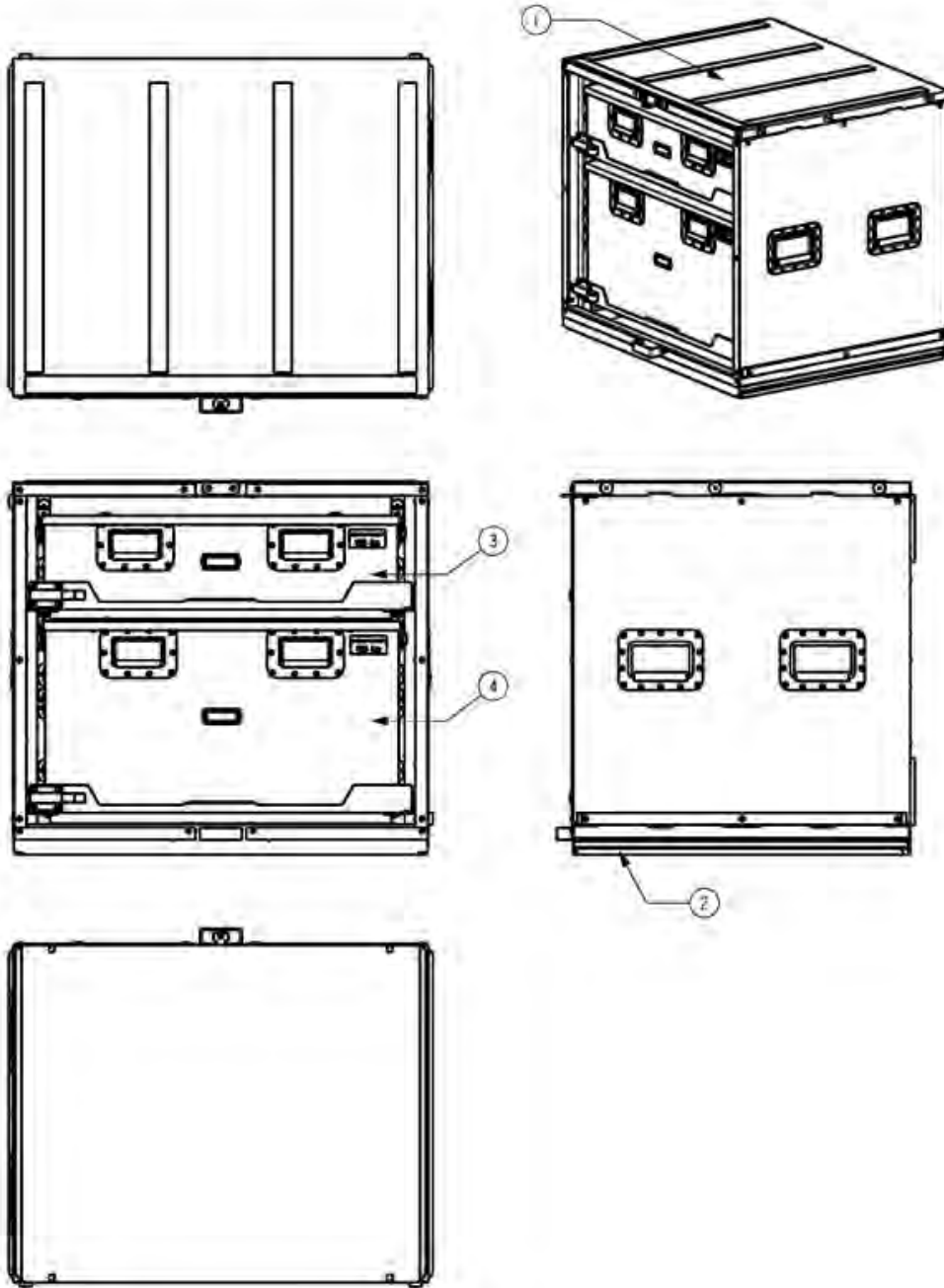


FIGURE 24 SCM 30" CABINET # 7A

**FIGURE 24 GROUP 02
SCM 30" CABINET # 7A**

ITEM	NSN	CAGE	PART NO.	DESCRIPTION	QTY
1	NOT ASSIGNED	INSG3	18000021-001	30" CABINET CONFIGURATION #7A - GREEN	1
2	NOT ASSIGNED	INSG3	17000110-001	30" HULL ASSEMBLY - GREEN	1
3	NOT ASSIGNED	INSG3	17000656-001	DRAWER ASSEMBLY, 8" - GREEN	1
4	NOT ASSIGNED	INSG3	17000659-001	DRAWER ASSEMBLY, 16" - GREEN	1
1	NOT ASSIGNED	INSG3	18000021-002	30" CABINET CONFIGURATION #7A, TAN	1
2	NOT ASSIGNED	INSG3	17000110-002	30" HULL ASSEMBLY - TAN	1
3	NOT ASSIGNED	INSG3	17000656-002	DRAWER ASSEMBLY, 8" - TAN	1
4	NOT ASSIGNED	INSG3	17000659-002	DRAWER ASSEMBLY, 16" - TAN	1

END OF FIGURE 24

SCM 18" CABINET # 1B

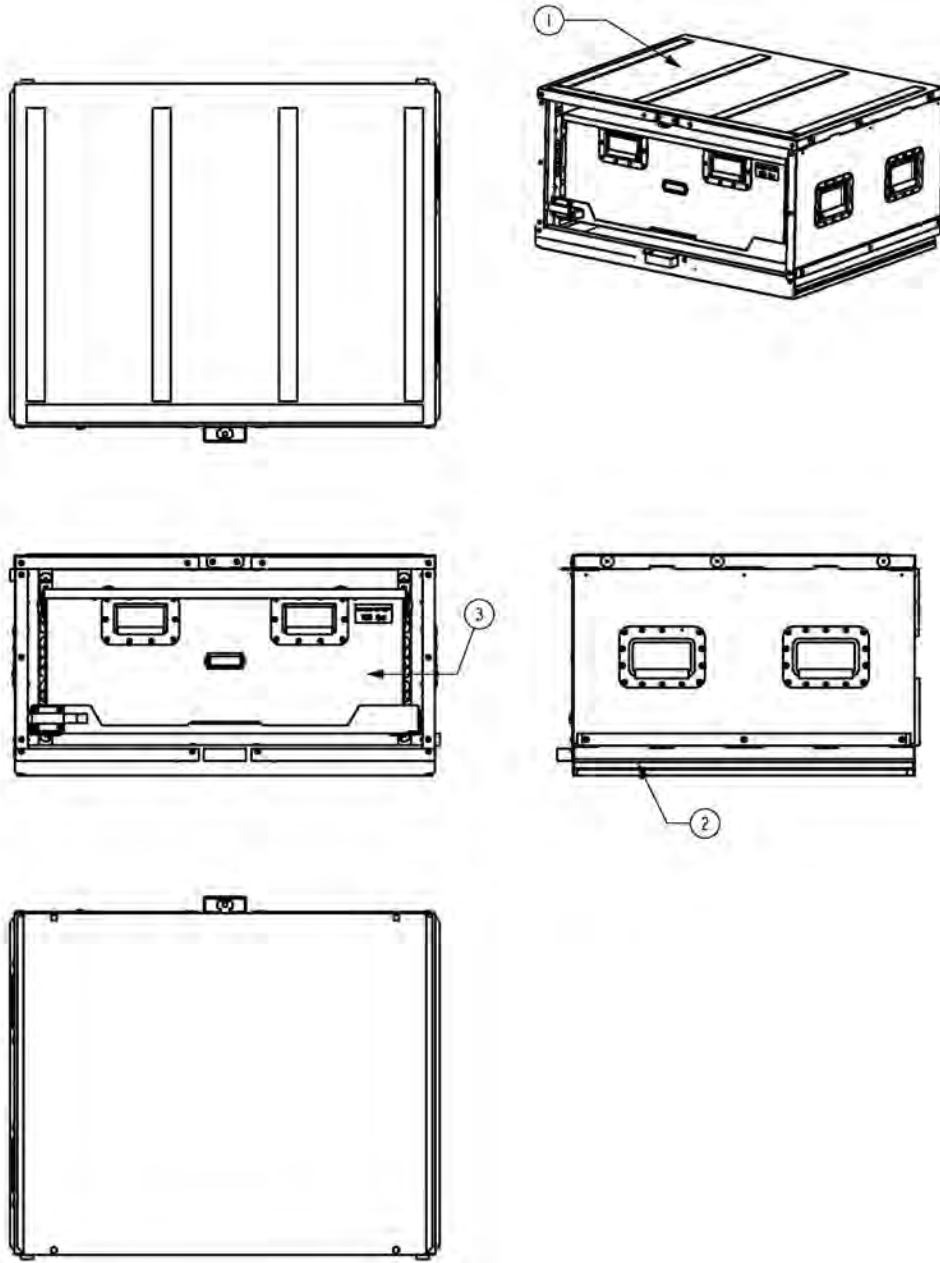


FIGURE 25 SCM 18" CABINET # 1B

**FIGURE 25 GROUP 02
SCM 18" CABINET # 1B**

ITEM	NSN	CAGE	PART NO.	DESCRIPTION	QTY
1	NOT ASSIGNED	INSG3	17000021-001	18" CABINET CONFIGURATION #1B, GREEN	1
2	NOT ASSIGNED	INSG3	17000120-001	18" HULL ASSEMBLY - GREEN	1
3	NOT ASSIGNED	INSG3	17000658-001	DRAWER ASSEMBLY, 12" - GREEN	1
1	NOT ASSIGNED	INSG3	17000021-002	18" CABINET CONFIGURATION #1B, TAN	1
2	NOT ASSIGNED	INSG3	17000120-002	18" HULL ASSEMBLY - TAN	1
3	NOT ASSIGNED	INSG3	17000658-002	DRAWER ASSEMBLY, 12" - TAN	1

END OF FIGURE 25

SCM 18" CABINET # 2B

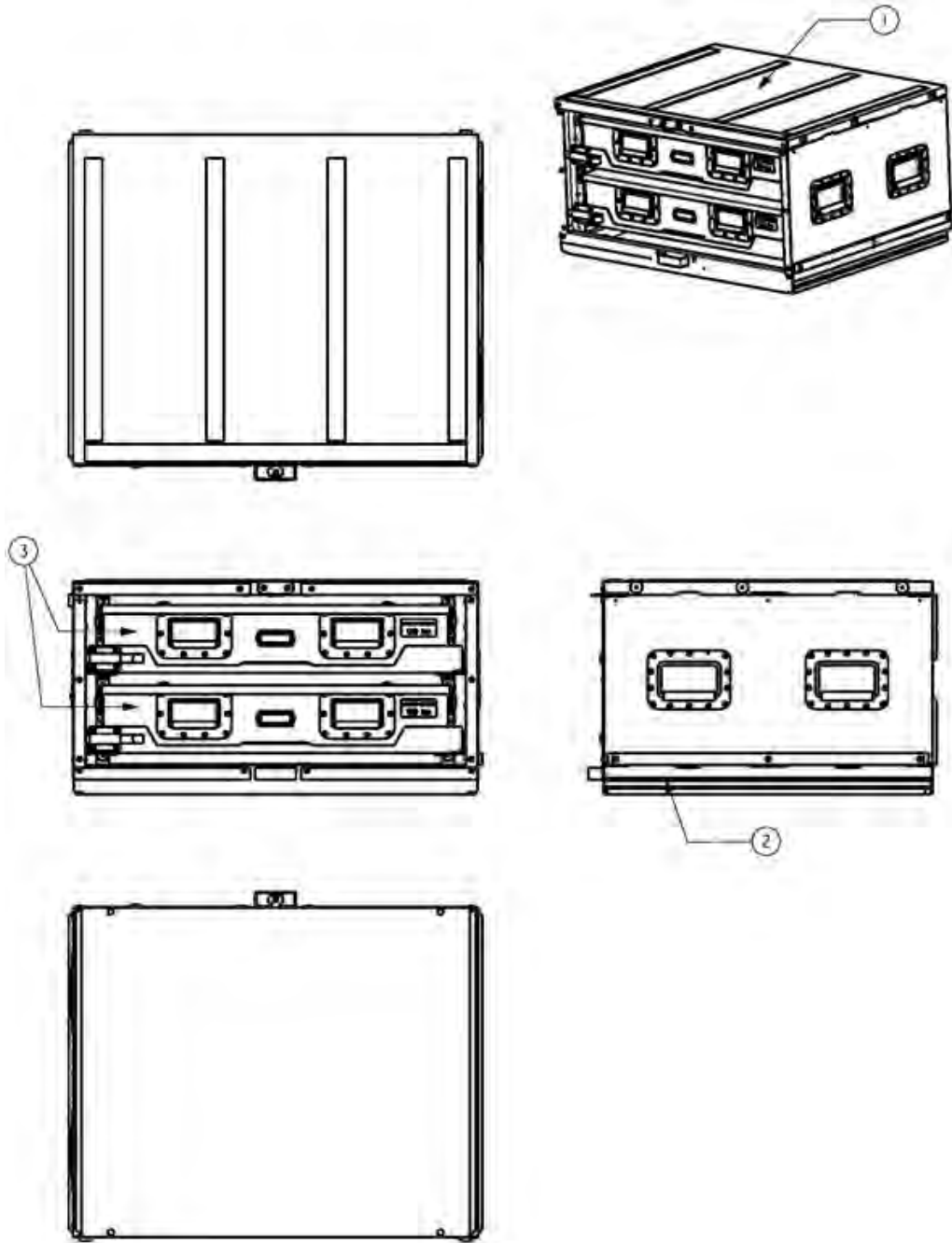


FIGURE 26 SCM 18" CABINET # 2B

**FIGURE 26 GROUP 02
SCM 18" CABINET # 2B**

ITEM	NSN	CAGE	PART NO.	DESCRIPTION	QTY
1	NOT ASSIGNED	INSG3	17000022-001	18" CABINET CONFIGURATION #2B, GREEN	1
2	NOT ASSIGNED	INSG3	17000120-001	18" HULL ASSEMBLY - GREEN	1
3	NOT ASSIGNED	INSG3	17000655-001	DRAWER ASSEMBLY, 6" - GREEN	2
1	NOT ASSIGNED	INSG3	17000022-002	18" CABINET CONFIGURATION #2B, TAN	1
2	NOT ASSIGNED	INSG3	17000120-002	18" HULL ASSEMBLY - TAN	1
3	NOT ASSIGNED	INSG3	17000655-002	DRAWER ASSEMBLY, 6" - TAN	2

END OF FIGURE 26

SCM 18" CABINET # 3B

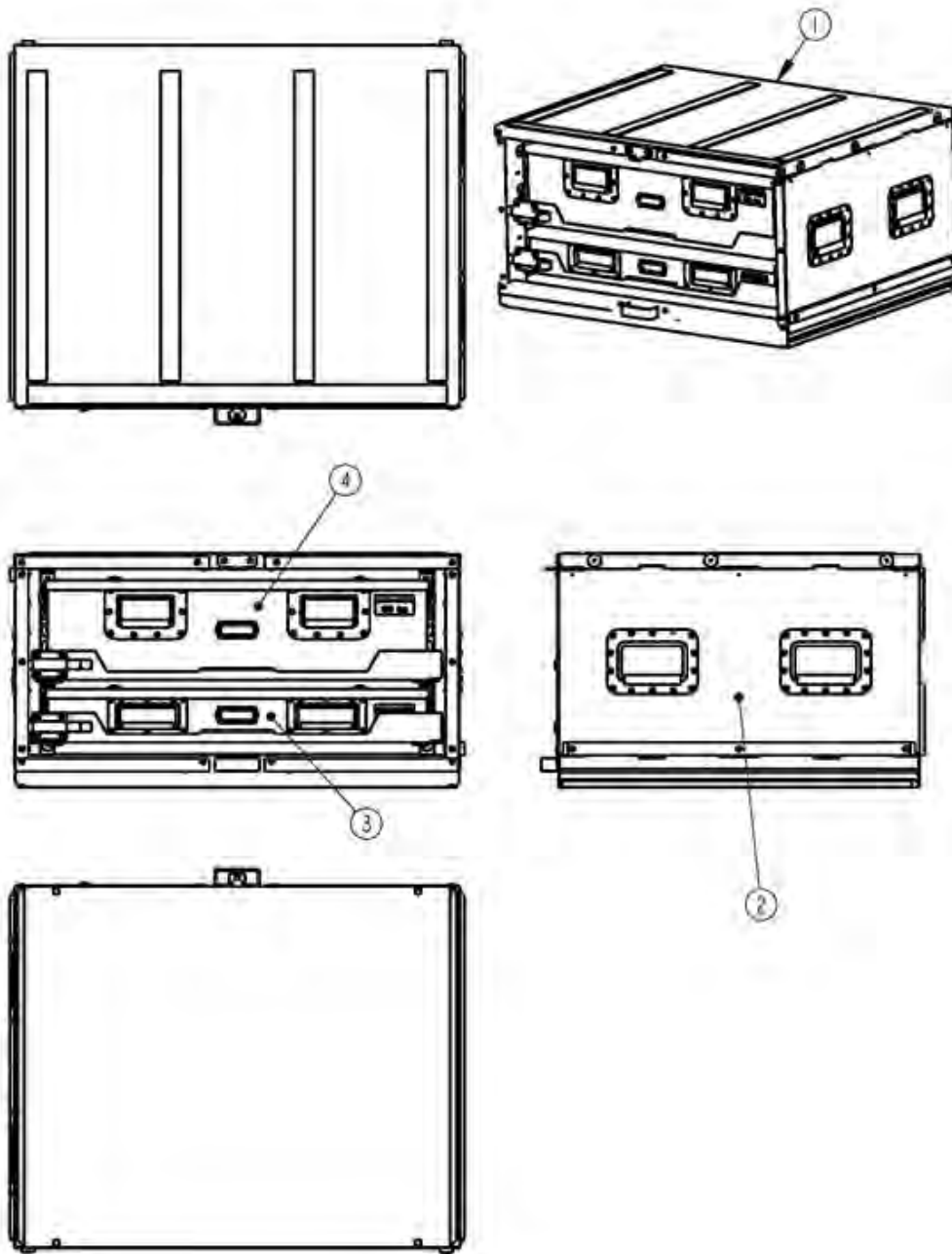


FIGURE 27 SCM 18" CABINET # 3B

**FIGURE 27 GROUP 02
SCM 18" CABINET # 3B**

ITEM	NSN	CAGE	PART NO.	DESCRIPTION	QTY
1	NOT ASSIGNED	INSG3	17000023-001	18" CABINET CONFIGURATION #3B, GREEN	1
2	NOT ASSIGNED	INSG3	17000120-001	18" HULL ASSEMBLY - GREEN	1
3	NOT ASSIGNED	INSG3	17000654-001	DRAWER ASSEMBLY, 4" - GREEN	1
4	NOT ASSIGNED	INSG3	17000656-001	DRAWER ASSEMBLY, 8" - GREEN	1
1	NOT ASSIGNED	INSG3	17000023-002	18" CABINET CONFIGURATION #3B, TAN	1
2	NOT ASSIGNED	INSG3	17000120-002	18" HULL ASSEMBLY - TAN	1
3	NOT ASSIGNED	INSG3	17000654-002	DRAWER ASSEMBLY, 4" - TAN	1
4	NOT ASSIGNED	INSG3	17000656-002	DRAWER ASSEMBLY, 8" - TAN	1

END OF FIGURE 27

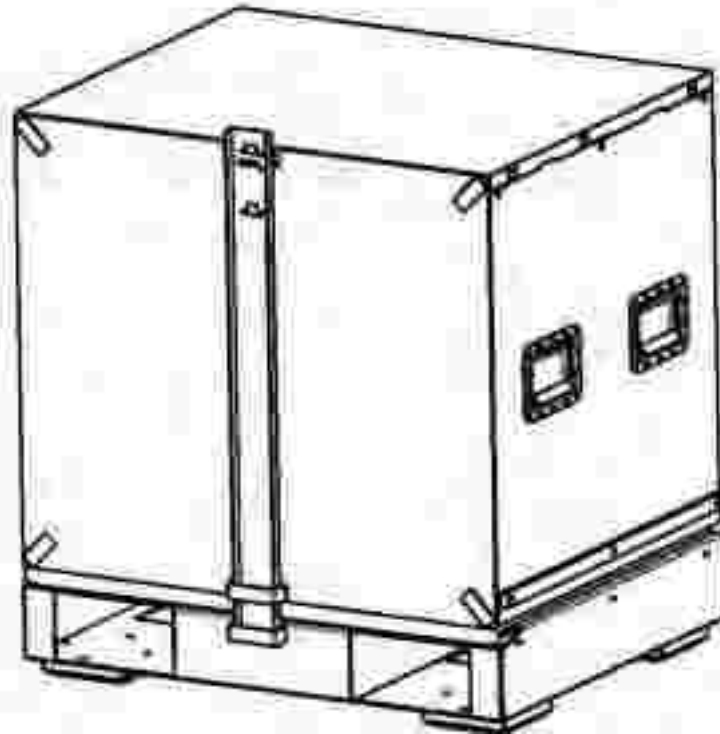
END OF WORK PACKAGE

This page was intentionally left blank

PARTS SUPPORTING INFORMATION

**FPU® SYSTEMS OPERATION MANUAL
(INCLUDING REPAIR PARTS & SPECIAL TOOL LIST)
SMALL CABINET MODULE (SCM)
BOH FPU Field Pack-up Units**

BOH FPU SCM 36" MODULE ASSEMBLIES



**SCM 36" MODULE ASSEMBLY
FIGURES 28 through 34**

BOH FPU SCM 36" MODULE CONFIGURATION #1

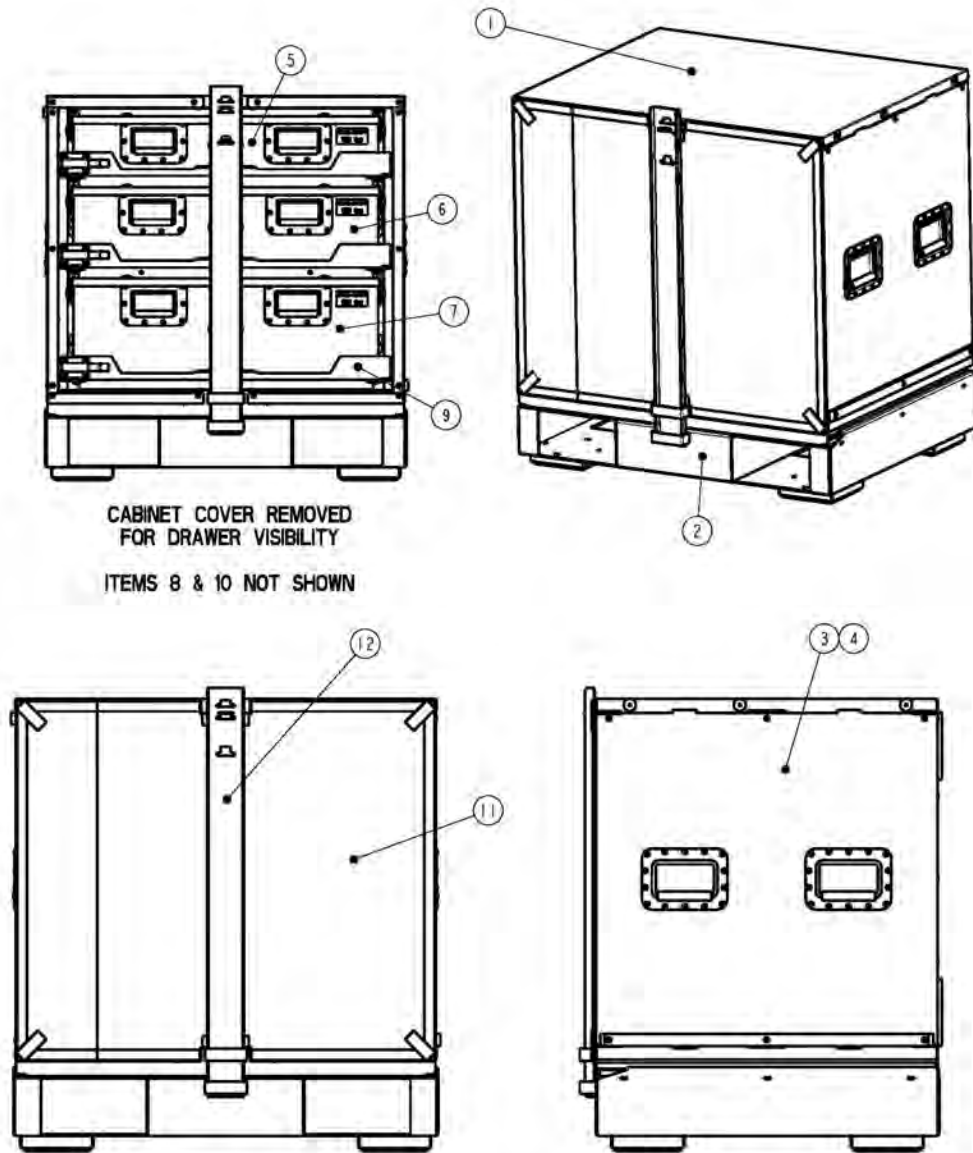


FIGURE 28 BOH FPU SCM 36" CONFIGURATION #1

**FIGURE 28 GROUP 03
SCM 36" MODULE CONFIGURATION #1**

ITEM	NSN	CAGE	PART NO.	DESCRIPTION	QTY
1	PENDING	INSG3	18100001-001	..BOH FPU SMALL CABINET MODULE, 36 CONFIG #1 - GREEN	1
2	NOT ASSIGNED	INSG3	18000100-001	..SCM BASE ASSEMBLY - GREEN	1
3	NOT ASSIGNED	INSG3	17000016-001	..30" CABINET CONFIGURATION #1A - GREEN	1
4	NOT ASSIGNED	INSG3	170000110-001	..30" HULL ASSEMBLY - GREEN	1
5	NOT ASSIGNED	INSG3	17000655-001	...DRAWER ASSEMBLY, 6" - GREEN	1
6	NOT ASSIGNED	INSG3	17000656-001	...DRAWER ASSEMBLY, 8" - GREEN	1
7	NOT ASSIGNED	INSG3	17000657-001	...DRAWER ASSEMBLY, 10" - GREEN	1
8	NOT ASSIGNED	INSG3	15980802-001	...DRAWER RETAINER KIT - GREEN	3
9	NOT ASSIGNED	INSG3	15980803-001	...DRAWER TRAY KIT - GREEN	3
10	NOT ASSIGNED	INSG3	15980804-001	...SLIDE KIT - GREEN	3
11	NOT ASSIGNED	INSG3	17000349	..SCM CABINET COVER, 30" - GREEN	1
12	NOT ASSIGNED	INSG3	17000165-001	..3G BAR ASSEMBLY, 30" LOW PRO - GREEN	1
1	PENDING	INSG3	18100001-002	..BOH FPU SMALL CABINET MODULE, 36 CONFIG #1 - TAN	1
2	NOT ASSIGNED	INSG3	18000100-002	..SCM BASE ASSEMBLY - TAN	1
3	NOT ASSIGNED	INSG3	17000016-002	..30" CABINET CONFIGURATION #1A - TAN	1
4	NOT ASSIGNED	INSG3	170000110-002	..30" HULL ASSEMBLY - TAN	1
5	NOT ASSIGNED	INSG3	17000655-002	...DRAWER ASSEMBLY, 6" - TAN	1
6	NOT ASSIGNED	INSG3	17000656-002	...DRAWER ASSEMBLY, 8" - TAN	1
7	NOT ASSIGNED	INSG3	17000657-002	...DRAWER ASSEMBLY, 10" - TAN	1
8	NOT ASSIGNED	INSG3	15980802-002	...DRAWER RETAINER KIT - TAN	3
9	NOT ASSIGNED	INSG3	15980803-002	...DRAWER TRAY KIT - TAN	3
10	NOT ASSIGNED	INSG3	15980804-002	...SLIDE KIT - TAN	3
11	NOT ASSIGNED	INSG3	17000343	..SCM CABINET COVER, 30" - TAN	1
12	NOT ASSIGNED	INSG3	17000165-002	..3G BAR ASSEMBLY, 30" LOW PRO - TAN	1

END OF FIGURE 28

NOTE

SCM configurations purchased after January 2019 will include black cabinet covers (18" part no. 17000246, 30" part no. 17000243).

BOH FPU SCM 36" MODULE CONFIGURATION #2

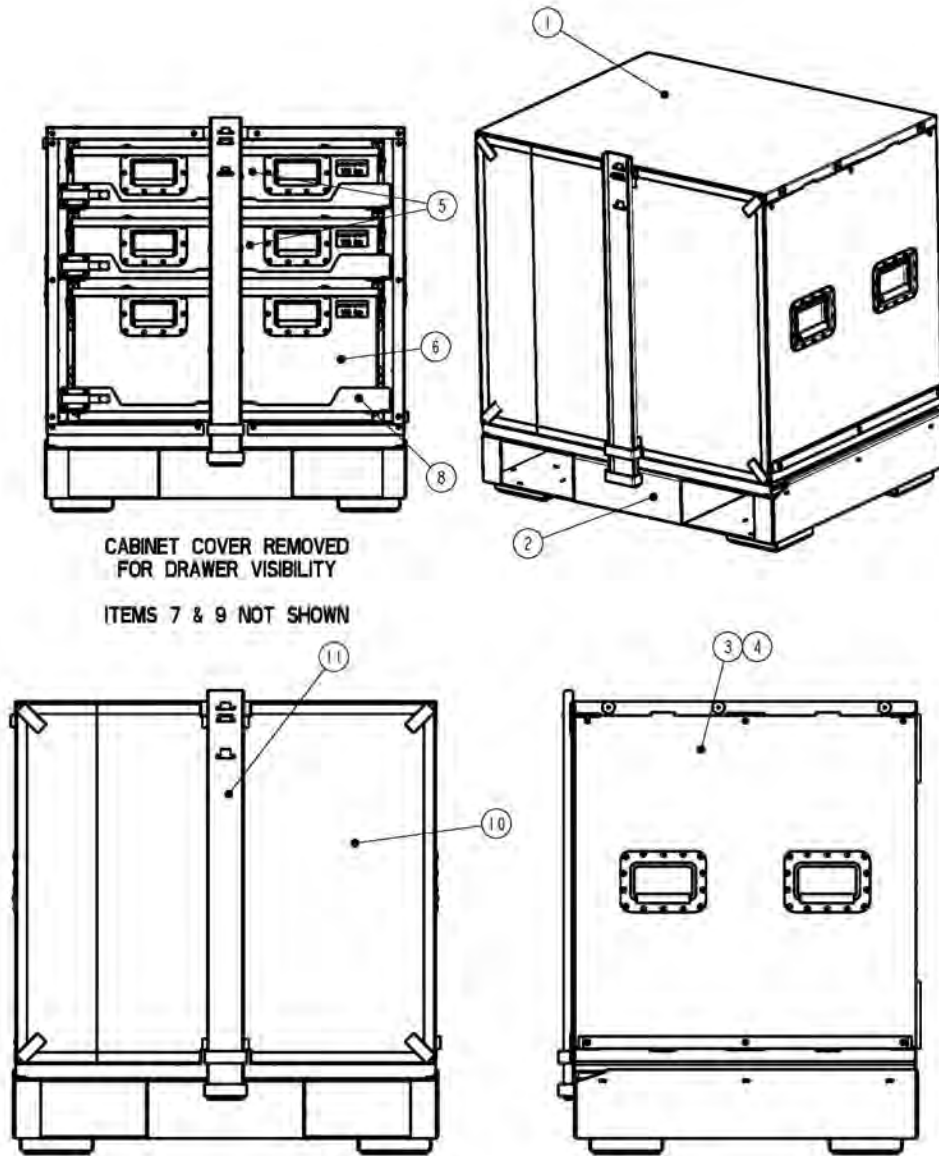


FIGURE 29 BOH FPU SCM 36" CONFIGURATION #2

**FIGURE 29 GROUP 03
SCM 36" MODULE CONFIGURATION #2**

ITEM	NSN	CAGE	PART NO.	DESCRIPTION	QTY
1	PENDING	INSG3	18100002-001	BOH FPU SMALL CABINET MODULE, 36 CONFIG #2 - GREEN	1
2	NOT ASSIGNED	INSG3	18000100-001	...SCM BASE ASSEMBLY - GREEN	1
3	NOT ASSIGNED	INSG3	17000017-001	...30" CABINET CONFIGURATION #2A - GREEN	1
4	NOT ASSIGNED	INSG3	170000110-001	...30" HULL ASSEMBLY - GREEN	1
5	NOT ASSIGNED	INSG3	17000655-001	...DRAWER ASSEMBLY, 6" - GREEN	2
6	NOT ASSIGNED	INSG3	17000658-001	...DRAWER ASSEMBLY, 12" - GREEN	1
7	NOT ASSIGNED	INSG3	15980802-001	...DRAWER RETAINER KIT - GREEN	3
8	NOT ASSIGNED	INSG3	15980803-001	...DRAWER TRAY KIT - GREEN	3
9	NOT ASSIGNED	INSG3	15980804-001	...SLIDE KIT - GREEN	3
10	NOT ASSIGNED	INSG3	17000349	...SCM CABINET COVER, 30" - GREEN	1
11	NOT ASSIGNED	INSG3	17000165-001	...36 BAR ASSEMBLY, 30" LOW PRO - GREEN	1
1	PENDING	INSG3	18100002-002	BOH FPU SMALL CABINET MODULE, 36 CONFIG #2 - TAN	1
2	NOT ASSIGNED	INSG3	18000100-002	...SCM BASE ASSEMBLY - TAN	1
3	NOT ASSIGNED	INSG3	17000017-002	...30" CABINET CONFIGURATION #2A - TAN	1
4	NOT ASSIGNED	INSG3	170000110-002	...30" HULL ASSEMBLY - TAN	1
5	NOT ASSIGNED	INSG3	17000655-002	...DRAWER ASSEMBLY, 6" - TAN	2
6	NOT ASSIGNED	INSG3	17000658-002	...DRAWER ASSEMBLY, 12" - TAN	1
7	NOT ASSIGNED	INSG3	15980802-002	...DRAWER RETAINER KIT - TAN	3
8	NOT ASSIGNED	INSG3	15980803-002	...DRAWER TRAY KIT - TAN	3
9	NOT ASSIGNED	INSG3	15980804-002	...SLIDE KIT - TAN	3
10	NOT ASSIGNED	INSG3	17000343	...SCM CABINET COVER, 30" - TAN	1
11	NOT ASSIGNED	INSG3	17000165-002	...36 BAR ASSEMBLY, 30" LOW PRO - TAN	1

END OF FIGURE 29

NOTE

SCM configurations purchased after January 2019 will include black cabinet covers (18" part no. 17000246, 30" part no. 17000243).

BOH FPU SCM 36" MODULE CONFIGURATION #3

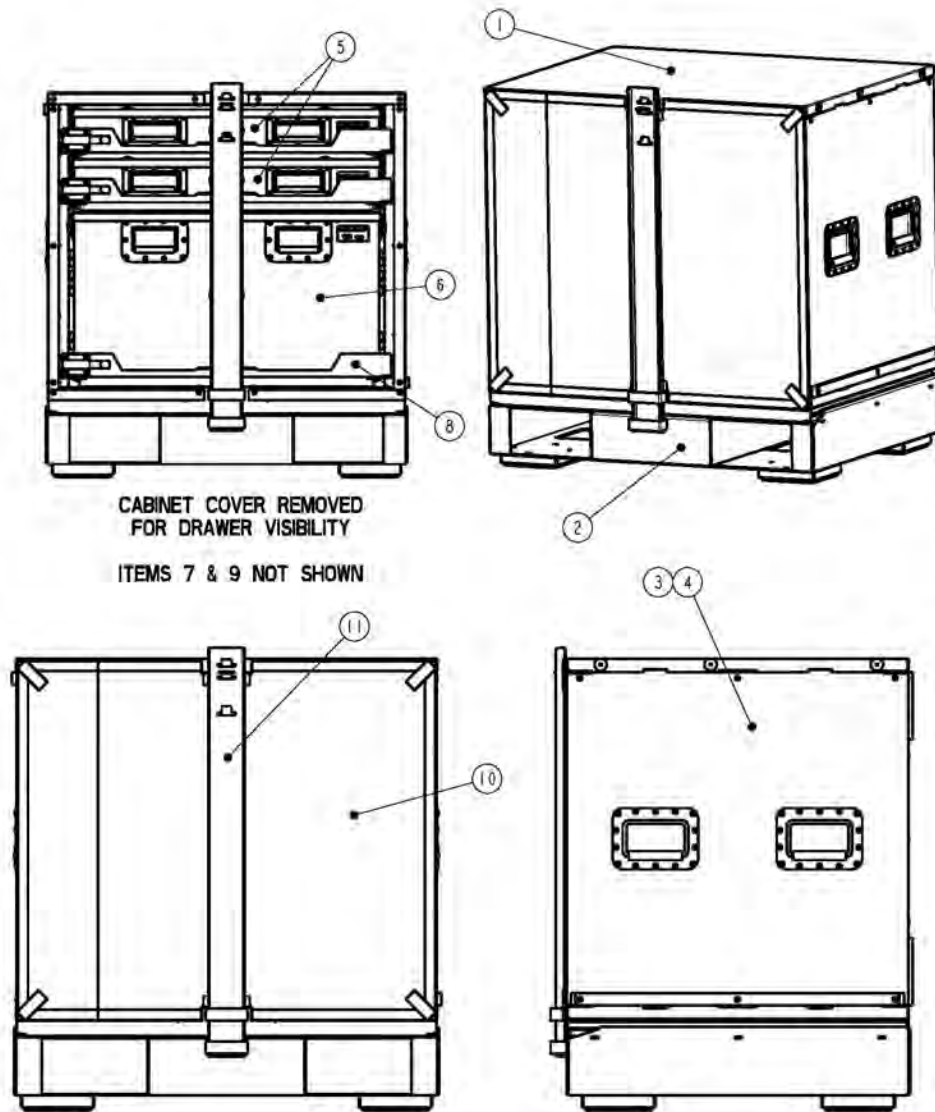


FIGURE 30 BOH FPU SCM 36" CONFIGURATION #3

**FIGURE 30 GROUP 03
SCM 36" MODULE CONFIGURATION #3**

ITEM	NSN	CAGE	PART NO.	DESCRIPTION	QTY
1	PENDING	1NS63	18100003-001	BOH FPU SMALL CABINET MODULE, 36" CONFIG #3 - GREEN	1
2	NOT ASSIGNED	1NS63	18000100-001	SCM BASE ASSEMBLY - GREEN	1
3	NOT ASSIGNED	1NS63	17000018-001	30" CABINET CONFIGURATION #3A - GREEN	1
4	NOT ASSIGNED	1NS63	17000010-001	30" HULL ASSEMBLY - GREEN	1
5	NOT ASSIGNED	1NS63	17000654-001	DRAWER ASSEMBLY, 4" - GREEN	2
6	NOT ASSIGNED	1NS63	17000659-001	DRAWER ASSEMBLY, 16" - GREEN	1
7	NOT ASSIGNED	1NS63	15980802-001	DRAWER RETAINER KIT - GREEN	3
8	NOT ASSIGNED	1NS63	15980803-001	DRAWER TRAY KIT - GREEN	3
9	NOT ASSIGNED	1NS63	15980804-001	SLIDE KIT - GREEN	3
10	NOT ASSIGNED	1NS63	17000349	SCM CABINET COVER, 30" - GREEN	1
11	NOT ASSIGNED	1NS63	17000165-001	36 BAR ASSEMBLY, 30" LOW PRO - GREEN	1
1	PENDING	1NS63	18100003-002	BOH FPU SMALL CABINET MODULE, 36" CONFIG #3 - TAN	1
2	NOT ASSIGNED	1NS63	18000100-002	SCM BASE ASSEMBLY - TAN	1
3	NOT ASSIGNED	1NS63	17000018-002	30" CABINET CONFIGURATION #3A - TAN	1
4	NOT ASSIGNED	1NS63	17000010-002	30" HULL ASSEMBLY - TAN	1
5	NOT ASSIGNED	1NS63	17000654-002	DRAWER ASSEMBLY, 4" - TAN	2
6	NOT ASSIGNED	1NS63	17000659-002	DRAWER ASSEMBLY, 16" - TAN	1
7	NOT ASSIGNED	1NS63	15980802-002	DRAWER RETAINER KIT - TAN	3
8	NOT ASSIGNED	1NS63	15980803-002	DRAWER TRAY KIT - TAN	3
9	NOT ASSIGNED	1NS63	15980804-002	SLIDE KIT - TAN	3
10	NOT ASSIGNED	1NS63	17000343	SCM CABINET COVER, 30" - TAN	1
11	NOT ASSIGNED	1NS63	17000165-002	36 BAR ASSEMBLY, 30" LOW PRO - TAN	1

END OF FIGURE 30

NOTE

SCM configurations purchased after January 2019 will include black cabinet covers (18" part no. 17000246, 30" part no. 17000243).

BOH FPU SCM 36" MODULE CONFIGURATION #4

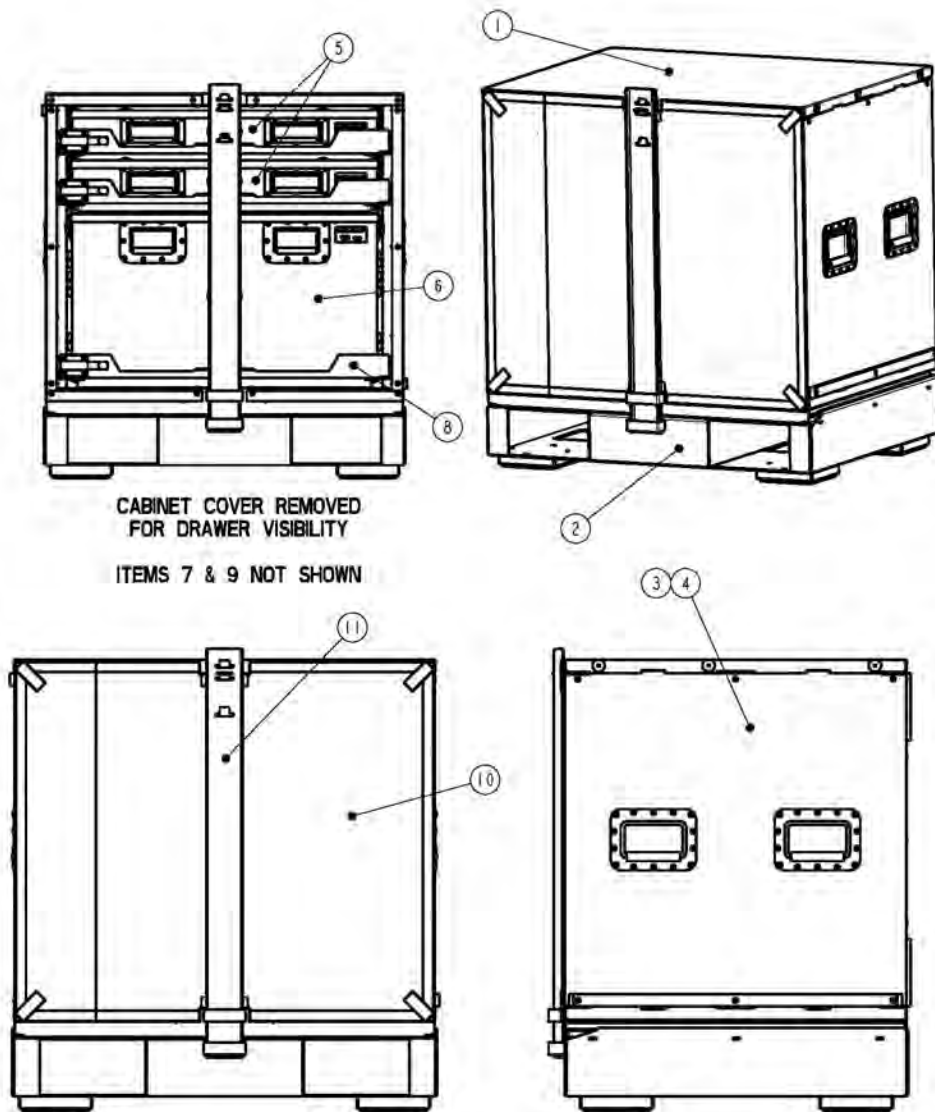


FIGURE 31 BOH FPU SCM 36" MODULE CONFIGURATION #4

**FIGURE 31 GROUP 03
SCM 36" MODULE CONFIGURATION #4**

ITEM	NSN	CAGE	PART NO.	DESCRIPTION	QTY
1	PENDING	1NSG3	18100004-001	.BOH FPU SMALL CABINET MODULE, 36 CONFIG #4 - GREEN	1
2	NOT ASSIGNED	1NSG3	18000100-001	.SCM BASE ASSEMBLY - GREEN	1
3	NOT ASSIGNED	1NSG3	17000019-001	.30" CABINET CONFIGURATION #4A - GREEN	1
4	NOT ASSIGNED	1NSG3	17000010-001	.30" HULL ASSEMBLY - GREEN	1
5	NOT ASSIGNED	1NSG3	17000654-001	.DRAWER ASSEMBLY, 4" - GREEN	1
6	NOT ASSIGNED	1NSG3	17000656-001	.DRAWER ASSEMBLY, 8" - GREEN	1
7	NOT ASSIGNED	1NSG3	17000658-001	.DRAWER ASSEMBLY, 12" - GREEN	1
8	NOT ASSIGNED	1NSG3	15980802-001	.DRAWER RETAINER KIT - GREEN	3
9	NOT ASSIGNED	1NSG3	15980803-001	.DRAWER TRAY KIT - GREEN	3
10	NOT ASSIGNED	1NSG3	15980804-001	.SLIDE KIT - GREEN	3
11	NOT ASSIGNED	1NSG3	17000349	.SCM CABINET COVER, 30" - GREEN	1
12	NOT ASSIGNED	1NSG3	17000165-001	.30" BAR ASSEMBLY, 30" LOW PRO - GREEN	1
1	PENDING	1NSG3	18100004-002	.BOH FPU SMALL CABINET MODULE, 36 CONFIG #4 - TAN	1
2	NOT ASSIGNED	1NSG3	18000100-002	.SCM BASE ASSEMBLY - TAN	1
3	NOT ASSIGNED	1NSG3	17000019-002	.30" CABINET CONFIGURATION #4A - TAN	1
4	NOT ASSIGNED	1NSG3	17000010-002	.30" HULL ASSEMBLY - TAN	1
5	NOT ASSIGNED	1NSG3	17000654-002	.DRAWER ASSEMBLY, 4" - TAN	1
6	NOT ASSIGNED	1NSG3	17000656-002	.DRAWER ASSEMBLY, 8" - TAN	1
7	NOT ASSIGNED	1NSG3	17000658-002	.DRAWER ASSEMBLY, 12" - TAN	1
8	NOT ASSIGNED	1NSG3	15980802-002	.DRAWER RETAINER KIT - TAN	3
9	NOT ASSIGNED	1NSG3	15980803-002	.DRAWER TRAY KIT - TAN	3
10	NOT ASSIGNED	1NSG3	15980804-002	.SLIDE KIT - TAN	3
11	NOT ASSIGNED	1NSG3	17000343	.SCM CABINET COVER, 30" - TAN	1
12	NOT ASSIGNED	1NSG3	17000165-002	.30" BAR ASSEMBLY, 30" LOW PRO - TAN	1

END OF FIGURE 31

NOTE

SCM configurations purchased after January 2019 will include black cabinet covers (18" part no. 17000246, 30" part no. 17000243).

BOH FPU SCM 36" MODULE CONFIGURATION #5

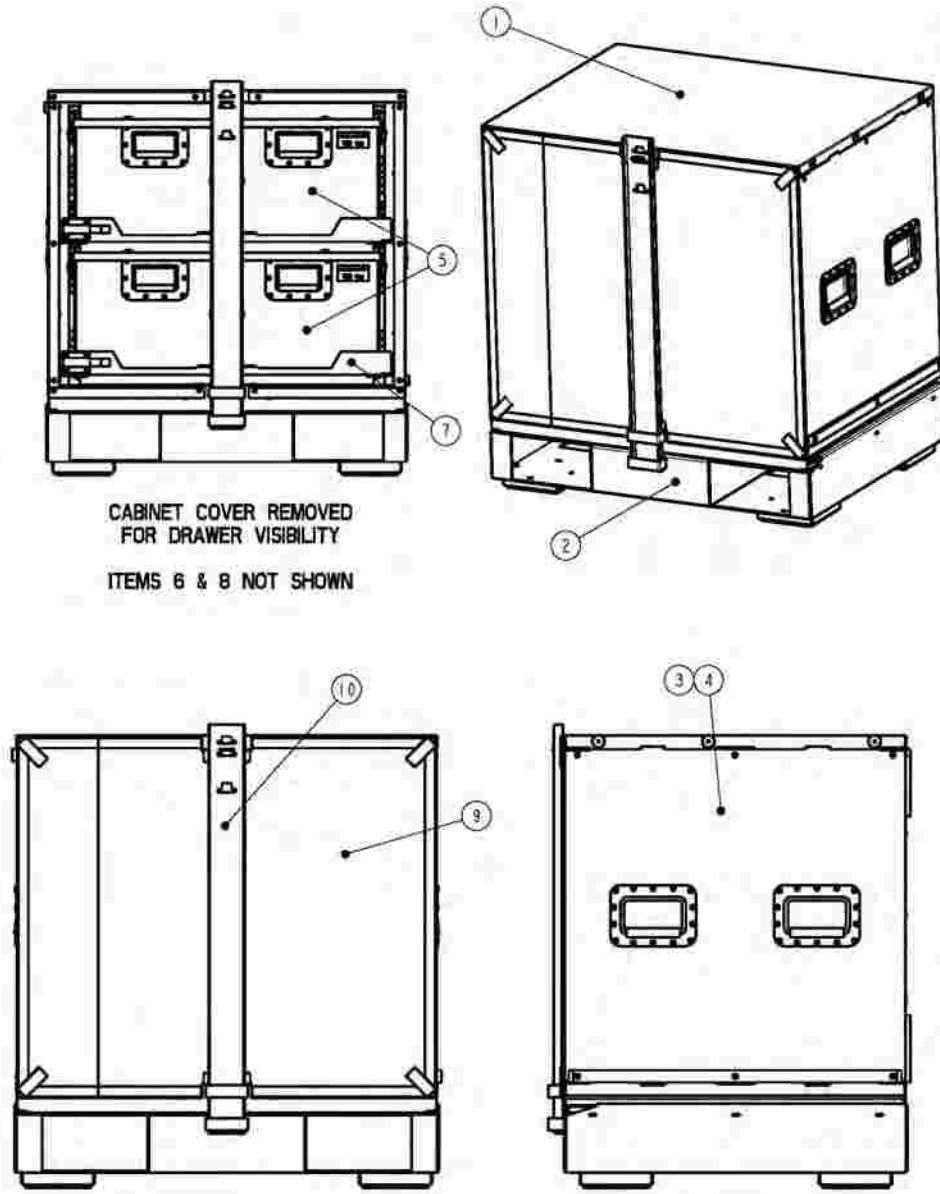


FIGURE 32 BOH FPU SCM 36" CONFIGURATION #5

**FIGURE 32 GROUP 03
SCM 36" MODULE CONFIGURATION #5**

ITEM	NSN	CAGE	PART NO.	DESCRIPTION	QTY
1	PENDING	INSG3	18100005-001	.BOH FPU SMALL CABINET MODULE, 36 CONFIG #5 - GREEN	1
2	NOT ASSIGNED	INSG3	18000100-001	..SCM BASE ASSEMBLY - GREEN	1
3	NOT ASSIGNED	INSG3	17000020-001	..30" CABINET CONFIGURATION #5A - GREEN	1
4	NOT ASSIGNED	INSG3	170000110-001	...30" HULL ASSEMBLY - GREEN	1
5	NOT ASSIGNED	INSG3	17000658-001	...DRAWER ASSEMBLY, 12" - GREEN	2
6	NOT ASSIGNED	INSG3	15980802-001	...DRAWER RETAINER KIT - GREEN	2
7	NOT ASSIGNED	INSG3	15980803-001	...DRAWER TRAY KIT - GREEN	2
8	NOT ASSIGNED	INSG3	15980804-001	...SLIDE KIT - GREEN	2
9	NOT ASSIGNED	INSG3	17000349	..SCM CABINET COVER, 30" - GREEN	1
10	NOT ASSIGNED	INSG3	17000165-001	..3G BAR ASSEMBLY, 30" LOW PRO - GREEN	1
1	PENDING	INSG3	18100005-002	.BOH FPU SMALL CABINET MODULE, 36 CONFIG #5 - TAN	1
2	NOT ASSIGNED	INSG3	18000100-002	..SCM BASE ASSEMBLY - TAN	1
3	NOT ASSIGNED	INSG3	17000020-002	..30" CABINET CONFIGURATION #5A - TAN	1
4	NOT ASSIGNED	INSG3	170000110-002	...30" HULL ASSEMBLY - TAN	1
5	NOT ASSIGNED	INSG3	17000658-002	...DRAWER ASSEMBLY, 12" - TAN	2
6	NOT ASSIGNED	INSG3	15980802-002	...DRAWER RETAINER KIT - TAN	2
7	NOT ASSIGNED	INSG3	15980803-002	...DRAWER TRAY KIT - TAN	2
8	NOT ASSIGNED	INSG3	15980804-002	...SLIDE KIT - TAN	2
9	NOT ASSIGNED	INSG3	17000343	..SCM CABINET COVER, 30" - TAN	1
10	NOT ASSIGNED	INSG3	17000165-002	..3G BAR ASSEMBLY, 30" LOW PRO - TAN	1

END OF FIGURE 32

NOTE

SCM configurations purchased after January 2019 will include black cabinet covers (18" part no. 17000246, 30" part no. 17000243).

BOH FPU SCM 36" MODULE CONFIGURATION #6

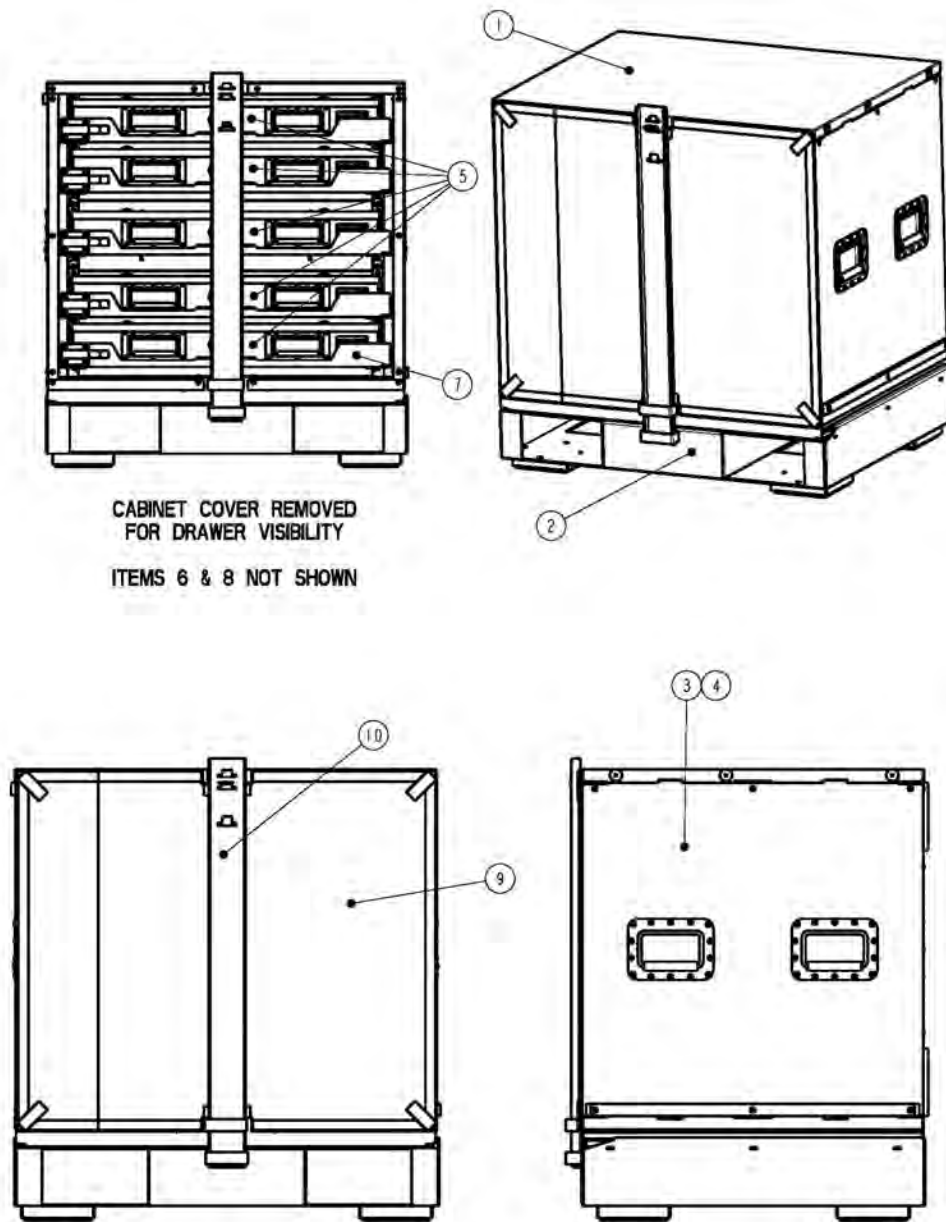


FIGURE 33 BOH FPU SCM 36" MODULE CONFIGURATION #6

**FIGURE 33 GROUP 03
SCM 36" MODULE CONFIGURATION #6**

ITEM	NSN	CAGE	PART NO.	DESCRIPTION	QTY
1	PENDING	INSG3	18100006-001	BOH FPU SMALL CABINET MODULE, 36 CONFIG #6 - GREEN	1
2	NOT ASSIGNED	INSG3	18000100-001	SCM BASE ASSEMBLY - GREEN	1
3	NOT ASSIGNED	INSG3	18000020-001	30" CABINET CONFIGURATION #6A - GREEN	1
4	NOT ASSIGNED	INSG3	17000110-001	30" HULL ASSEMBLY - GREEN	1
5	NOT ASSIGNED	INSG3	17000654-001	DRAWER ASSEMBLY, 4" - GREEN	5
6	NOT ASSIGNED	INSG3	15980802-001	DRAWER RETAINER KIT - GREEN	5
7	NOT ASSIGNED	INSG3	15980803-001	DRAWER TRAY KIT - GREEN	5
8	NOT ASSIGNED	INSG3	15980804-001	SLIDE KIT - GREEN	5
9	NOT ASSIGNED	INSG3	17000349	SCM CABINET COVER, 30" - GREEN	1
10	NOT ASSIGNED	INSG3	17000165-001	36 BAR ASSEMBLY, 30" LOW PRO - GREEN	1
1	PENDING	INSG3	18100006-002	BOH FPU SMALL CABINET MODULE, 36 CONFIG #6 - TAN	1
2	NOT ASSIGNED	INSG3	18000100-002	SCM BASE ASSEMBLY - TAN	1
3	NOT ASSIGNED	INSG3	18000020-002	30" CABINET CONFIGURATION #6A - TAN	1
4	NOT ASSIGNED	INSG3	17000110-002	30" HULL ASSEMBLY - TAN	1
5	NOT ASSIGNED	INSG3	17000654-002	DRAWER ASSEMBLY, 4" - TAN	5
6	NOT ASSIGNED	INSG3	15980802-002	DRAWER RETAINER KIT - TAN	5
7	NOT ASSIGNED	INSG3	15980803-002	DRAWER TRAY KIT - TAN	5
8	NOT ASSIGNED	INSG3	15980804-002	SLIDE KIT - TAN	5
9	NOT ASSIGNED	INSG3	17000343	SCM CABINET COVER, 30" - TAN	1
10	NOT ASSIGNED	INSG3	17000165-002	36 BAR ASSEMBLY, 30" LOW PRO - TAN	1

END OF FIGURE 33

NOTE

SCM configurations purchased after January 2019 will include black cabinet covers (18" part no. 17000246, 30" part no. 17000243).

BOH FPU SCM 36" MODULE CONFIGURATION #7

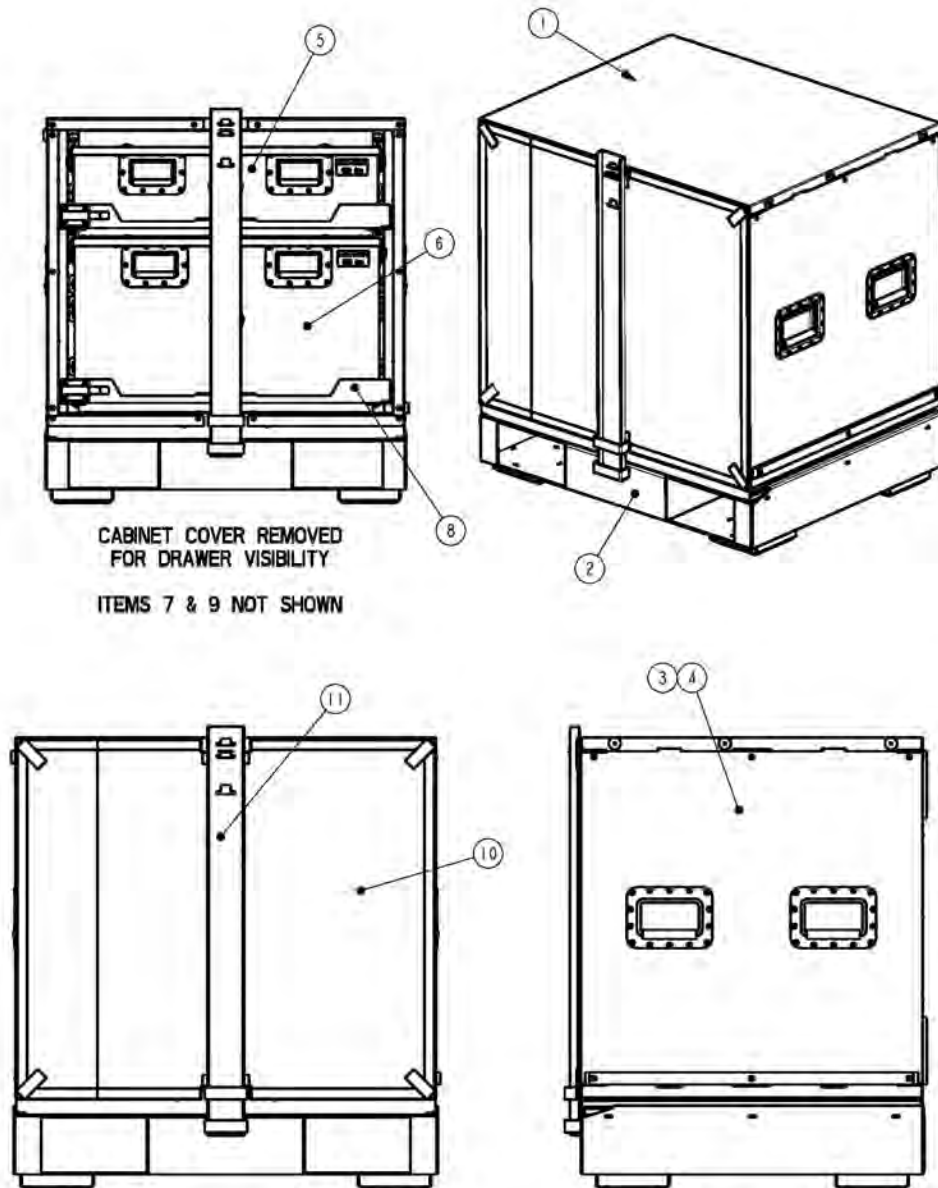


FIGURE 34 BOH FPU SCM 36" MODULE CONFIGURATION #7

**FIGURE 34 GROUP 03
SCM 36" MODULE CONFIGURATION #7**

ITEM	NSN	CAGE	PART NO.	DESCRIPTION	QTY
1	PENDING	INSG3	18100007-001	BOH FPU SMALL CABINET MODULE, 36 CONFIG #7 - GREEN	1
2	NOT ASSIGNED	INSG3	18000100-001	..SCM BASE ASSEMBLY - GREEN	1
3	NOT ASSIGNED	INSG3	18000021-001	..30" CABINET CONFIGURATION #7A - GREEN	1
4	NOT ASSIGNED	INSG3	17000110-001	..30" HULL ASSEMBLY - GREEN	1
5	NOT ASSIGNED	INSG3	17000656-001	..DRAWER ASSEMBLY, 8" - GREEN	1
6	NOT ASSIGNED	INSG3	17000659-001	..DRAWER ASSEMBLY, 16" - GREEN	1
7	NOT ASSIGNED	INSG3	15980802-001	..DRAWER RETAINER KIT - GREEN	2
8	NOT ASSIGNED	INSG3	15980803-001	..DRAWER TRAY KIT - GREEN	2
9	NOT ASSIGNED	INSG3	15980804-001	..SLIDE KIT - GREEN	2
10	NOT ASSIGNED	INSG3	17000349	..SCM CABINET COVER, 30" - GREEN	1
11	NOT ASSIGNED	INSG3	17000165-001	..30 BAR ASSEMBLY, 30" LOW PRO - GREEN	1
1	PENDING	INSG3	18100007-002	BOH FPU SMALL CABINET MODULE, 36 CONFIG #7 - TAN	1
2	NOT ASSIGNED	INSG3	18000100-002	..SCM BASE ASSEMBLY - TAN	1
3	NOT ASSIGNED	INSG3	18000021-002	..30" CABINET CONFIGURATION #7A - TAN	1
4	NOT ASSIGNED	INSG3	17000110-002	..30" HULL ASSEMBLY - TAN	1
5	NOT ASSIGNED	INSG3	17000656-002	..DRAWER ASSEMBLY, 8" - TAN	1
6	NOT ASSIGNED	INSG3	17000659-002	..DRAWER ASSEMBLY, 16" - TAN	1
7	NOT ASSIGNED	INSG3	15980802-002	..DRAWER RETAINER KIT - TAN	2
8	NOT ASSIGNED	INSG3	15980803-002	..DRAWER TRAY KIT - TAN	2
9	NOT ASSIGNED	INSG3	15980804-002	..SLIDE KIT - TAN	2
10	NOT ASSIGNED	INSG3	17000343	..SCM CABINET COVER, 30" - TAN	1
11	NOT ASSIGNED	INSG3	17000165-002	..30 BAR ASSEMBLY, 30" LOW PRO - TAN	1

END OF FIGURE 34

NOTE

SCM configurations purchased after January 2019 will include black cabinet covers (18" part no. 17000246, 30" part no. 17000243).

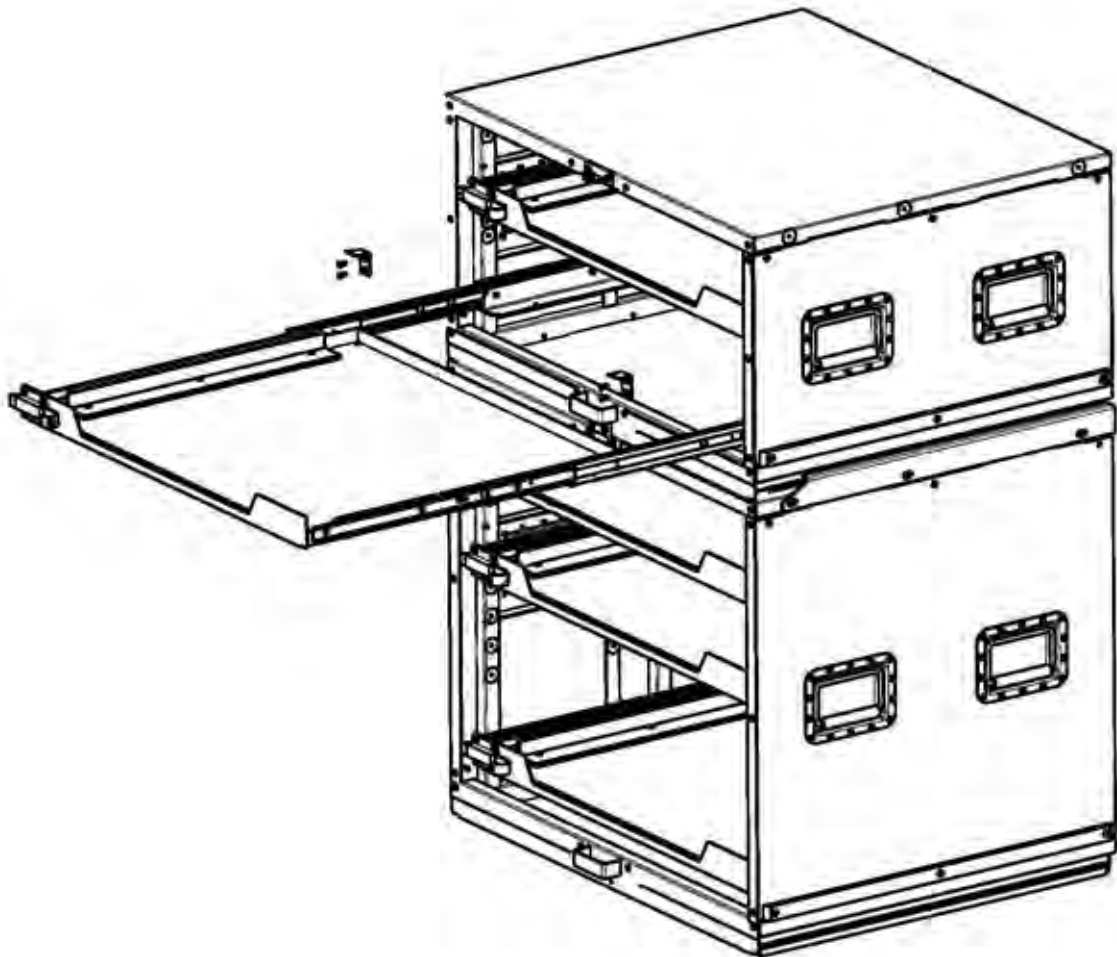
END OF WORK PACKAGE

This page was intentionally left blank

PARTS SUPPORTING INFORMATION

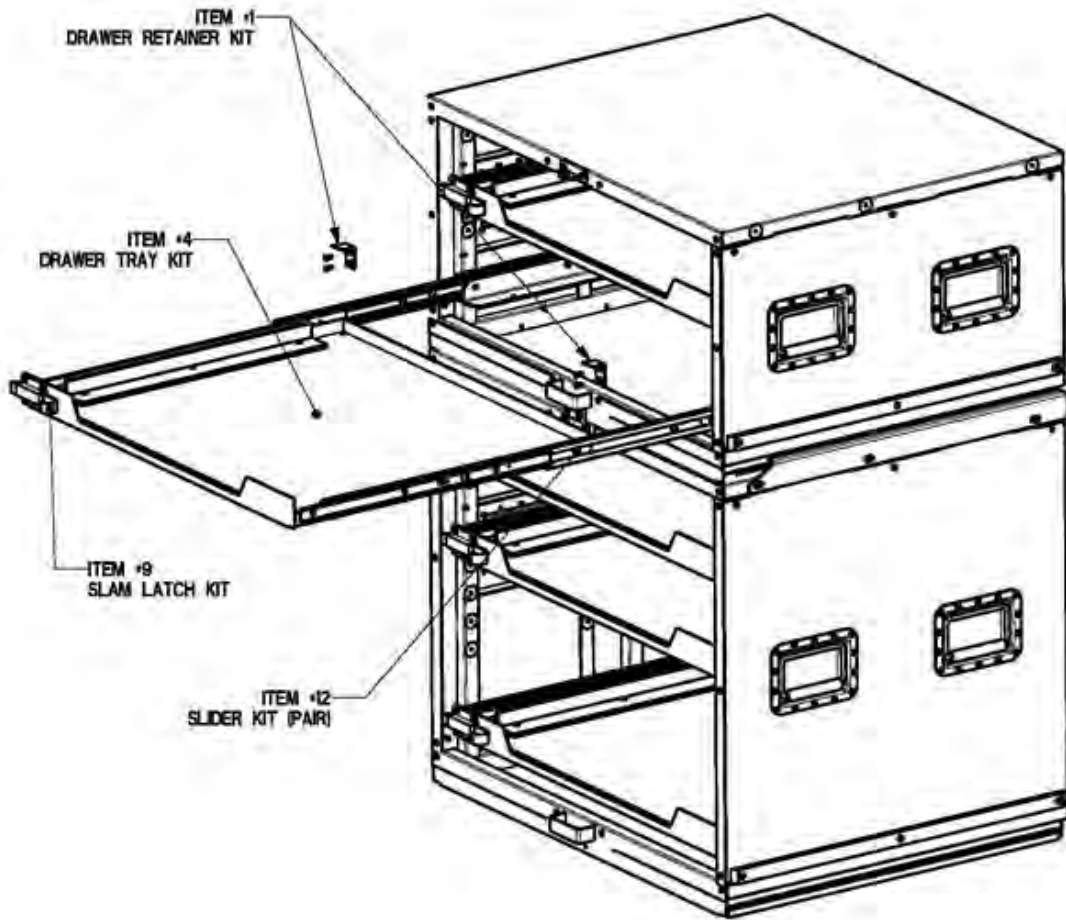
**FPU® SYSTEMS OPERATION MANUAL
(INCLUDING REPAIR PARTS & SPECIAL TOOL LIST)
SMALL CABINET MODULE (SCM)
BOH FPU Field Pack-up Units**

BOH FPU SCM HULL ASSEMBLIES



**SCM 18" and 30" HULL ASSEMBLIES
FIGURES 35a, 35b and 35c**

SCM HULL ASSEMBLIES



NOTE:
DRAWERS REMOVED FOR CLARITY.
DETAILED KIT INFO ON NEXT PAGE.

FIGURE 35a SCM HULL ASSEMBLIES

SCM TRAY AND DRAWER RETAINER

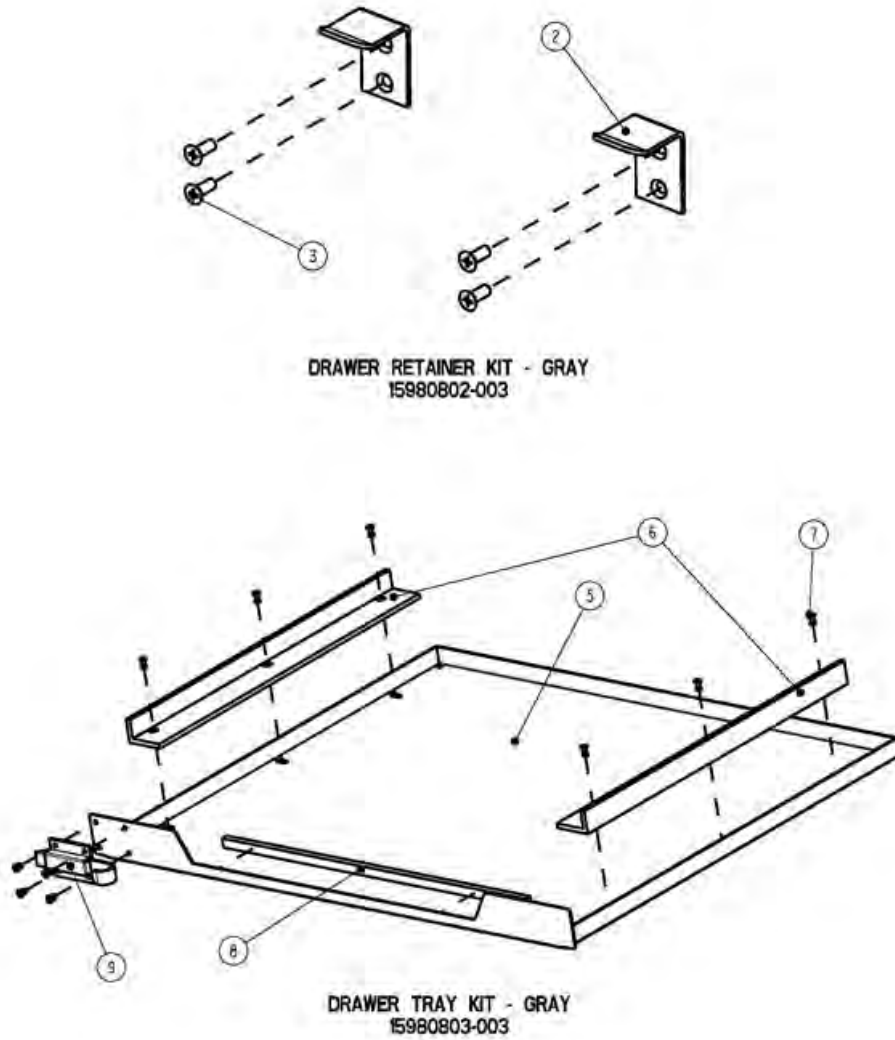


FIGURE 35b SCM TRAY AND DRAWER RETAINER

SCM SLAM LATCHES AND SLIDES

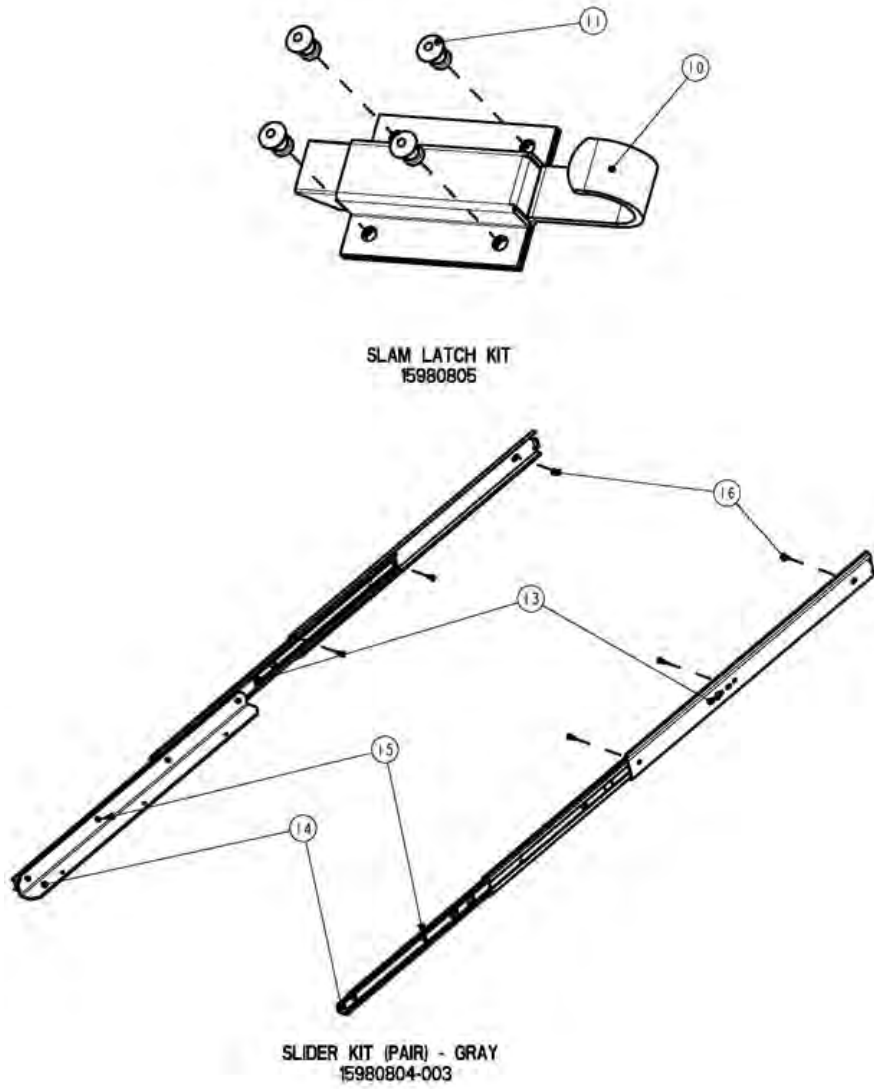


FIGURE 35c SCM SLAM LATCHES AND SLIDES

**FIGURE 35a, 35b and 35c GROUP 04
SCM HULL ASSEMBLIES**

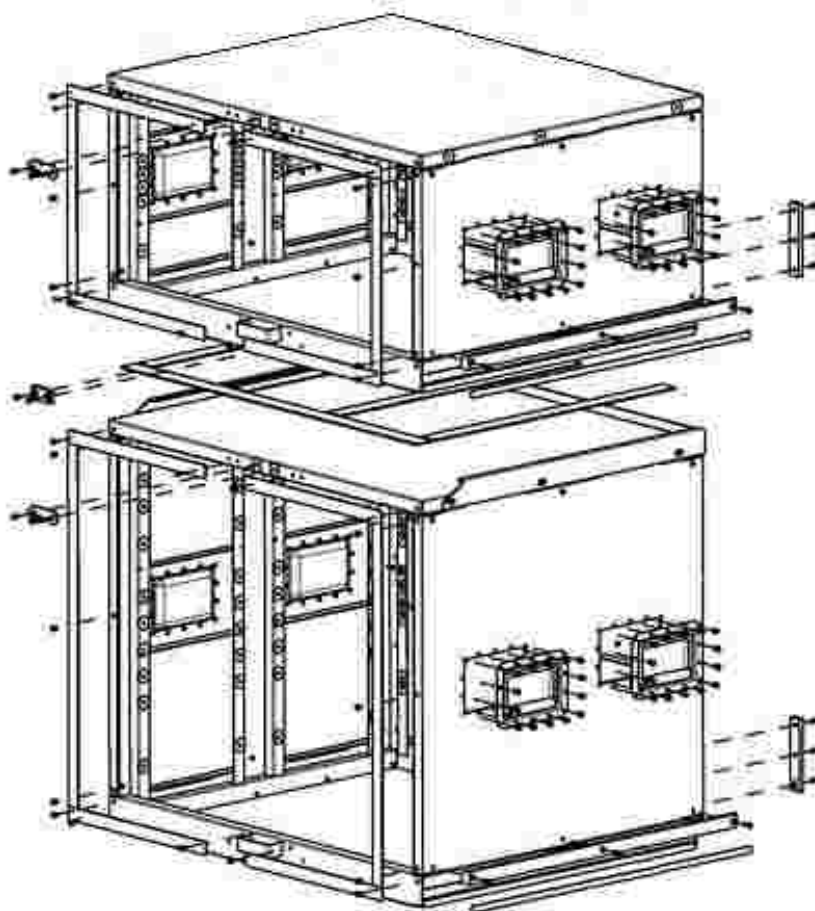
ITEM	NSN	CAGE	PART NO.	DESCRIPTION	QTY
1	NOT ASSIGNED	INSG3	15980802	DRAWER RETAINER KIT	1
2	NOT ASSIGNED	INSG3	NOT ASSIGNED	L BRACKET	2
3	NOT ASSIGNED	INSG3	NOT ASSIGNED	10-32 X 1/2" 1g MACHINE SCREW	4
4	NOT ASSIGNED	INSG3	15980803	DRAWER TRAY KIT	1
5	NOT ASSIGNED	INSG3	NOT ASSIGNED	DRAWER TRAY	1
6	NOT ASSIGNED	INSG3	NOT ASSIGNED	PLASTIC TRAY SLIDER	2
7	NOT ASSIGNED	INSG3	NOT ASSIGNED	3/16" RIVET SB66	6
8	NOT ASSIGNED	INSG3	NOT ASSIGNED	NEOPRENE TRAY GUARD STRIP	1
9	NOT ASSIGNED	INSG3	15980805	SLAM LATCH KIT	1
10	NOT ASSIGNED	INSG3	NOT ASSIGNED	FINGER PULL SLAM LATCH	1
11	NOT ASSIGNED	INSG3	NOT ASSIGNED	3/16" RIVET	4
12	NOT ASSIGNED	INSG3	15980804	SLIDE KIT	1
13	NOT ASSIGNED	INSG3	NOT ASSIGNED	SLIDE PAIR, LEFT AND RIGHT	1
14	NOT ASSIGNED	INSG3	NOT ASSIGNED	SLIDE SUPPORT ANGLE	2
15	NOT ASSIGNED	INSG3	NOT ASSIGNED	RIVET, SC64 COUNTERSUNK	2
16	NOT ASSIGNED	INSG3	NOT ASSIGNED	1/4-20 X 5/8" PH SCREW	6

END OF FIGURE 35a, 35b and 35c

END OF WORK PACKAGE

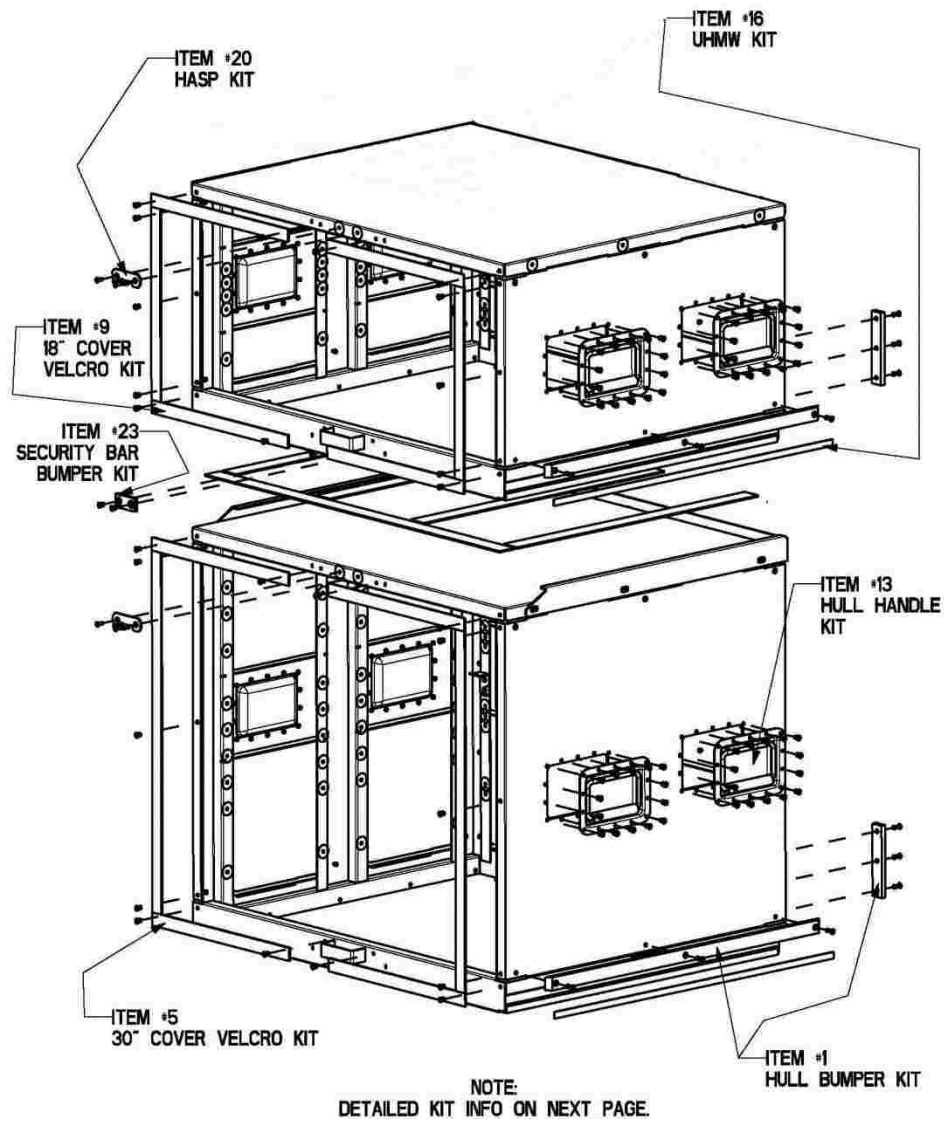
This page was intentionally left blank

PARTS SUPPORTING INFORMATION**FPU® SYSTEMS OPERATION MANUAL
(INCLUDING REPAIR PARTS & SPECIAL TOOL LIST)
SMALL CABINET MODULE (SCM)
BOH FPU Field Pack-up Units****BOH FPU SCM HULL ACCESSORIES**



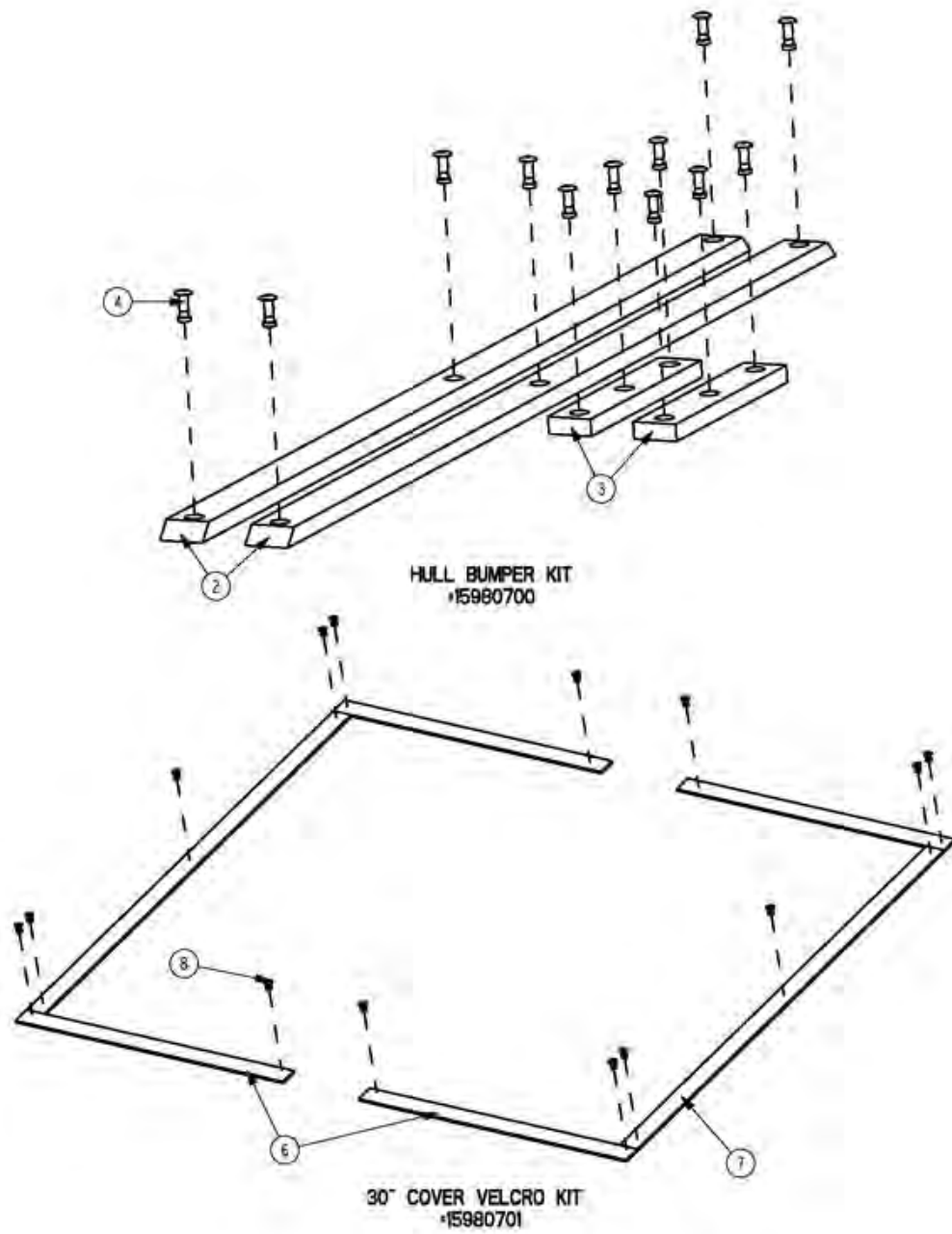
**SCM HULL ACCESSORIES
FIGURES 36a, 36b, 36c, 36d and 36e**

SCM HULL ACCESSORIES



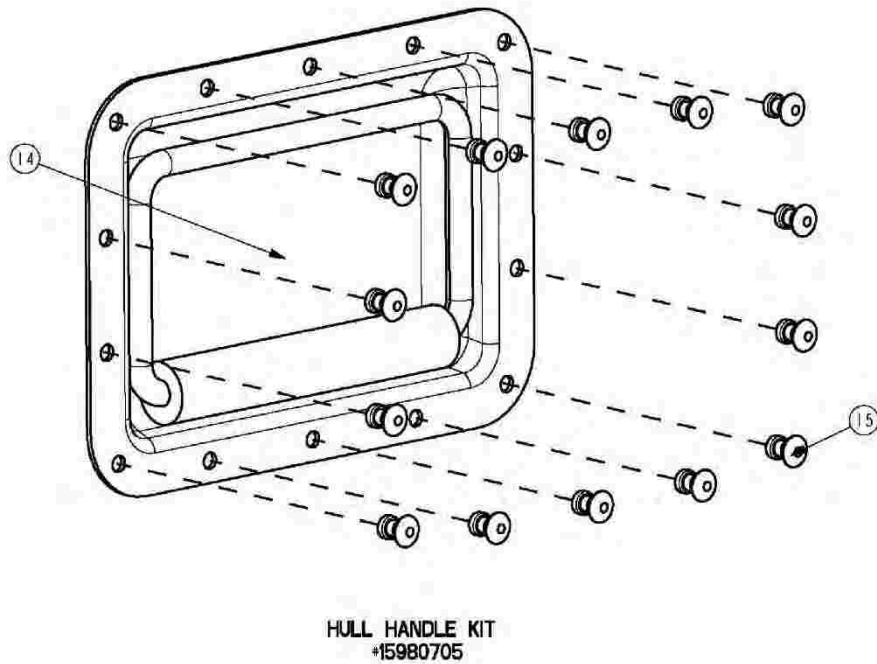
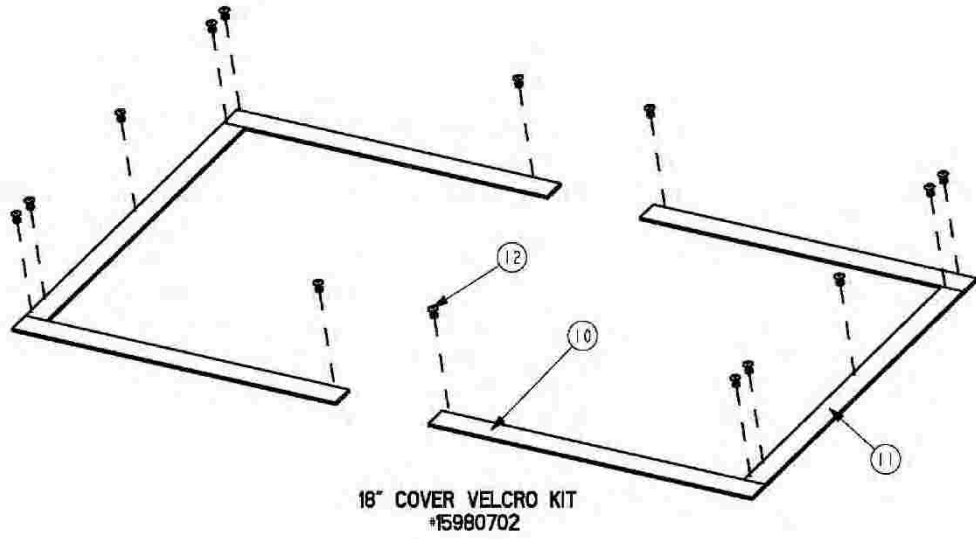
FIGURES 36a SCM HULL ACCESSORIES

SCM HULL ACCESSORIES



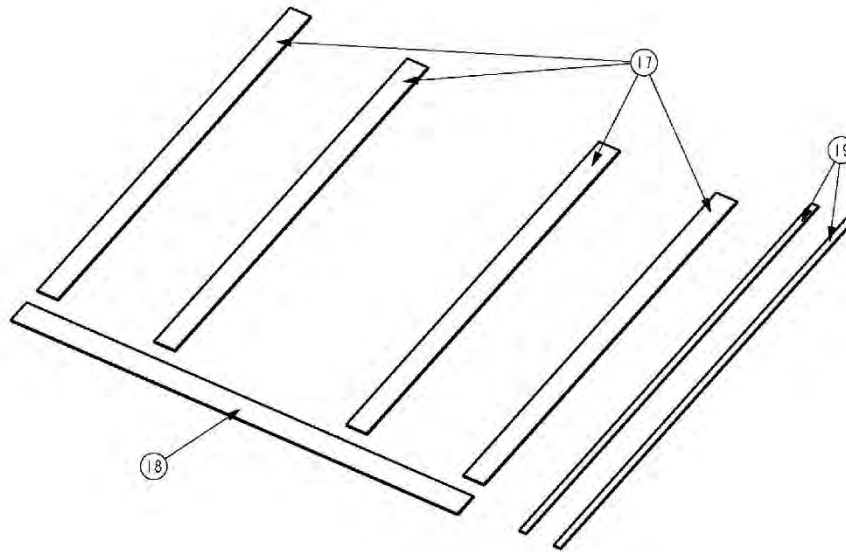
FIGURES 36b SCM HULL ACCESSORIES

SCM HULL ACCESSORIES

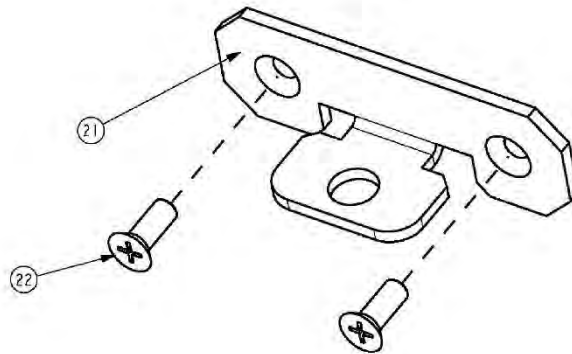


FIGURES 36c SCM HULL ACCESSORIES

SCM HULL ACCESSORIES



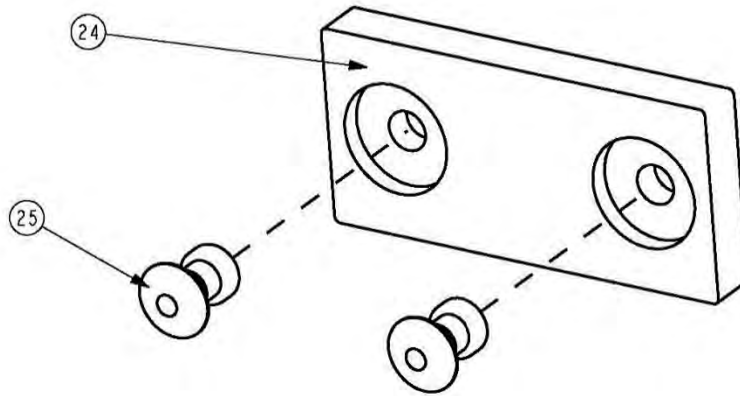
UHMW KIT
#15980706



HASP KIT - GRAY
#15980801 -003

FIGURES 36d SCM HULL ACCESSORIES

SECURITY BAR BUMPER



SECURITY BAR BUMPER KIT
#15980707

FIGURE 36e SECURITY BAR BUMPER

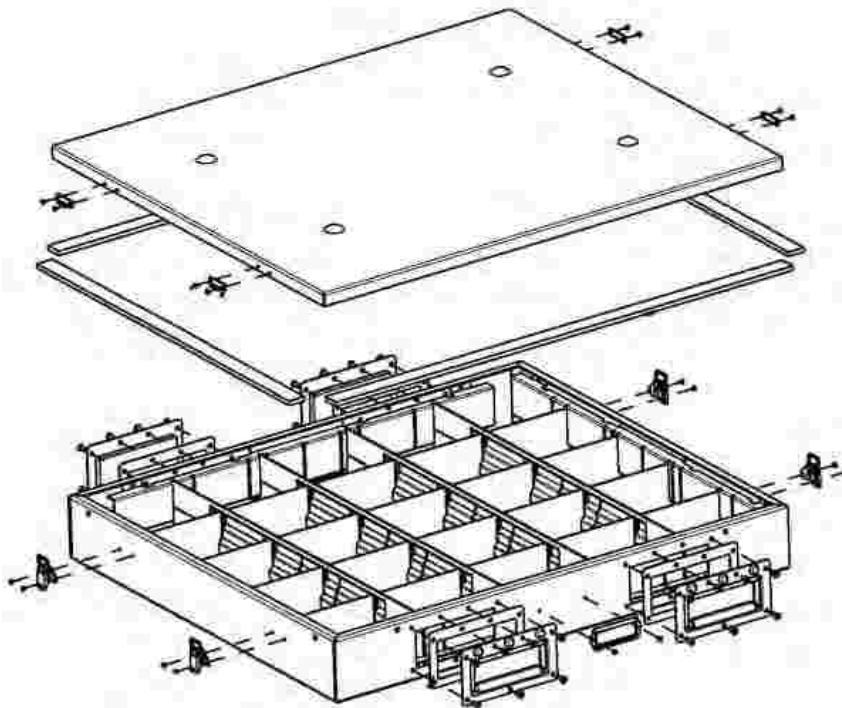
**FIGURES 36a, 36b, 36c, 36d and 36e GROUP 05
SCM HULL ACCESSORIES**

ITEM	NSN	CAGE	PART NO.	DESCRIPTION	QTY
1	NOT ASSIGNED	INSG3	15980700	.HULL BUMPER KIT	1
2	NOT ASSIGNED	INSG3	NOT ASSIGNED	..SIDE BUMPER KIT	2
3	NOT ASSIGNED	INSG3	NOT ASSIGNED	..REAR BUMPER KIT	2
4	NOT ASSIGNED	INSG3	NOT ASSIGNED	..RIVET, 3/16" X 1/2" LG	12
5	NOT ASSIGNED	INSG3	15980701	.30" COVER VELCRO KIT	1
6	NOT ASSIGNED	INSG3	NOT ASSIGNED	..HOOK HORIZONTAL	4
7	NOT ASSIGNED	INSG3	NOT ASSIGNED	..HOOK, VERTICAL	2
8	NOT ASSIGNED	INSG3	NOT ASSIGNED	..RIVET, 3/16" X 1/4" LG	14
9	NOT ASSIGNED	INSG3	15980702	.18" COVER VELCRO KIT	1
10	NOT ASSIGNED	INSG3	NOT ASSIGNED	..HOOK HORIZONTAL	4
11	NOT ASSIGNED	INSG3	NOT ASSIGNED	..HOOK, VERTICAL	2
12	NOT ASSIGNED	INSG3	NOT ASSIGNED	..RIVET, 3/16" X 1/4" LG	14
13	NOT ASSIGNED	INSG3	15980705	.HULL HANDLE KIT	1
14	NOT ASSIGNED	INSG3	NOT ASSIGNED	..CASE HANDLE	1
15	NOT ASSIGNED	INSG3	NOT ASSIGNED	..RIVET, 3/16" X 1/4" LG	14
16	NOT ASSIGNED	INSG3	15980706	.UHMW KIT	1
17	NOT ASSIGNED	INSG3	NOT ASSIGNED	..1-1/2" STRIP X 27-1 2 LG	4
18	NOT ASSIGNED	INSG3	NOT ASSIGNED	..1-1/2" STRIP X 31 LG	1
19	NOT ASSIGNED	INSG3	NOT ASSIGNED	..1/2" STRIP	2
20	NOT ASSIGNED	INSG3	15980801	.HASP KIT	1
21	NOT ASSIGNED	INSG3	NOT ASSIGNED	..HASP	1
22	NOT ASSIGNED	INSG3	NOT ASSIGNED	..SCREW, 10-32 X 1/2", FLAT	2
23	NOT ASSIGNED	INSG3	15980707	.SECURITY BAR BUMPER KIT	1
24	NOT ASSIGNED	INSG3	NOT ASSIGNED	..HDPE BUMPER	1
25	NOT ASSIGNED	INSG3	NOT ASSIGNED	..RIVET, 3/16" X 1/4" LG	2

END OF FIGURES 36a, 36b, 36c, 36d and 36e

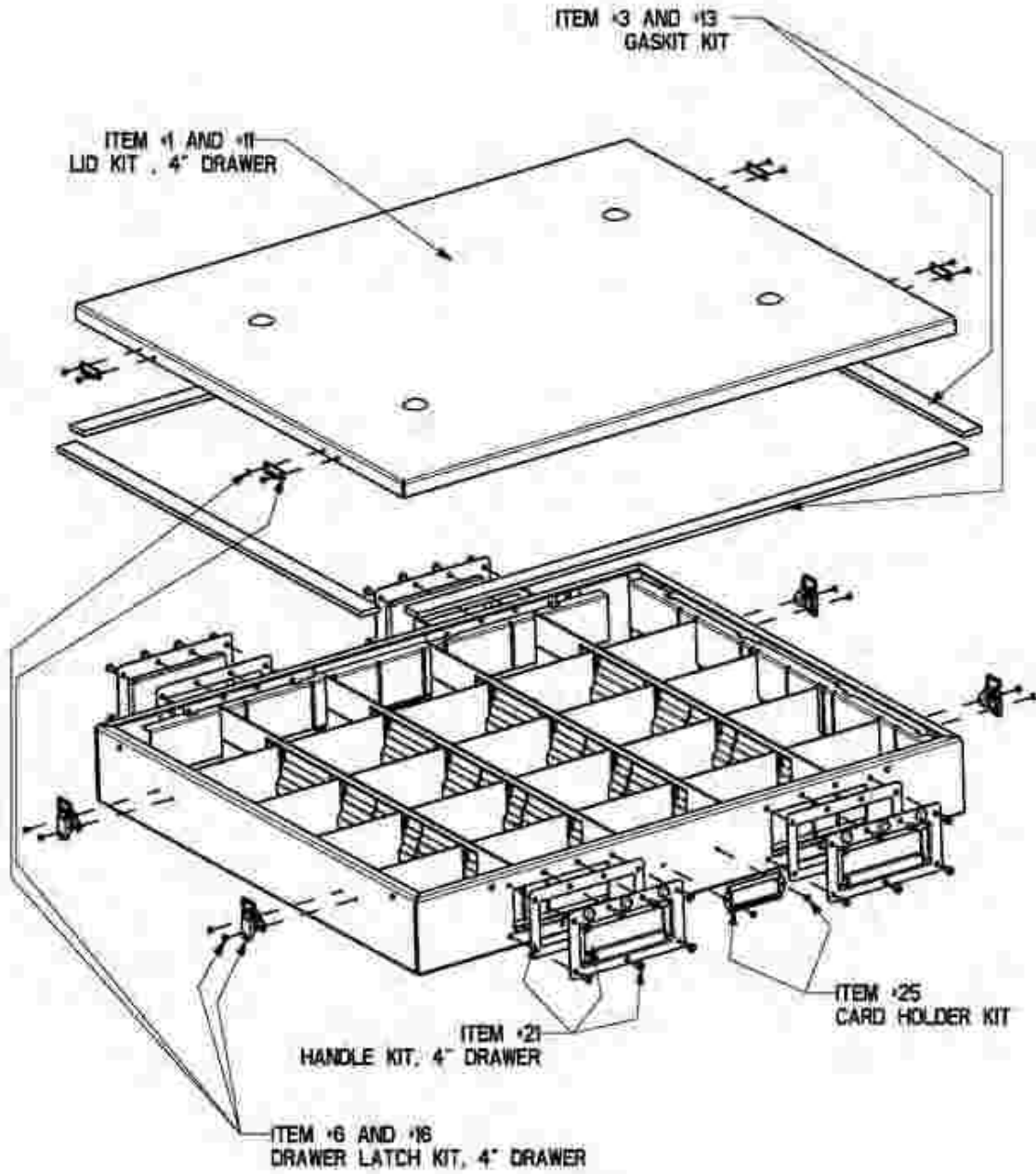
END OF WORK PACKAGE

PARTS SUPPORTING INFORMATION**FPU® SYSTEMS OPERATION MANUAL
(INCLUDING REPAIR PARTS & SPECIAL TOOL LIST)
SMALL CABINET MODULE (SCM)
BOH FPU Field Pack-up Units****BOH FPU SCM DRAWER ASSEMBLIES**



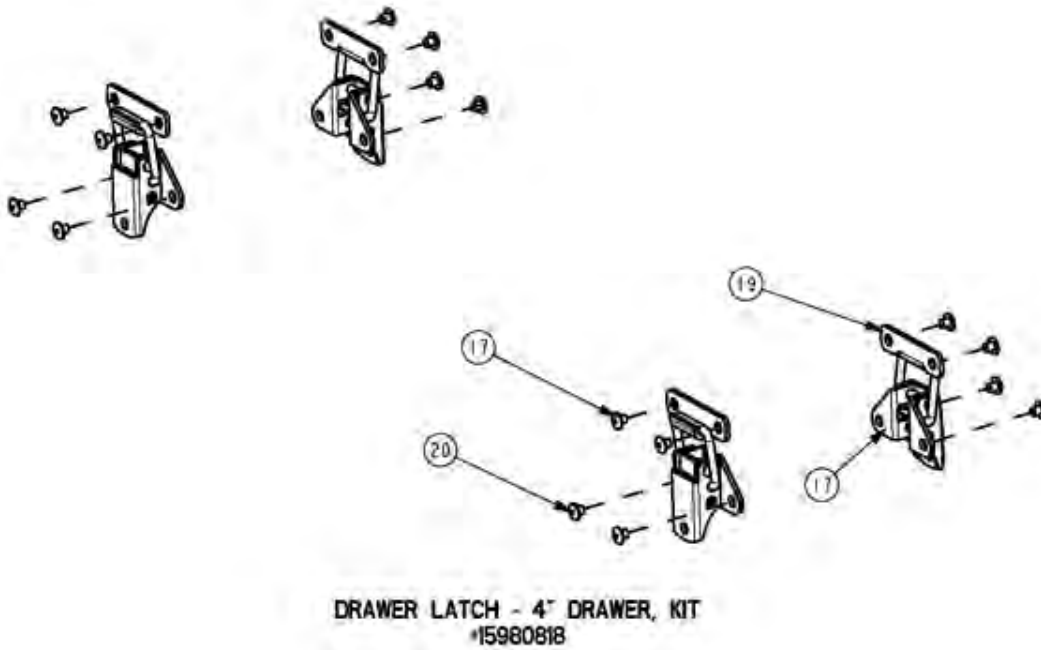
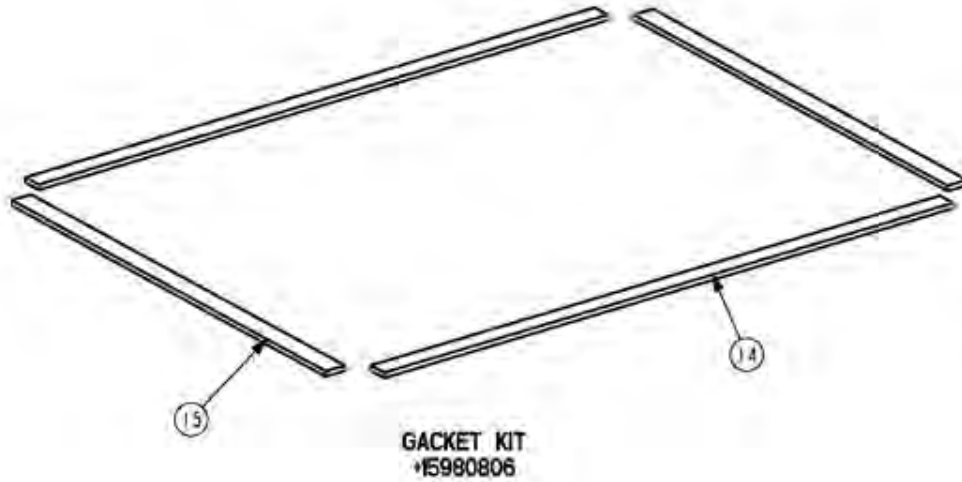
**SCM DRAWER ACCESSORIES
FIGURES 37a, 37b, 37c, 37d, 37e and 37f**

SCM 4" DRAWER ACCESSORIES



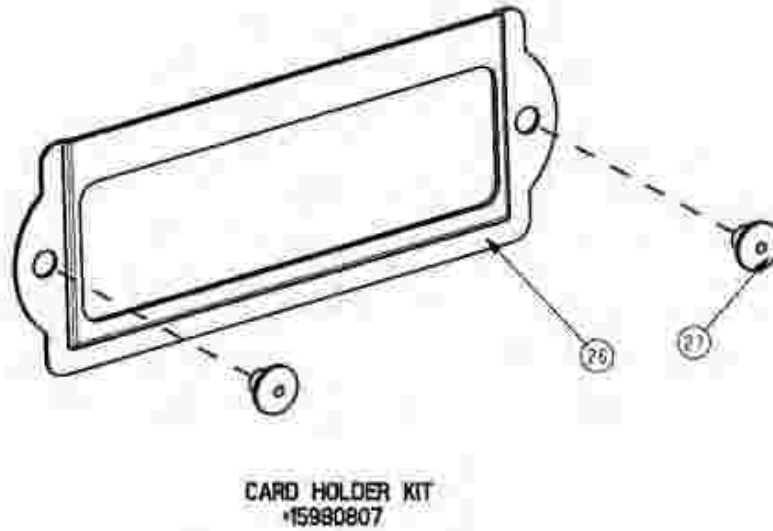
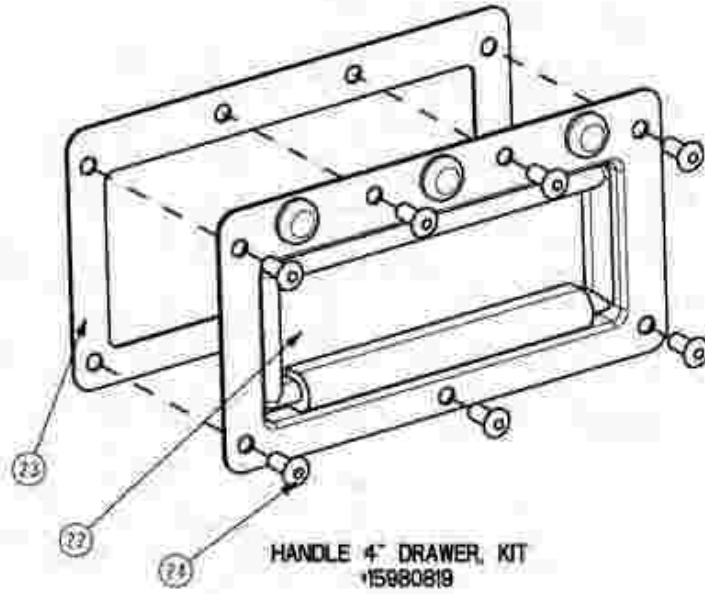
FIGURES 37a SCM 4" DRAWER ACCESSORIES

SCM 4" DRAWER ACCESSORIES



FIGURES 37b SCM 4" DRAWER ACCESSORIES

SCM 4" DRAWER ACCESSORIES



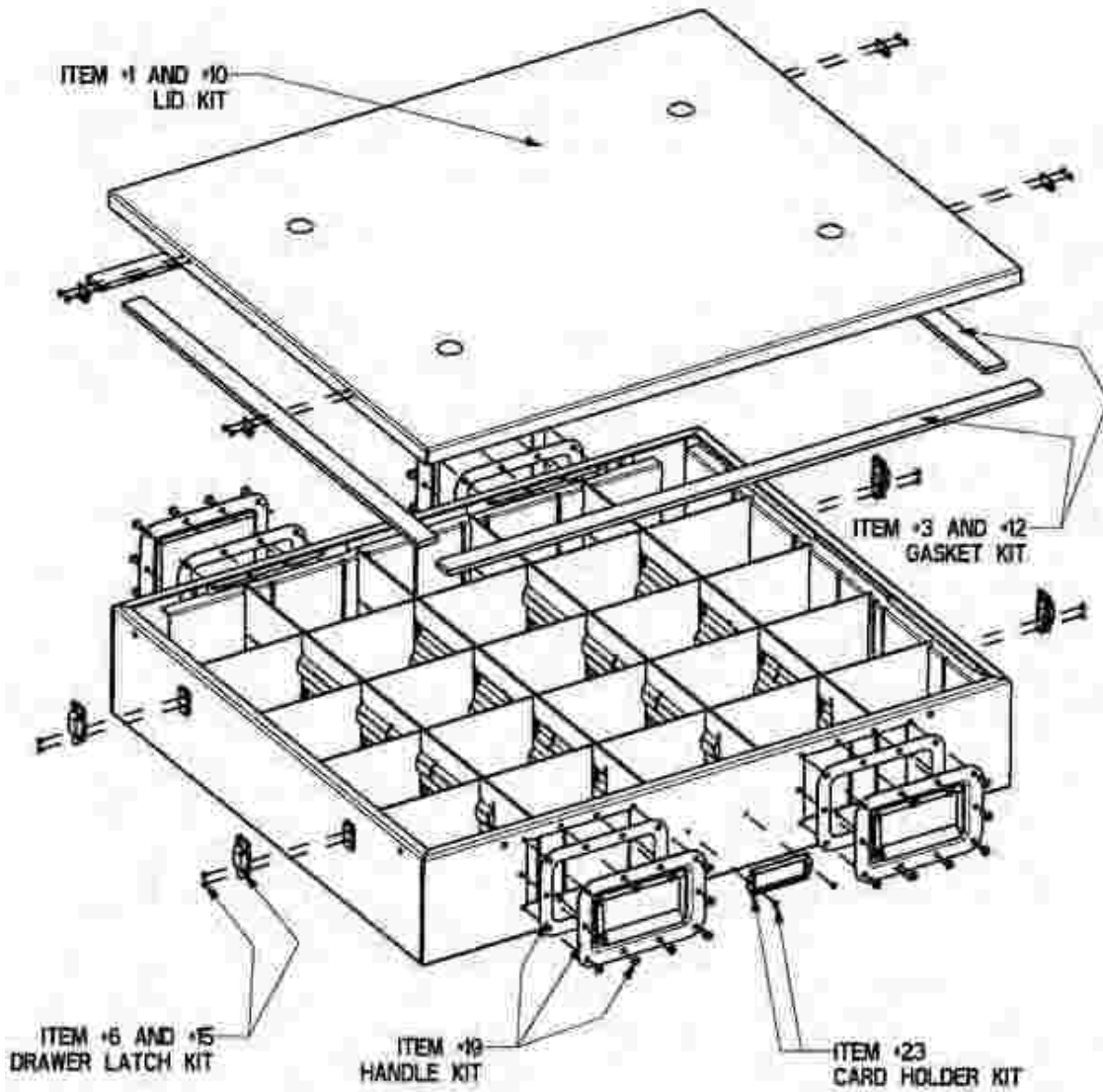
FIGURES 37c SCM 4" DRAWER ACCESSORIES

**FIGURES 37a, 37b and 37c GROUP 06
SCM 4" DRAWER ASSEMBLIES**

ITEM	NSN	CAGE	PART NO.	DESCRIPTION	QTY
1	NOT ASSIGNED	INSG3	15980820-001	LID KIT, 4" DRAWER, GREEN	1
2	NOT ASSIGNED	INSG3	NOT ASSIGNED	LID 4", GREEN	1
3	NOT ASSIGNED	INSG3	15980806	GASKET KIT	1
4	NOT ASSIGNED	INSG3	NOT ASSIGNED	GASKET, DRAWER FOAM A	2
5	NOT ASSIGNED	INSG3	NOT ASSIGNED	GASKET, DRAWER FOAM B	2
6	NOT ASSIGNED	INSG3	15980818	DRAWER LATCH KIT, 4" DRAWER	1
7	NOT ASSIGNED	INSG3	NOT ASSIGNED	DRAWER LATCH	4
8	NOT ASSIGNED	INSG3	NOT ASSIGNED	CATCH PLATE	4
9	NOT ASSIGNED	INSG3	NOT ASSIGNED	RIVET, 1/8" X 1/8" GRIP	8
10	NOT ASSIGNED	INSG3	NOT ASSIGNED	RIVET, 1/8" X 3/16" GRIP	8
11	NOT ASSIGNED	INSG3	15980820-002	LID KIT, 4" DRAWER, TAN	1
12	NOT ASSIGNED	INSG3	NOT ASSIGNED	LID, TAN	1
13	NOT ASSIGNED	INSG3	15980806	GASKET KIT	1
14	NOT ASSIGNED	INSG3	NOT ASSIGNED	GASKET, DRAWER FOAM A	2
15	NOT ASSIGNED	INSG3	NOT ASSIGNED	GASKET, DRAWER FOAM B	2
16	NOT ASSIGNED	INSG3	15980818	DRAWER LATCH KIT, 4" DRAWER	1
17	NOT ASSIGNED	INSG3	NOT ASSIGNED	DRAWER LATCH	4
18	NOT ASSIGNED	INSG3	NOT ASSIGNED	RIVET, 1/8" X 1/8" GRIP	8
19	NOT ASSIGNED	INSG3	NOT ASSIGNED	CATCH PLATE	4
20	NOT ASSIGNED	INSG3	NOT ASSIGNED	RIVET, 1/8" X 3/16" GRIP	8
21	NOT ASSIGNED	INSG3	15980819	HANDLE KIT, 4" DRAWER	1
22	NOT ASSIGNED	INSG3	NOT ASSIGNED	HANDLE, 4" DRAWER	1
23	NOT ASSIGNED	INSG3	NOT ASSIGNED	GASKET, 4" DRAWER HANDLE	1
24	NOT ASSIGNED	INSG3	NOT ASSIGNED	RIVET, 3/16" X 1/4" GRIP	7
25	NOT ASSIGNED	INSG3	15980807	CARD HOLDER KIT	1
26	NOT ASSIGNED	INSG3	NOT ASSIGNED	CARD HOLDER	1
27	NOT ASSIGNED	INSG3	NOT ASSIGNED	RIVET, 1/8" X 3/16" GRIP	2

END OF FIGURE 37a, 37b and 37c

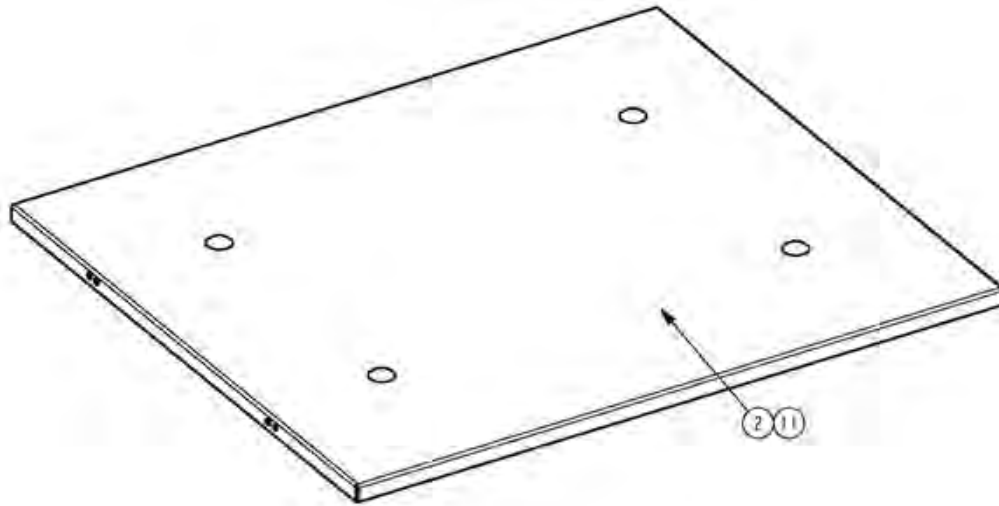
SCM 6" through 16" DRAWER ACCESSORIES



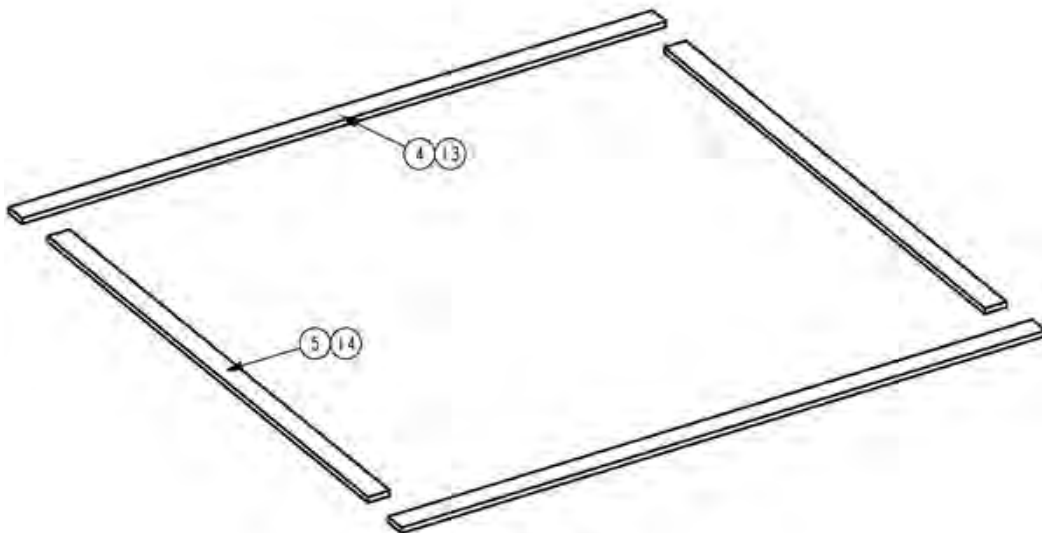
NOTE:
DETAILED KIT INFO ON NEXT PAGE.

FIGURES 37d, 37e and 37f SCM 6" through 16" DRAWER ACCESSORIES

SCM 6" through 16" DRAWER ACCESSORIES



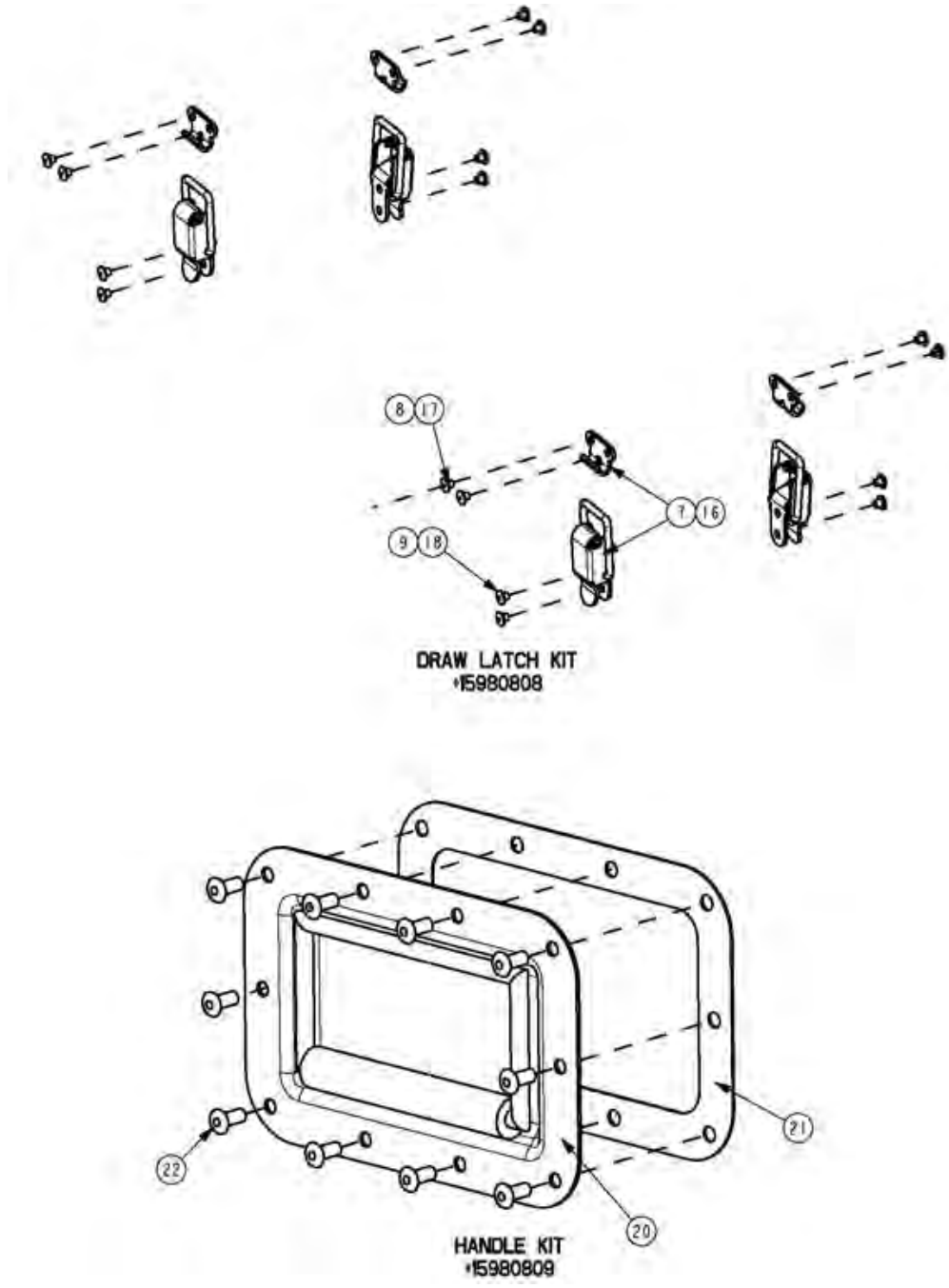
LID KIT - GREEN/TAN
#15980821 - 001/002



GASKET KIT
#15980806

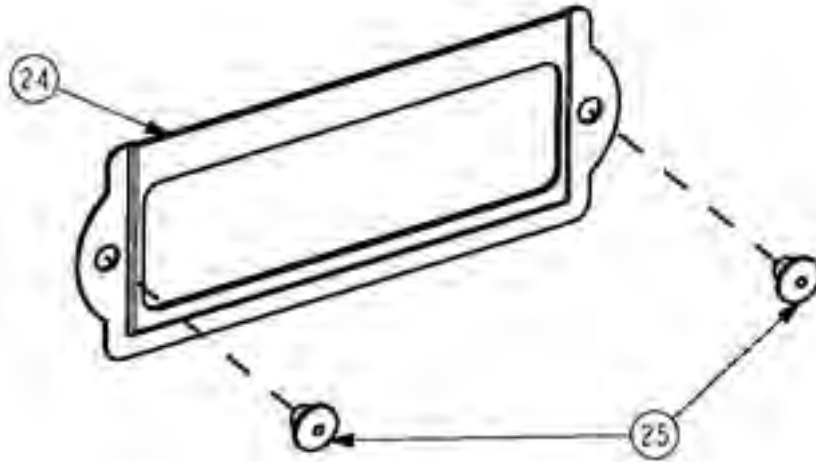
FIGURES 37d SCM 6" through 16" DRAWER ACCESSORIES

SCM 6" through 16" DRAWER ACCESSORIES



FIGURES 37e SCM 6" through 16" DRAWER ACCESSORIES

SCM 6" through 16" DRAWER ACCESSORIES



CARD HOLDER KIT
#15980807

FIGURES 37f SCM 6" through 16" DRAWER ACCESSORIES

**FIGURES 37d, 37e, and 37f GROUP 06
SCM 6" through 16" DRAWER ACCESSORIES**

ITEM	NSN	CAGE	PART NO.	DESCRIPTION	QTY
1	NOT ASSIGNED	INSG3	15980821-001	LID KIT, DRAWER, GREEN	1
2	NOT ASSIGNED	INSG3	NOT ASSIGNED	LID, GREEN	1
3	NOT ASSIGNED	INSG3	15980806	GASKET KIT	1
4	NOT ASSIGNED	INSG3	NOT ASSIGNED	GASKET, DRAWER FOAM A	2
5	NOT ASSIGNED	INSG3	NOT ASSIGNED	GASKET, DRAWER FOAM B	2
6	NOT ASSIGNED	INSG3	15980808	DRAWER LATCH KIT, DRAWER	1
7	NOT ASSIGNED	INSG3	NOT ASSIGNED	DRAWER LATCH	4
8	NOT ASSIGNED	INSG3	NOT ASSIGNED	RIVET, 1/8" X 1/8" GRIP	8
9	NOT ASSIGNED	INSG3	NOT ASSIGNED	RIVET, 1/8" X 3/16" GRIP	8
10	NOT ASSIGNED	INSG3	15980821-002	LID KIT, DRAWER, TAN	1
11	NOT ASSIGNED	INSG3	NOT ASSIGNED	LID, TAN	1
12	NOT ASSIGNED	INSG3	15980806	GASKET KIT	1
13	NOT ASSIGNED	INSG3	NOT ASSIGNED	GASKET, DRAWER FOAM A	2
14	NOT ASSIGNED	INSG3	NOT ASSIGNED	GASKET, DRAWER FOAM B	2
15	NOT ASSIGNED	INSG3	15980808	DRAWER LATCH KIT, DRAWER	1
16	NOT ASSIGNED	INSG3	NOT ASSIGNED	DRAWER LATCH	4
17	NOT ASSIGNED	INSG3	NOT ASSIGNED	RIVET, 1/8" X 1/8" GRIP	8
18	NOT ASSIGNED	INSG3	NOT ASSIGNED	RIVET, 1/8" X 3/16" GRIP	8
19	NOT ASSIGNED	INSG3	15980809	HANDLE KIT, DRAWER	1
20	NOT ASSIGNED	INSG3	NOT ASSIGNED	HANDLE, DRAWER	1
21	NOT ASSIGNED	INSG3	NOT ASSIGNED	GASKET, DRAWER HANDLE	1
22	NOT ASSIGNED	INSG3	NOT ASSIGNED	RIVET, 3/16" X 1/4" GRIP	10
23	NOT ASSIGNED	INSG3	15980807	CARD HOLDER KIT	1
24	NOT ASSIGNED	INSG3	NOT ASSIGNED	CARD HOLDER	1
25	NOT ASSIGNED	INSG3	NOT ASSIGNED	RIVET, 1/8" X 3/16" GRIP	2

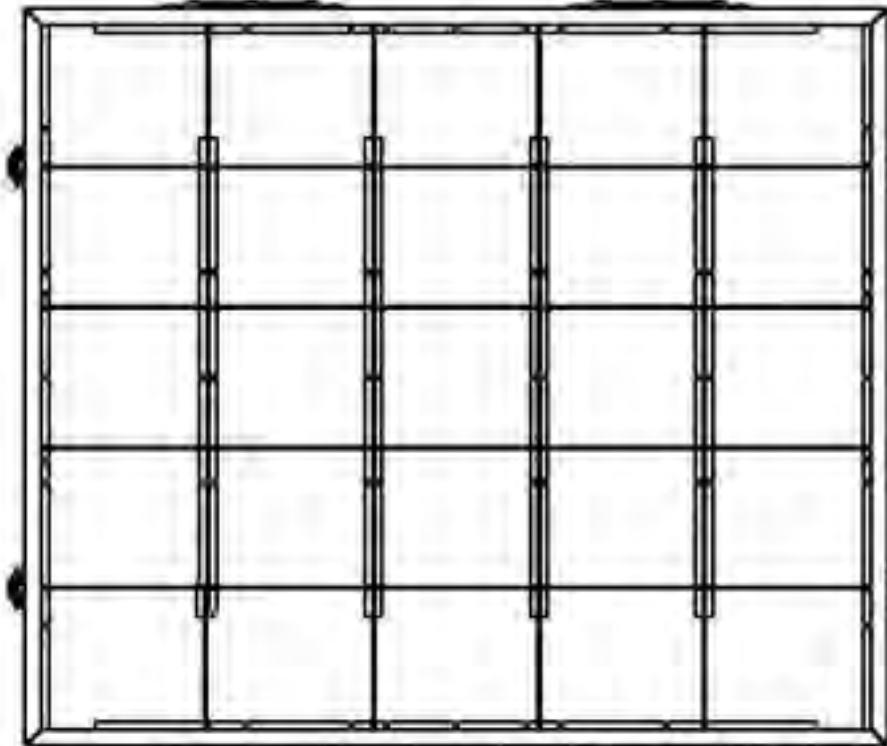
END OF FIGURE 37d, 37e and 37f

END OF WORK PACKAGE

PARTS SUPPORTING INFORMATION

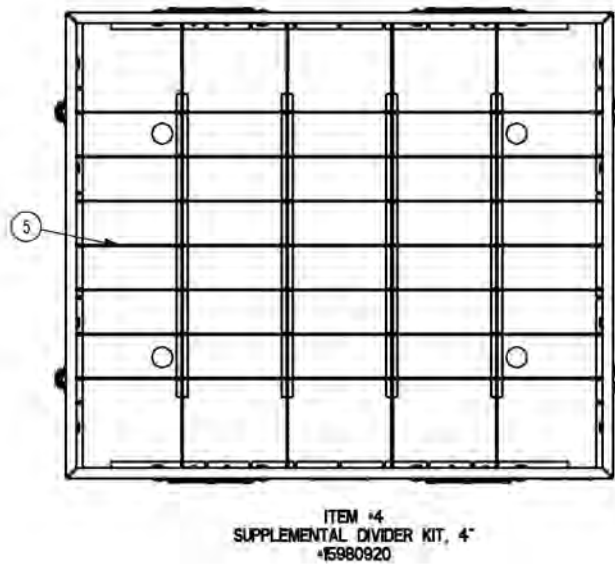
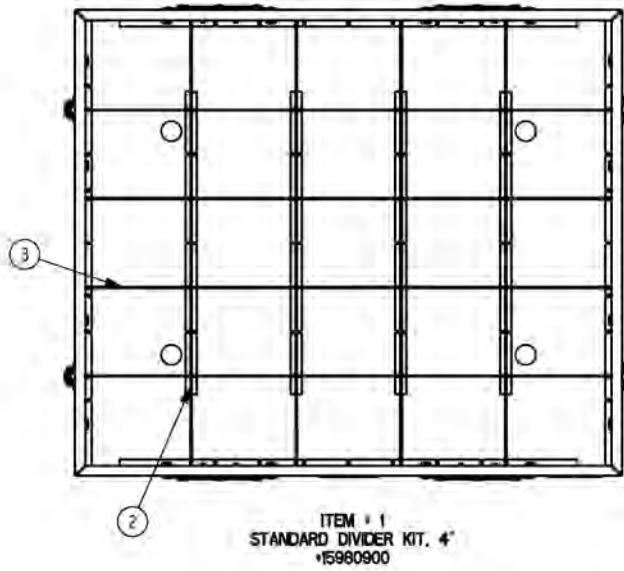
**FPU® SYSTEMS OPERATION MANUAL
(INCLUDING REPAIR PARTS & SPECIAL TOOL LIST)
SMALL CABINET MODULE (SCM)
BOH FPU Field Pack-up Units**

BOH FPU SCM DRAWER DIVIDER KITS



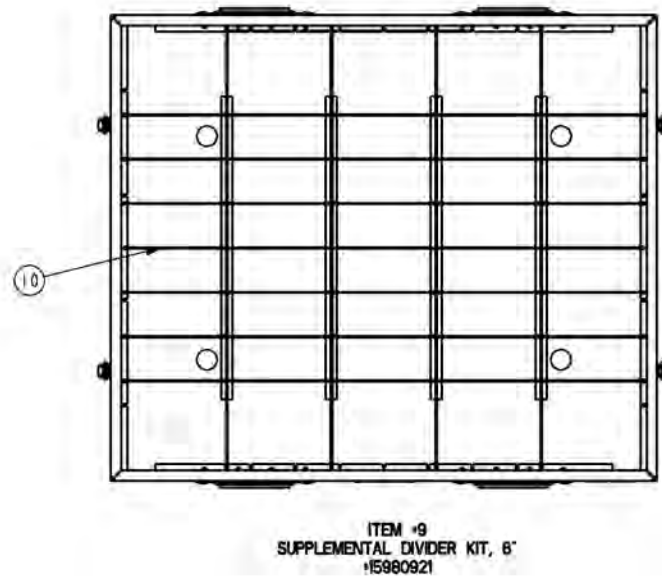
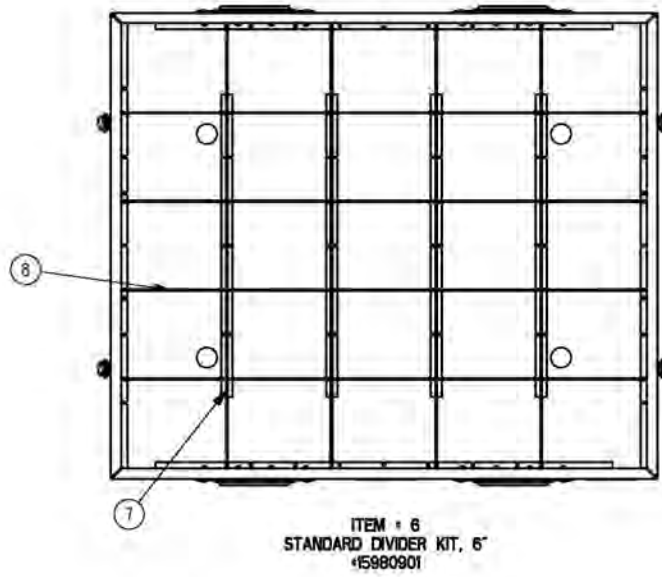
**SCM 4" through 16" DRAWER DIVIDER KITS
FIGURES 38a, 38b, 38c, 38d, 38e and 38f**

SCM 4" DRAWER DIVIDER KIT



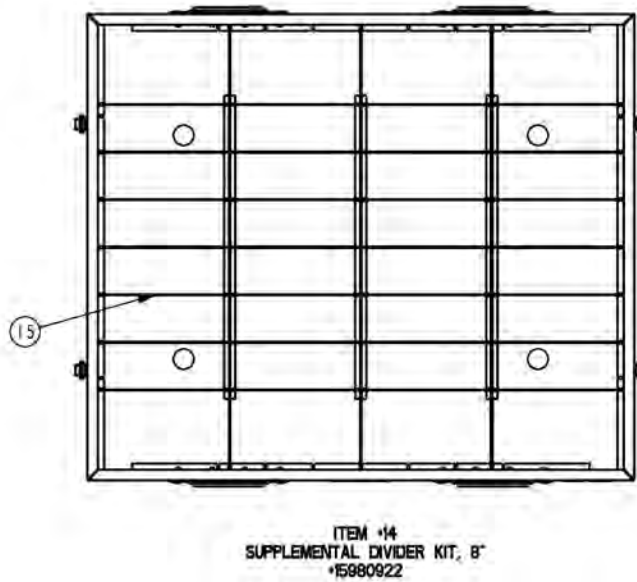
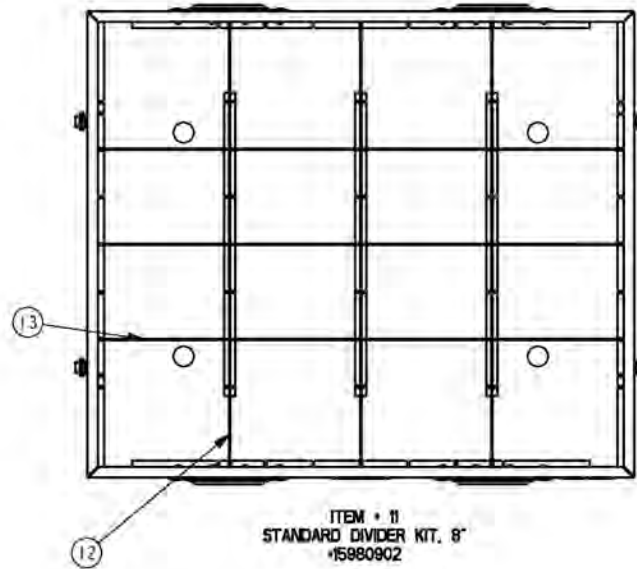
FIGURES 38a SCM 4" DRAWER DIVIDER KIT

SCM 6" DRAWER DIVIDER KIT



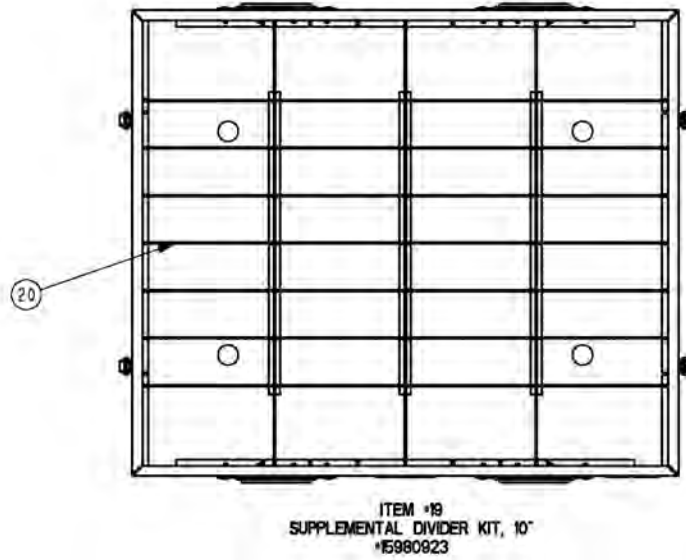
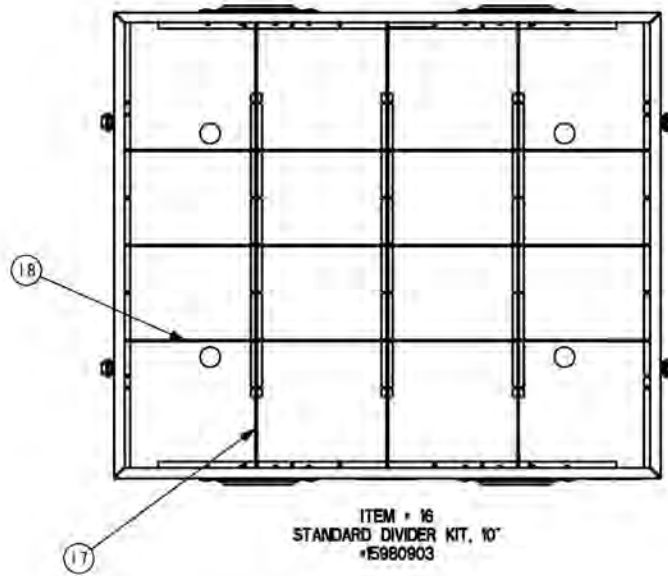
FIGURES 38b SCM 6" DRAWER DIVIDER KIT

SCM 8" DRAWER DIVIDER KIT



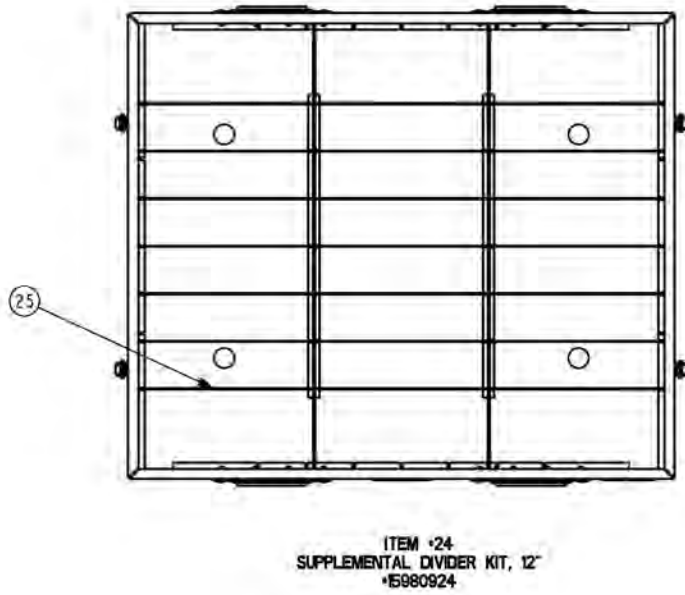
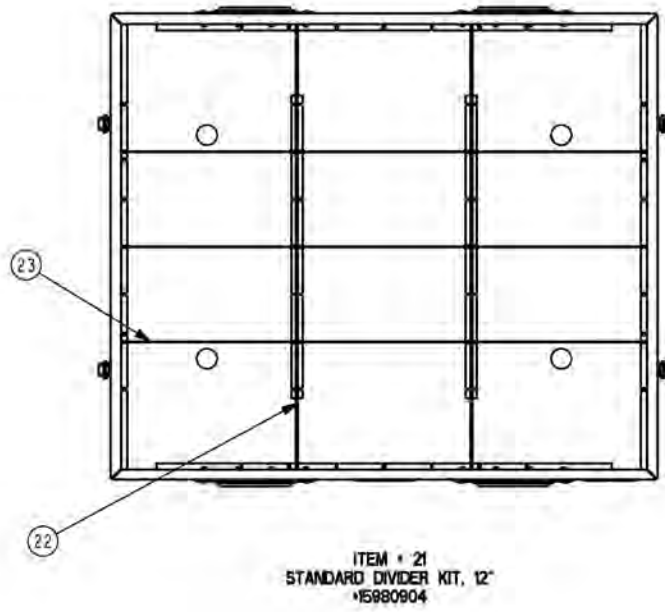
FIGURES 38c SCM 8" DRAWER DIVIDER KIT

SCM 10" DRAWER DIVIDER KIT



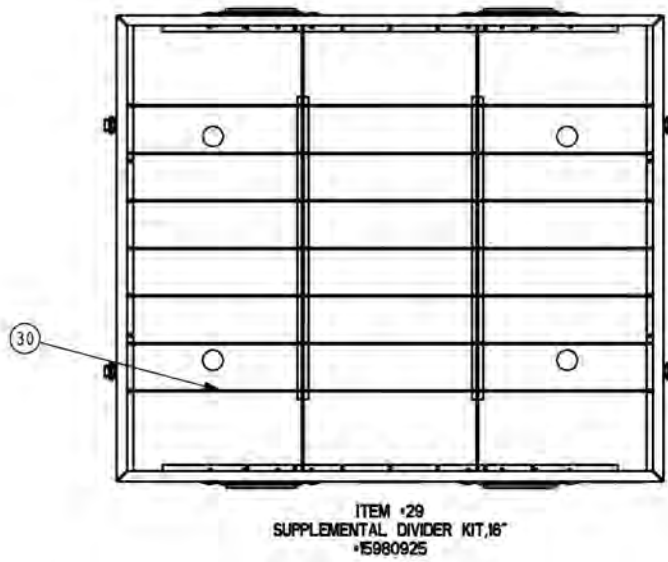
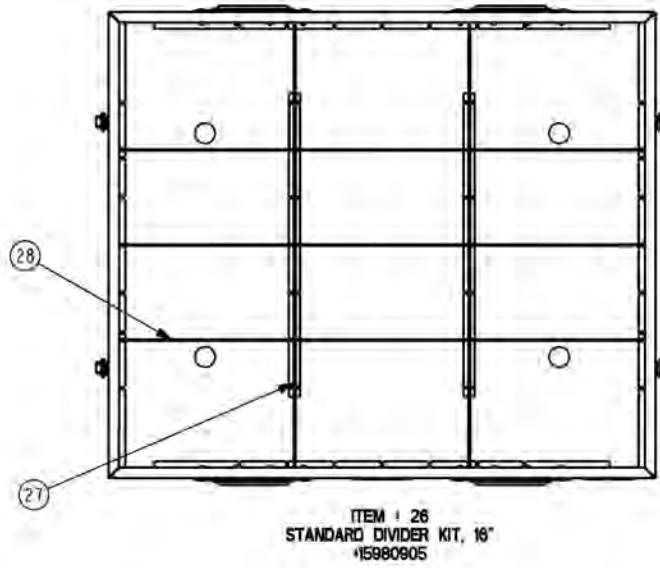
FIGURES 38d SCM 10" DRAWER DIVIDER KIT

SCM 12" DRAWER DIVIDER KIT



FIGURES 38e SCM 12" DRAWER DIVIDER KIT

SCM 16" DRAWER DIVIDER KIT



FIGURES 38f SCM 16" DRAWER DIVIDER KIT

**FIGURES 38a through 38f GROUP 07
SCM 4" through 16" DRAWER DIVIDER KITS**

ITEM	NSN	CAGE	PART NO.	DESCRIPTION	QTY
1	NOT ASSIGNED	INSG3	15980900	STANDARD DIVIDER KIT, 4"	1
2	NOT ASSIGNED	INSG3	NOT ASSIGNED	DIVIDER, 4" DRAWER	4
3	NOT ASSIGNED	INSG3	NOT ASSIGNED	INSERT, 4" DRAWER	20
4	NOT ASSIGNED	INSG3	15980920	SUPPLEMENTAL INSERT KIT, 4"	1
5	NOT ASSIGNED	INSG3	NOT ASSIGNED	INSERT, 4" DRAWER	15
6	NOT ASSIGNED	INSG3	15980901	STANDARD DIVIDER KIT, 6"	1
7	NOT ASSIGNED	INSG3	NOT ASSIGNED	DIVIDER, 6" DRAWER	4
8	NOT ASSIGNED	INSG3	NOT ASSIGNED	INSERT, 6" DRAWER	20
9	NOT ASSIGNED	INSG3	15980921	SUPPLEMENTAL INSERT KIT, 6"	1
10	NOT ASSIGNED	INSG3	NOT ASSIGNED	INSERT, 6" DRAWER	15
11	NOT ASSIGNED	INSG3	15980902	STANDARD DIVIDER KIT, 8"	1
12	NOT ASSIGNED	INSG3	NOT ASSIGNED	DIVIDER, 8" DRAWER	3
13	NOT ASSIGNED	INSG3	NOT ASSIGNED	INSERT, 8" DRAWER	12
14	NOT ASSIGNED	INSG3	15980922	SUPPLEMENTAL INSERT KIT, 8"	1
15	NOT ASSIGNED	INSG3	NOT ASSIGNED	INSERT, 8" DRAWER	16
16	NOT ASSIGNED	INSG3	15980903	STANDARD DIVIDER KIT, 10"	1
17	NOT ASSIGNED	INSG3	NOT ASSIGNED	DIVIDER, 10" DRAWER	3
18	NOT ASSIGNED	INSG3	NOT ASSIGNED	INSERT, 10" DRAWER	12
19	NOT ASSIGNED	INSG3	15980923	SUPPLEMENTAL INSERT KIT, 10"	1
20	NOT ASSIGNED	INSG3	NOT ASSIGNED	DIVIDER, 10" DRAWER	16
21	NOT ASSIGNED	INSG3	15980904	STANDARD DIVIDER KIT, 12"	1
22	NOT ASSIGNED	INSG3	NOT ASSIGNED	DIVIDER, 12" DRAWER	2
23	NOT ASSIGNED	INSG3	NOT ASSIGNED	INSERT, 12" DRAWER	9
24	NOT ASSIGNED	INSG3	15980924	SUPPLEMENTAL INSERT KIT, 12"	1
25	NOT ASSIGNED	INSG3	NOT ASSIGNED	INSERT, 12" DRAWER	12
26	NOT ASSIGNED	INSG3	15980905	STANDARD DIVIDER KIT, 16"	1
27	NOT ASSIGNED	INSG3	NOT ASSIGNED	DIVIDER, 16" DRAWER	2
28	NOT ASSIGNED	INSG3	NOT ASSIGNED	INSERT, 16" DRAWER	9
29	NOT ASSIGNED	INSG3	15980925	SUPPLEMENTAL INSERT KIT, 16"	1
30	NOT ASSIGNED	INSG3	NOT ASSIGNED	INSERT, 16" DRAWER	12

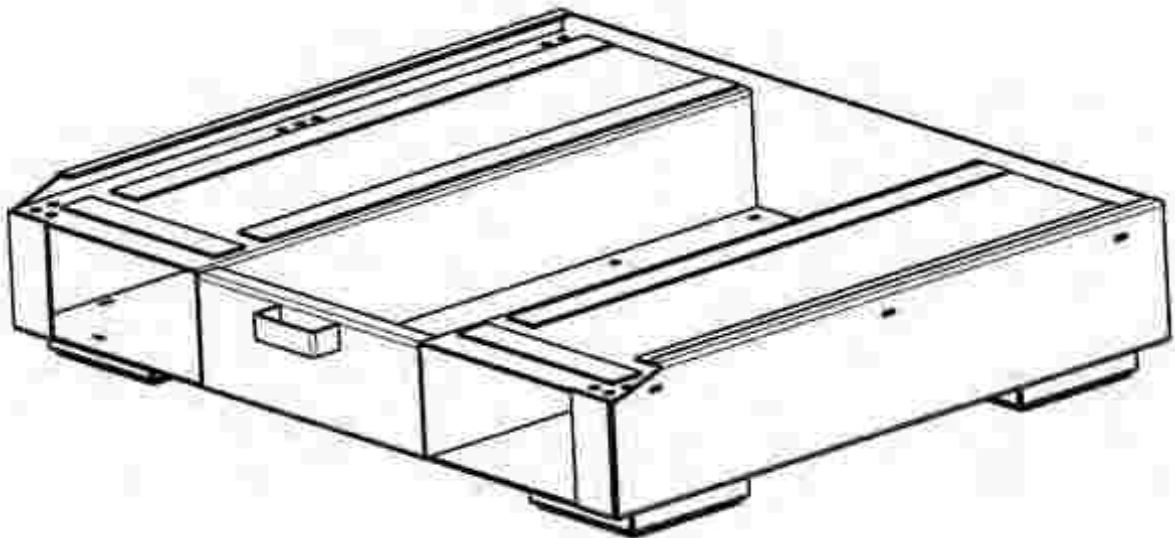
END OF FIGURE 38a through 38f

END OF WORK PACKAGE

PARTS SUPPORTING INFORMATION

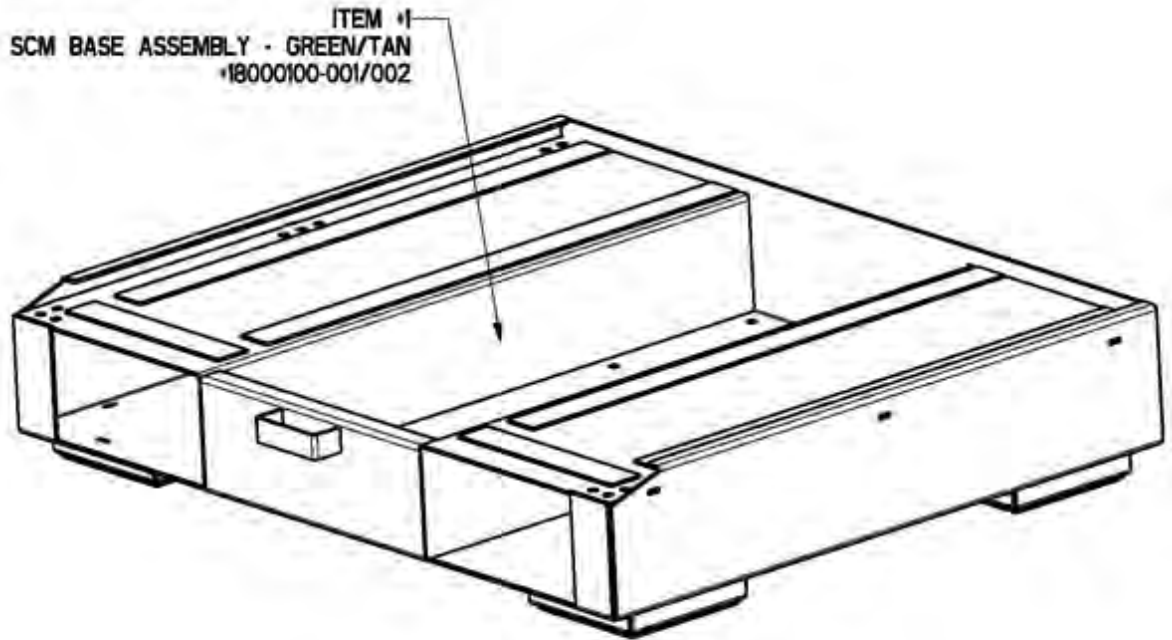
**FPU® SYSTEMS OPERATION MANUAL
(INCLUDING REPAIR PARTS & SPECIAL TOOL LIST)
SMALL CABINET MODULE (SCM)
BOH FPU Field Pack-up Units**

BOH FPU SCM CABINET BASE



**BOH FPU SCM CABINET BASE
FIGURES 39a 39b, and 39c**

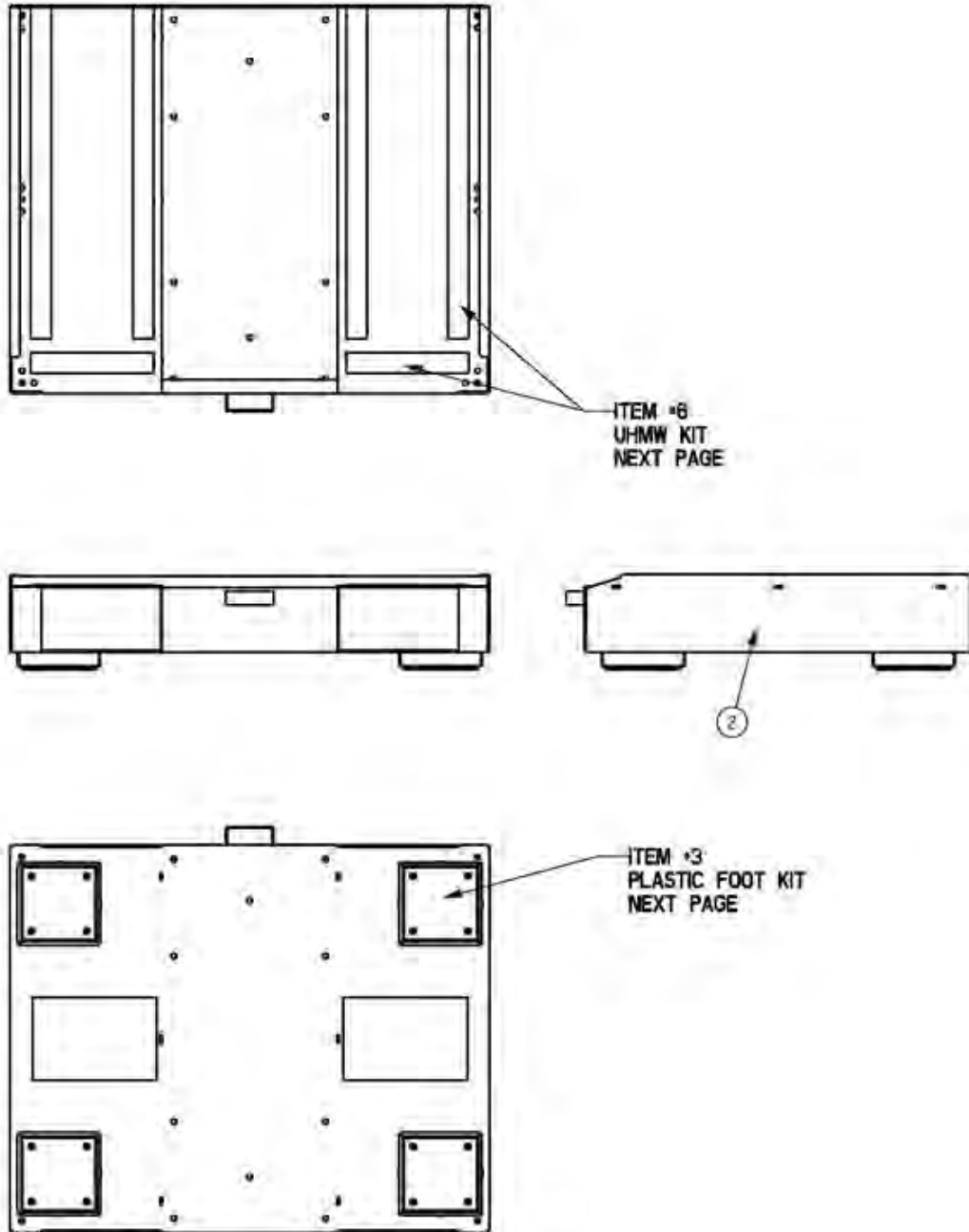
SCM CABINET BASE



DETAIL INFO ON NEXT PAGE

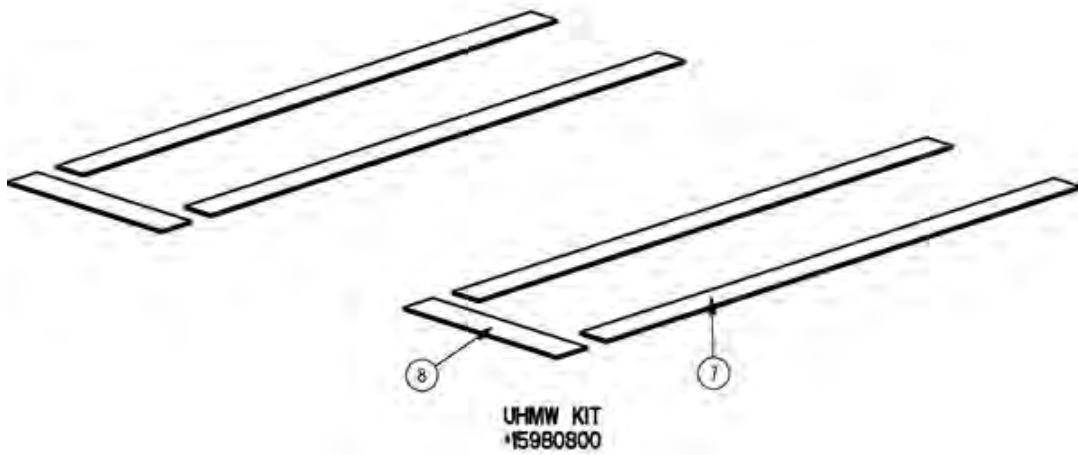
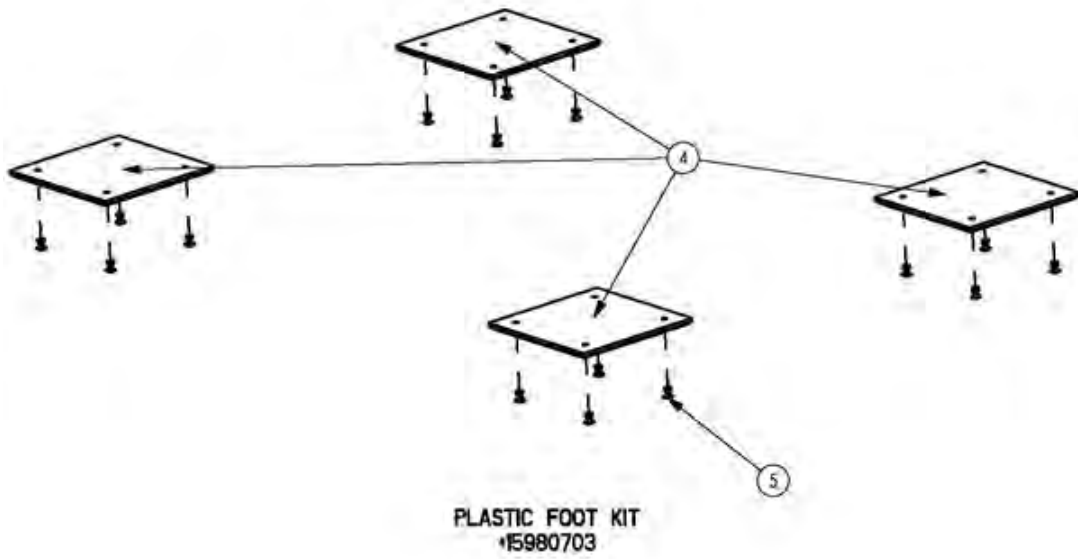
FIGURES 39a SCM CABINET BASE

SCM CABINET BASE



FIGURES 39b SCM CABINET BASE

SCM CABINET BASE



FIGURES 39c SCM CABINET BASE

**FIGURES 39a 39b, and 39c GROUP 08
SCM CABINET BASE**

ITEM	NSN	CAGE	PART NO.	DESCRIPTION	QTY
1	NOT ASSIGNED	INSG3	18000100-001/002	SCM BASE ASSEMBLY, GREEN/TAN	1
2	NOT ASSIGNED	INSG3	NOT ASSIGNED	BASE WELDMENT	1
3	NOT ASSIGNED	INSG3	15980703	PLASTIC FOOT KIT	1
4	NOT ASSIGNED	INSG3	NOT ASSIGNED	PLASTIC FOOT	4
5	NOT ASSIGNED	INSG3	NOT ASSIGNED	3/16 RIVET	16
6	NOT ASSIGNED	INSG3	15980800	UHMW KIT	1
7	NOT ASSIGNED	INSG3	NOT ASSIGNED	UHMW SLIDE TAPE VERTICAL, 24"	4
8	NOT ASSIGNED	INSG3	NOT ASSIGNED	UHMW SLIDE TAPE, 8-7/8"	2

END OF FIGURE 39a 39b, and 39c

END OF WORK PACKAGE

This page was intentionally left blank

This page was intentionally left blank

PARTS SUPPORTING INFORMATION

**FPU® SYSTEMS OPERATION MANUAL
(INCLUDING REPAIR PARTS & SPECIAL TOOL LIST)
SMALL CABINET MODULE (SCM)
BOH FPU Field Pack-up Units**

PART NUMBER INDEX

Part Number	Fig.	Item
15980700	36b	1
15980701	36b	5
15980702	36a	9
15980703	39c	3
15980705	36a	13
15980706	36c	16
15980800	39c	6
15980802	1	17
15980802	1	17
15980803	1	18
15980803	1	18
15980804	1	19
15980804	1	19
15980806	37b	3
15980806	37b	13
15980806	37d	3
15980806	36d	12
15980807	37c	25
15980807	37e	23
15980808	37e	6
15980808	37e	15
15980809	37e	19
15980818	37b	6
15980818	37b	16
15980819	37c	21
15980900	38a	1
15980901	38b	6

Part Number	Fig.	Item
15980902	38c	11
15980903	38d	16
15980904	38e	21
15980905	38f	26
15980920	38a	4
15980921	38b	9
15980801-001/002	36	20
15980802-001	1	8
15980802-001	3	7
15980802-001	3	16
15980802-001	4	7
15980802-001	4	16
15980802-001	5	6
15980802-001	5	15
15980802-001	6	8
15980802-001	6	17
15980802-001	7	7
15980802-001	7	16
15980802-001	8	7
15980802-001	8	16
15980802-001	9	7
15980802-001	9	16
15980802-001	10	6
15980802-001	10	15
15980802-001	11	8
15980802-001	11	18
15980802-001	12	7

Part Number	Fig.	Item
15980802-001	12	17
15980802-001	13	7
15980802-001	13	17
15980802-001	14	8
15980802-001	14	18
15980802-001	15	6
15980802-001	15	16
15980802-001	16	6
15980802-001	16	15
15980802-001	17	7
15980802-001	17	16
15980802-001	28	8
15980802-001	29	7
15980802-001	30	7
15980802-001	31	8
15980802-001	32	6
15980802-001	33	6
15980802-001	34	7
15980802-001/002	35a	1
15980802-002	1	8
15980802-002	3	7
15980802-002	3	16
15980802-002	4	7
15980802-002	4	16
15980802-002	5	6
15980802-002	5	15
15980802-002	6	8
15980802-002	6	17
15980802-002	7	7
15980802-002	7	16
15980802-002	8	7
15980802-002	8	16
15980802-002	9	7
15980802-002	9	16
15980802-002	10	6
15980802-002	10	15
15980802-002	11	8

Part Number	Fig.	Item
15980802-002	11	18
15980802-002	12	7
15980802-002	12	18
15980802-002	13	7
15980802-002	13	17
15980802-002	14	8
15980802-002	14	18
15980802-002	15	6
15980802-002	15	16
15980802-002	16	6
15980802-002	16	15
15980802-002	17	7
15980802-002	17	16
15980802-002	28	8
15980802-002	29	7
15980802-002	30	7
15980802-002	31	8
15980802-002	32	6
15980802-002	33	6
15980802-002	34	7
15980803-001	1	9
15980803-001	3	8
15980803-001	3	17
15980803-001	4	8
15980803-001	4	17
15980803-001	5	7
15980803-001	5	16
15980803-001	6	9
15980803-001	6	18
15980803-001	7	8
15980803-001	7	17
15980803-001	8	8
15980803-001	8	17
15980803-001	9	8
15980803-001	9	17
15980803-001	10	7
15980803-001	10	16

Part Number	Fig.	Item
15980803-001	11	9
15980803-001	11	19
15980803-001	12	8
15980803-001	12	18
15980803-001	13	8
15980803-001	13	18
15980803-001	14	9
15980803-001	14	19
15980803-001	15	7
15980803-001	15	17
15980803-001	16	7
15980803-001	16	16
15980803-001	17	8
15980803-001	17	17
15980803-001	28	9
15980803-001	29	8
15980803-001	30	8
15980803-001	31	9
15980803-001	32	7
15980803-001	33	7
15980803-001	34	8
15980803-001/002	35b	4
15980803-002	1	9
15980803-002	3	8
15980803-002	3	17
15980803-002	4	8
15980803-002	4	17
15980803-002	5	7
15980803-002	5	16
15980803-002	6	9
15980803-002	6	18
15980803-002	7	8
15980803-002	7	17
15980803-002	8	8
15980803-002	8	17
15980803-002	9	8
15980803-002	9	17

Part Number	Fig.	Item
15980803-002	10	7
15980803-002	10	16
15980803-002	11	9
15980803-002	11	19
15980803-002	12	8
15980803-002	12	19
15980803-002	13	8
15980803-002	13	18
15980803-002	14	9
15980803-002	14	19
15980803-002	15	7
15980803-002	15	17
15980803-002	16	7
15980803-002	16	16
15980803-002	17	8
15980803-002	17	17
15980803-002	28	9
15980803-002	29	8
15980803-002	30	8
15980803-002	31	9
15980803-002	32	7
15980803-002	33	7
15980803-002	34	8
15980804-001	1	10
15980804-001	3	9
15980804-001	3	18
15980804-001	4	9
15980804-001	4	18
15980804-001	5	8
15980804-001	5	17
15980804-001	6	10
15980804-001	6	19
15980804-001	7	9
15980804-001	7	18
15980804-001	8	9
15980804-001	8	18
15980804-001	9	9

Part Number	Fig.	Item
15980804-001	9	18
15980804-001	10	8
15980804-001	10	17
15980804-001	11	10
15980804-001	11	20
15980804-001	12	9
15980804-001	12	19
15980804-001	13	9
15980804-001	13	19
15980804-001	14	10
15980804-001	14	20
15980804-001	15	8
15980804-001	15	18
15980804-001	16	8
15980804-001	16	17
15980804-001	17	9
15980804-001	17	18
15980804-001	28	10
15980804-001	29	9
15980804-001	30	9
15980804-001	31	10
15980804-001	32	8
15980804-001	33	8
15980804-001	34	9
15980804-001/002	35c	12
15980804-002	1	10
15980804-002	3	9
15980804-002	3	18
15980804-002	4	9
15980804-002	4	18
15980804-002	5	8
15980804-002	5	17
15980804-002	6	10
15980804-002	6	19

Part Number	Fig.	Item
15980804-002	7	9
15980804-002	7	18
15980804-002	8	9
15980804-002	8	18
15980804-002	9	9
15980804-002	9	18
15980804-002	10	8
15980804-002	10	17
15980804-002	11	10
15980804-002	11	20
15980804-002	12	9
15980804-002	12	20
15980804-002	13	9
15980804-002	13	19
15980804-002	14	10
15980804-002	14	20
15980804-002	15	8
15980804-002	15	18
15980804-002	16	8
15980804-002	16	17
15980804-002	17	9
15980804-002	17	18
15980804-002	28	10
15980804-002	29	9
15980804-002	30	9
15980804-002	31	10
15980804-002	32	8
15980804-002	33	8
15980804-002	34	9
15980805-001/002	35c	9
15980820-001	37a	1
15980820-002	37a	11
15980821-001	37d	1
15980821-002	37d	10

Part Number	Fig.	Item
17000016-001	1	3
17000016-001	6	3
17000016-001	11	3
17000016-001	18	1
17000016-001	28	3
17000016-002	1	3
17000016-002	6	3
17000016-002	11	3
17000016-002	18	1
17000016-002	28	3
17000017-001	2	3
17000017-001	7	3
17000017-001	12	3
17000017-001	19	1
17000017-001	29	3
17000017-002	2	3
17000017-002	7	3
17000017-002	12	3
17000017-002	19	1
17000017-002	29	3
17000018-001	3	3
17000018-001	8	3
17000018-001	13	3
17000018-001	20	1
17000018-001	30	3
17000018-002	3	3
17000018-002	8	3
17000018-002	13	3
17000018-002	20	1
17000018-002	30	3
17000019-001	4	2
17000019-001	14	3
17000019-001	21	1
17000019-001	31	3

Part Number	Fig.	Item
17000019-002	4	2
17000019-002	14	3
17000019-002	21	1
17000019-002	31	3
17000020-001	5	3
17000020-001	10	3
17000020-001	15	3
17000020-001	16	3
17000020-001	22	1
17000020-001	23	1
17000020-001	32	3
17000020-001	33	3
17000020-002	5	3
17000020-002	10	3
17000020-002	15	3
17000020-002	16	3
17000020-002	22	1
17000020-002	23	1
17000020-002	32	3
17000020-002	33	3
17000021-001	1	14
17000021-001	2	8
17000021-001	3	13
17000021-001	4	13
17000021-001	5	12
17000021-001	6	14
17000021-001	17	3
17000021-001	17	12
17000021-001	24	1
17000021-001	25	1
17000021-001	34	3
17000021-002	1	14
17000021-002	2	8
17000021-001	2	8

Part Number	Fig.	Item
17000021-002	3	13
17000021-002	4	13
17000021-002	5	12
17000021-002	6	14
17000021-002	17	3
17000021-002	17	13
17000021-002	24	1
17000021-002	25	1
17000021-002	34	3
17000022-001	7	13
17000022-001	8	13
17000022-001	9	13
17000022-001	10	12
17000022-001	16	11
17000022-001	26	1
17000022-002	7	13
17000022-002	8	13
17000022-002	9	13
17000022-002	10	13
17000022-002	16	12
17000022-002	26	1
17000023-001	11	14
17000023-001	12	13
17000023-001	13	13
17000023-001	14	14
17000023-001	15	11
17000023-001	27	1
17000023-002	11	14
17000023-002	12	14
17000023-002	13	13
17000023-002	14	14
17000023-002	15	12
17000023-002	27	1
17000110-001	1	4

Part Number	Fig.	Item
17000110-001	3	4
17000110-001	4	3
17000110-001	5	4
17000110-001	6	4
17000110-001	7	4
17000110-001	8	4
17000110-001	9	3
17000110-001	10	4
17000110-001	11	4
17000110-001	12	4
17000110-001	13	4
17000110-001	14	4
17000110-001	15	4
17000110-001	16	4
17000110-001	17	4
17000110-001	18	2
17000110-001	19	2
17000110-001	20	2
17000110-001	21	2
17000110-001	22	2
17000110-001	23	2
17000110-001	24	2
17000110-001	28	4
17000110-001	29	4
17000110-001	30	4
17000110-001	31	4
17000110-001	32	4
17000110-001	33	4
17000110-001	34	4
17000110-002	1	4
17000110-002	3	4
17000110-002	4	3
17000110-002	5	4
17000110-002	6	4

Part Number	Fig.	Item
17000110-002	7	4
17000110-002	8	4
17000110-002	9	3
17000110-002	10	4
17000110-002	11	4
17000110-002	12	4
17000110-002	13	4
17000110-002	14	4
17000110-002	15	4
17000110-002	16	4
17000110-002	17	4
17000110-002	18	2
17000110-002	19	2
17000110-002	20	2
17000110-002	21	2
17000110-002	22	2
17000110-002	23	2
17000110-002	24	2
17000110-002	28	4
17000110-002	29	4
17000110-002	30	4
17000110-002	31	4
17000110-002	32	4
17000110-002	33	4
17000110-002	34	4
17000120-001	3	14
17000120-001	4	14
17000120-001	5	13
17000120-001	6	15
17000120-001	7	14
17000120-001	8	14
17000120-001	9	14
17000120-001	10	13
17000120-001	11	15

Part Number	Fig.	Item
17000120-001	12	14
17000120-001	13	14
17000120-001	14	15
17000120-001	15	12
17000120-001	16	12
17000120-001	17	14
17000120-001	25	2
17000120-001	26	2
17000120-001	27	2
17000120-002	3	14
17000120-002	4	14
17000120-002	5	13
17000120-002	6	15
17000120-002	7	14
17000120-002	8	14
17000120-002	9	14
17000120-002	10	14
17000120-002	11	15
17000120-002	12	15
17000120-002	13	14
17000120-002	14	15
17000120-002	15	13
17000120-002	16	13
17000120-002	17	14
17000120-002	25	2
17000120-002	26	2
17000120-002	27	2
17000165-001	1	12
17000165-001	2	5
17000165-001	3	11
17000165-001	4	11
17000165-001	5	10
17000165-001	6	12
17000165-001	7	10

Part Number	Fig.	Item
17000165-001	8	10
17000165-001	9	10
17000165-001	10	9
17000165-001	11	11
17000165-001	12	10
17000165-001	13	10
17000165-001	14	11
17000165-001	15	9
17000165-001	16	9
17000165-001	17	10
17000165-001	28	12
17000165-001	29	11
17000165-001	30	11
17000165-001	31	12
17000165-001	32	10
17000165-001	33	10
17000165-001	34	11
17000165-002	1	12
17000165-002	2	5
17000165-002	3	11
17000165-002	4	11
17000165-002	5	10
17000165-002	6	12
17000165-002	7	10
17000165-002	8	10
17000165-002	9	10
17000165-002	10	9
17000165-002	11	11
17000165-002	12	10
17000165-002	13	10
17000165-002	14	11
17000165-002	15	9
17000165-002	16	9
17000165-002	17	10

Part Number	Fig.	Item
17000165-002	28	12
17000165-002	29	11
17000165-002	30	11
17000165-002	31	12
17000165-002	32	10
17000165-002	33	10
17000165-002	34	11
17000170-001	1	21
17000170-001	2	10
17000170-001	3	20
17000170-001	4	20
17000170-001	5	19
17000170-001	6	21
17000170-001	7	19
17000170-001	8	19
17000170-001	9	19
17000170-001	10	18
17000170-001	11	21
17000170-001	12	20
17000170-001	13	20
17000170-001	14	21
17000170-001	15	19
17000170-001	16	18
17000170-001	17	19
17000170-002	1	21
17000170-002	2	10
17000170-002	3	20
17000170-002	4	20
17000170-002	5	19
17000170-002	6	21
17000170-002	7	19
17000170-002	8	19
17000170-002	9	19
17000170-002	10	18

Part Number	Fig.	Item
17000170-002	11	21
17000170-002	12	21
17000170-002	13	20
17000170-002	14	21
17000170-002	15	19
17000170-002	16	18
17000170-002	17	19
17000220-001	1	15
17000220-002	1	15
17000224-001	1	13
17000224-001	2	6
17000224-001	3	12
17000224-001	4	12
17000224-001	5	11
17000224-001	6	13
17000224-001	7	11
17000224-001	8	11
17000224-001	9	11
17000224-001	10	10
17000224-001	11	12
17000224-001	12	11
17000224-001	13	11
17000224-001	14	12
17000224-001	15	10
17000224-001	16	10
17000224-001	17	11
17000224-002	1	13
17000224-002	2	7
17000224-002	3	12
17000224-002	4	12
17000224-002	5	11
17000224-002	6	13
17000224-002	7	11
17000224-002	8	11

Part Number	Fig.	Item
17000224-002	9	11
17000224-002	10	10
17000224-002	11	12
17000224-002	12	11
17000224-002	13	11
17000224-002	14	12
17000224-002	15	10
17000224-002	16	10
17000224-002	17	11
17000349	1	11
17000349	2	4
17000349	3	10
17000349	4	10
17000349	5	9
17000349	6	11
17000349	7	12
17000349	8	12
17000349	9	12
17000349	10	11
17000349	11	13
17000349	12	12
17000349	13	12
17000349	14	13
17000349	15	11
17000349	16	11
17000349	17	12
17000349	28	11
17000349	29	10
17000349	30	10
17000349	31	11
17000349	32	9
17000349	33	9
17000349	34	10
17000351	1	20

Part Number	Fig.	Item
17000351	2	9
17000351	3	19
17000351	4	19
17000351	5	18
17000351	6	20
17000351	7	20
17000351	8	20
17000351	9	20
17000351	10	19
17000351	11	22
17000351	12	22
17000351	13	21
17000351	14	22
17000351	15	20
17000351	16	19
17000351	17	20
17000654-001	3	5
17000654-001	4	4
17000654-001	8	5
17000654-001	9	4
17000654-001	11	16
17000654-001	12	15
17000654-001	13	5
17000654-001	13	15
17000654-001	14	5
17000654-001	14	16
17000654-001	15	14
17000654-001	16	5
17000654-001	20	3
17000654-001	21	3
17000654-001	23	3
17000654-001	27	3
17000654-001	30	5
17000654-001	31	5

Part Number	Fig.	Item
17000654-001	33	5
17000654-002	3	5
17000654-002	4	4
17000654-002	8	5
17000654-002	9	4
17000654-002	11	16
17000654-002	12	16
17000654-002	13	5
17000654-002	13	15
17000654-002	14	5
17000654-002	14	16
17000654-002	15	14
17000654-002	16	5
17000654-002	20	3
17000654-002	21	3
17000654-002	23	3
17000654-002	27	3
17000654-002	30	5
17000654-002	31	5
17000654-002	33	5
17000655-001	1	5
17000655-001	6	5
17000655-001	6	16
17000655-001	7	5
17000655-001	7	15
17000655-001	8	15
17000655-001	9	15
17000655-001	11	5
17000655-001	12	5
17000655-001	16	14
17000655-001	18	3
17000655-001	19	3
17000655-001	26	3
17000655-001	28	5

Part Number	Fig.	Item
17000655-001	29	5
17000655-002	1	5
17000655-002	6	5
17000655-002	6	16
17000655-002	7	5
17000655-002	7	15
17000655-002	8	15
17000655-002	9	15
17000655-002	10	14
17000655-002	11	5
17000655-002	12	5
17000655-002	16	14
17000655-002	18	3
17000655-002	19	3
17000655-002	26	3
17000655-002	28	5
17000655-002	29	5
17000656-001	1	6
17000656-001	4	5
17000656-001	6	6
17000656-001	9	5
17000656-001	11	6
17000656-001	13	16
17000656-001	14	6
17000656-001	14	17
17000656-001	15	15
17000656-001	17	5
17000656-001	18	4
17000656-001	21	4
17000656-001	24	3
17000656-001	27	4
17000656-001	28	6
17000656-001	31	6
17000656-001	34	5

Part Number	Fig.	Item
17000656-002	1	6
17000656-002	4	5
17000656-002	6	6
17000656-002	9	5
17000656-002	11	6
17000656-002	13	16
17000656-002	14	6
17000656-002	14	17
17000656-002	15	15
17000656-002	17	5
17000656-002	18	4
17000656-002	21	4
17000656-002	24	3
17000656-002	27	4
17000656-002	28	6
17000656-002	31	6
17000656-002	34	5
17000657-001	1	7
17000657-001	6	7
17000657-001	11	7
17000657-001	18	5
17000657-001	28	7
17000657-002	1	7
17000657-002	6	7
17000657-002	11	7
17000657-002	18	5
17000657-002	28	7
17000658-001	1	16
17000658-001	3	15
17000658-001	4	6
17000658-001	4	15
17000658-001	5	5
17000658-001	5	14
17000658-001	7	6

Part Number	Fig.	Item
17000658-001	9	6
17000658-001	10	5
17000658-001	11	17
17000658-001	12	6
17000658-001	12	16
17000658-001	13	6
17000658-001	14	7
17000658-001	15	5
17000658-001	17	15
17000658-001	19	4
17000658-001	21	5
17000658-001	22	3
17000658-001	25	3
17000658-001	29	6
17000658-001	31	7
17000658-001	32	5
17000658-002	1	16
17000658-002	3	15
17000658-002	4	6
17000658-002	4	15
17000658-002	5	5
17000658-002	5	14
17000658-002	7	6
17000658-002	9	6
17000658-002	10	5
17000658-002	11	17
17000658-002	12	6
17000658-002	12	17
17000658-002	13	6
17000658-002	14	7
17000658-002	15	5
17000658-002	17	15
17000658-002	19	4
17000658-002	21	5

Part Number	Fig.	Item
17000658-002	22	3
17000658-002	25	3
17000658-002	29	6
17000658-002	31	7
17000658-002	32	5
17000659-001	3	6
17000659-001	8	6
17000659-001	17	6
17000659-001	20	4
17000659-001	24	4
17000659-001	30	6
17000659-001	34	6
17000659-002	3	6
17000659-002	8	6
17000659-002	17	6
17000659-002	20	4
17000659-002	24	4
17000659-002	30	6
17000659-002	34	6
18000001-001	1	1
18000001-001	28	1
18000001-002	1	1
18000001-002	28	1
18000002-001	2	1
18000002-001	29	1
18000002-002	29	1
18000003-001	3	1
18000003-001	30	1
18000003-002	3	1
18000003-002	30	1
18000004-001	4	1
18000004-001	31	1
18000004-002	4	1
18000004-002	31	1

Part Number	Fig.	Item
18000005-001	5	1
18000005-001	32	1
18000005-002	5	1
18000005-002	32	1
18000006-001	6	1
18000006-001	33	1
18000006-002	6	1
18000006-002	33	1
18000007-001	7	1
18000007-001	34	1
18000007-002	7	1
18000007-002	34	1
18000008-001	8	1
18000008-002	8	1
18000009-001	9	1
18000009-002	9	1
18000010-001	10	1
18000010-002	10	1
18000011-001	11	1
18000011-002	11	1
18000012-001	12	1
18000012-002	12	1
18000013-001	13	1
18000013-002	13	1
18000014-001	14	1
18000014-002	14	1
18000015-001	15	1
18000015-002	15	1
18000016-001	16	1
18000016-002	16	1
18000017-001	17	1
18000017-002	17	1
18000100-001	1	2
18000100-001	2	2

Part Number	Fig.	Item
18000100-001	3	2
18000100-001	5	2
18000100-001	6	2
18000100-001	7	2
18000100-001	8	2
18000100-001	9	2
18000100-001	10	2
18000100-001	11	2
18000100-001	12	2
18000100-001	13	2
18000100-001	14	2
18000100-001	15	2
18000100-001	16	2
18000100-001	17	2
18000100-001	28	2
18000100-001	29	2
18000100-001	30	2
18000100-001	31	2
18000100-001	32	2
18000100-001	33	2
18000100-001	34	2
18000100-002	1	2
18000100-002	2	2
18000100-002	3	2
18000100-002	5	2
18000100-002	6	2
18000100-002	7	2
18000100-002	8	2
18000100-002	9	2
18000100-002	10	2
18000100-002	11	2
18000100-002	12	2
18000100-002	13	2
18000100-002	14	2

Boh Environmental, LLC

MANUFACTURER'S LIMITED WARRANTY TERMS

Boh Environmental, LLC (BOH) warrants that the Products offered, including the Field Pack-Up (FPU®) System, Containerized Mission Systems, Module Kits, and Bare Base Equipment, shall be free from defects in materials and workmanship for a period of twelve (12) months from date of purchase when normally used, maintained and operated by the Customer. Unused Product containing missing or defective components may be returned, within the warranty period, with proof of purchase, to BOH with transportation charges prepaid. BOH, at its option, shall supply a replacement item(s) or refund the purchase price of the Product. BOH shall in its sole discretion determine whether to replace the defective item(s) with identical items, or with items of identical quality and providing identical performance and functional capabilities. BOH will determine, at its sole discretion, whether or not the claim is a valid warranty item. If so, BOH will pay costs (actual transportation plus handling charge) for shipping of the replacement item, when this option is selected.

This warranty is void if Products have been damaged by the Customer as the result of improper or unreasonable use, or other causes not arising out of defects in material or workmanship. The warranty is also void if the Product has at any time been stored or used other than in accordance with the directions set out in the literature relating to the Product (e.g., user/operation manuals). BOH makes no other warranty or representation concerning the Products except that each will meet the performance specifications set forth in the literature relating to the Product. There are no further warranties, including any warranty of merchantability or fitness for a particular purpose covering the Product.

BOH will, at its option, either (1) credit user in the amount paid for any Product which does not perform to these specifications, or (2) replace or repair such Product, provided user so notifies BOH within twelve (12) months of the Products purchase date. BOH shall not be responsible for any consequential damages to user arising as a result of such performance. The Customer will return the item at their cost, if required. Boh may elect to have its representative inspect the item to validate the claim.

Other product components included in the fabrication of items purchased under contract (e.g., air conditioners and generators) that are not manufactured by Boh Environmental are warranted by their individual manufacturer. Copies of such warranties are supplied with the finished Product or are available through BOH.

Please contact BOH for other contract specific warranty terms

This page was intentionally left blank

THE METRIC SYSTEM AND EQUIVALENTS

Linear Measure

1 centimeter = 10 millimeters = .39 inch

1 decimeter = 10 centimeters = 3.94 inches

1 meter = 10 decimeters = 39.37 inches

1 decameter = 10 meters = 32.8 feet

1 hectometer = 10 decameters = 328.08 feet

1 kilometer = 10 hectometers = 3,280.8 feet

Liquid Measure

1 centiliter = 10 milliliters = .34 fl. ounce

1 deciliter = 10 centiliters = 3.38 fl. ounces

1 liter = 10 deciliters = 33.81 fl. ounces

1 deciliter = 10 liters = 2.64 gallons

1 hectoliter = 10 deciliters = 26.42 gallons

1 kiloliter = 10 hectoliters = 264.18 gallons

Weights

1 centigram = 10 milligrams = .15 grain

1 decigram = 10 centigrams = 1.54 grains

1 gram = 10 decigrams = .035 ounce

1 dekagram = 10 grams = .35 ounce

1 hectogram = 10 dekagrams = 3.52 ounces

1 kilogram = 10 hectograms = 2.2 pounds

1 quintal = 100 kilograms = 220.46 pounds

1 metric ton = 10 quintals = 1.1 short tons

Square Measure

1 sq. centimeter = 100 sq. millimeters = .155 sq. inch

1 sq. decimeter = 100 sq. centimeters = 15.5 sq. inches

1 sq. meter (centare) = 100 sq. decimeters = 10.76 sq. feet

1 sq. decameter (are) = 100 sq. meters = 1,076.4 sq. feet

1 sq. hectometer (hectare) = 100 sq. decameters = 2.47 acres

1 sq. kilometer = 100 sq. hectometers = .386 sq. mile

Cubic Measure

1 cu. centimeter = 1000 cu. millimeters = .06 cu. inch

1 cu. decimeter = 1000 cu. centimeters = 61.02 cu. inches

1 cu. meter = 1000 cu. decimeters = 35.31 feet

Approximate Conversion Factors

To change	To	Multiply by	To change	To	Multiply by
Inches	centimeters	2.540	ounce-inches	Newton-meters	0.007062
feet	meters	0.305	centimeters	inches	0.394
yards	meters	0.914	meters	feet	3.280
miles	kilometers	1.609	meters	yards	1.094
square inches	square centimeters	6.451	kilometers	miles	0.621
square feet	square meters	0.093	square centimeters	square inches	0.155
square yards	square meters	0.836	square meters	square feet	10.764
square miles	square kilometers	2.590	square meters	square yards	1.196
acres	square hectometers	0.405	square kilometers	square miles	0.386
cubic feet	cubic meters	0.028	square hectometers	acres	2.471
cubic yards	cubic meters	0.765	cubic meters	cubic feet	35.315
fluid ounces	milliliters	29.573	cubic meters	cubic yards	1.308
pints	liters	0.473	milliliters	fluid ounces	0.034
quarts	liters	0.946	liters	pints	2.113
gallons	liters	3.785	liters	quarts	1.057
ounces	grams	28.349	liters	gallons	0.264
pounds	kilograms	0.454	grams	ounces	0.035
short tons	metric tons	0.907	kilograms	pounds	2.205
pound-feet	Newton-meters	1.356	metric tons	short tons	1.102
pound-inches	Newton -meters	0.11296			

Temperature (Exact)

$\frac{5}{9} (\text{after subtracting } 32)$

_F Fahrenheit temperature Celsius temperature _C