

**FPU® SYSTEMS OPERATION MANUAL
(INCLUDING REPAIR PARTS & SPECIAL TOOL LIST)
LIGHT EXPEDITIONARY MODULE (LEM)
BOH FPU Field Pack-up Units**

CHAPTER 6

PARTS SUPPORTING INFORMATION

This page was intentionally left blank

PARTS SUPPORTING INFORMATION**FPU® SYSTEMS OPERATION MANUAL
(INCLUDING REPAIR PARTS & SPECIAL TOOL LIST)
LIGHT EXPEDITIONARY MODULE (LEM)
BOH FPU Field Pack-up Units****INTRODUCTION TO MAINTENANCE ALLOCATION CHART (MAC)**

INTRODUCTION**BOH Environmental LLC Recommended MAC**

This introduction provides a general explanation of all maintenance and repair functions authorized at various maintenance levels under the standard Army Maintenance System concept.

The MAC (WP 0031 00), immediately following the introduction designates overall authority and responsibility for the performance of maintenance functions on the LEM. The application of the maintenance functions to the LEM shall be consistent with the capacities and capabilities of the designated maintenance levels, which are shown on the MAC in column (4) as:

Unit – includes two sub columns, C (operator/crew) and O (unit) maintenance.

Direct Support – includes an F sub column.

General Support – includes an H sub column.

Depot – includes a D sub column.

Maintenance Functions

Maintenance functions are limited to and defined as follows:

1. **Inspect:** To determine the serviceability of an item by comparing its physical and mechanical characteristics with established standards through examination (e.g., by sight, sound, or feel). This includes scheduled inspections.
2. **Test:** To verify serviceability by measuring the mechanical characteristics of an item and comparing those characteristics with prescribed standards on a scheduled basis, i.e., load testing of lift devices and hydrostatic testing of pressure hoses.
3. **Service:** Operations required periodically to keep an item in proper operating condition; e.g., to clean (includes decontaminate, when required), to preserve, to drain, to paint, or to replenish fuel, lubricants, chemical fluids, or gases.
4. **Adjust:** To maintain or regulate, within prescribed limits, by bringing into proper position, or by setting the operating characteristics to specific parameters.
5. **Align:** To adjust specified variable elements of an item to bring about optimum or desired performance.
6. **Calibrate:** To determine and cause corrections to be made or to be adjusted on instruments of test, measuring, and diagnostic equipment used in precision measurement. Consists of comparisons of two instruments, one of which is a certified standard of known accuracy, to detect and adjust any discrepancy in the accuracy of the instrument being compared.

7. Remove/Install: To remove and install the same item when required to perform service or other maintenance functions. Install may be the act of emplacing, seating, or fixing into position a spare, repair part, or module (component or assembly) in a manner to allow the proper functioning of an equipment or system.
8. Replace: To remove an unserviceable item and install a serviceable counterpart in its place. "Replace" is authorized by the MAC and assigned maintenance level is shown as the third position code of the Source, Maintenance and Recoverability (SMR) code.
9. Repair: The application of maintenance services, including fault location-Troubleshooting, removal/installation, disassembly/assembly procedures, and maintenance actions to identify troubles and restore serviceability to an item by correcting specific damage, fault, malfunction, or failure in a part, subassembly, module (component or assembly), end item, or system.

NOTE

The following definitions are applicable to the "REPAIR" maintenance functions of Service, Inspect, Test, Adjust, Align, Calibrate, and/or Replace:

Fault location-Troubleshooting – The process of investigating and detecting the cause of equipment malfunctioning; the act of isolating a fault within a system or Unit Under Test (UUT).

Disassembly/Assembly – The step-by-step breakdown (taking apart) of a spare/functional group coded item to the level of its least component, that is assigned an SMR code for the level of maintenance under consideration (i.e., identified as maintenance significant).

Actions – Welding, grinding, riveting, straightening, facing, machining, and/or resurfacing.

10. Overhaul: That maintenance effort (service/action) prescribed to restore an item to a completely serviceable/operational condition as required by maintenance standards in appropriate technical publications. Overhaul is normally the highest degree of maintenance performed by the Army. Overhaul does not normally return an item to like new condition.
11. Rebuild: Consists of those services/actions necessary for the restoration of unserviceable equipment to a like new condition in accordance with original manufacturing standards. Rebuild is the highest degree of materiel maintenance applied to Army equipment. The rebuild operation includes the act of returning to zero those age measurements (e.g., hours/miles) considered in classifying Army equipment/components.

Explanation of Columns in the MAC

Column (1) – Group Number. Column (1) lists Functional Group Code (FGC) numbers, the purpose of which is to identify maintenance significant components, assemblies, subassemblies, and modules with the Next Higher Assembly (NHA).

Column (2) – Component/Assembly. Column (2) contains the item names of components, assemblies, subassemblies, and modules for which maintenance is authorized.

Column (3) – Maintenance Function. Column (3) lists the functions to be performed on the item listed in column (2). (For a detailed explanation of these functions refer to "Maintenance Functions" outlined above).

Column (4) – Maintenance Level. Column (4) specifies each level of maintenance authorized to perform each function listed in column (3), by indicating work time required (expressed as man-hours in whole hours or decimals) in the appropriate sub column. This work time figure represents the active time required to perform that maintenance function at the indicated level of maintenance. If the number or complexity of the tasks within the listed maintenance function varies at different maintenance levels, appropriate work time figures are to be shown for each level. The work time figure represents the average time required to restore an item (assembly, subassembly, component, module, end item, or system) to a serviceable condition under typical field operating conditions. This time includes preparation time (including any necessary disassembly/assembly time), troubleshooting/fault location time, and quality assurance time in addition to the time required to perform the specific tasks identified for the maintenance functions authorized in the MAC. The symbol designations for the various maintenance levels are as follows:

- **C – Operator or crew maintenance**
- **O– Unit maintenance**
- **F – Direct Support maintenance**
- **L – Specialized repair activity (SRA)**
- **H – General support maintenance**
- **K – Commercial depot maintenance**

NOTE

The "L" maintenance level is not included in column (4) of the MAC. Functions to this level of maintenance are identified by a work time figure in the "H" column of column (4), and an associated reference code is used in the REMARKS column (6). This code is keyed to the remarks and the SRA complete repair application is explained there.

Column (5) – Tools and Equipment Reference Code. Column (5) specifies, by code, those common tool sets (not individual tools), common Test, Measurement and Diagnostic Equipment (TMDE), and special tools, special TMDE and special support equipment required to perform the designated function. codes are keyed to the entries in the tools and test equipment table.

Column (6) – Remarks Code. When applicable, this column contains a letter code, in alphabetical order, which is keyed to the remarks table entries.

END OF WORK PACKAGE

This page was intentionally left blank

PARTS SUPPORTING INFORMATION
FPU® SYSTEMS OPERATION MANUAL
(INCLUDING REPAIR PARTS & SPECIAL TOOL LIST)
LIGHT EXPEDITIONARY MODULE (LEM)
BOH FPU Field Pack-up Units

MAINTENANCE ALLOCATION CHART (MAC)

(1)	(2)	(3)	(4)				(5)	(1)	
Group Number	Component/Assembly	Maintenance Function	Maintenance Level				Tools and Equipment Ref Code	Group Number	
			Unit		Direct Support				
			C	O					
00	LEM Module System				00				
01	LEM 70" Modules #01 through #15	INSPECT	0.1	0.1	01				
		SERVICE		0.2					
		REPLACE		1					
02	LEM 30" and 18" Cabinets	INSPECT	0.1	0.1	02				
		SERVICE		0.2					
		ALIGN		0.5					
		REPLACE		1					
		REPAIR			2				
03	LEM Cage	INSPECT	0.1	0.1	01				
		SERVICE		0.2					
		REPLACE		1					
		REPAIR			1				
04	LEM 36 " Modules #01 through #05	INSPECT	0.1	0.1	03				
		SERVICE		0.2					
		ALIGN		0.5					
		REPLACE		1					
		REPAIR			2				
05	LEM Hull Assemblies	INSPECT	0.1	0.1					
		SERVICE		0.2					
		ALIGN	0.5	0.5					
		REPLACE	0.2						
		REPAIR	0.2		1				

(1) Group Number	(2) Component/Assembly	(3) Maintenance Function	(4) Maintenance Level					(5) Tools and Equipment Ref Code	(6) Remarks
			Unit		Direct Support	General Support	Depot		
			C	O	F	H	D		
06	LEM Hull Accessories	INSPECT	0.1	0.1					
		SERVICE		0.2					
		ALIGN	0.5	0.5					
		REPLACE	0.2						
		REPAIR	0.2		1				
07	Drawer Assemblies	INSPECT	0.1	0.1					
		SERVICE		0.1					
		ALIGN		0.5					
		REPLACE		0.5					
		REPAIR			1				
08	Drawer Dividers	INSPECT	0.1	0.1					
		REPLACE		0.1					
09	LEM Cabinet Base and Twist Lock	INSPECT	0.1	0.1					
		SERVICE		0.2					
		REPLACE			2				
		REPAIR			2				
010	LEM Mounting Plates	INSPECT	0.1	0.1					
		REPLACE			2				
		REPAIR			2				
END OF TABLE									

END OF WORK PACKAGE

PARTS SUPPORTING INFORMATION

FPU® SYSTEMS OPERATION MANUAL (INCLUDING REPAIR PARTS & SPECIAL TOOL LIST) LIGHT EXPEDITIONARY MODULE (LEM) BOH FPU Field Pack-up Units

INTRODUCTION TO REPAIR PARTS & SPECIAL TOOL LIST

INTRODUCTION

SCOPE

This Repair Parts & Special Tools List (RPSTL) lists and authorizes spares and repair parts; special tools; special test, measurement, and diagnostic equipment (TMDE); and other special support equipment required for performance of Operator, Unit, and Direct Support maintenance of the Parts Drawer Module system (LEM). It authorizes the requisitioning, issue, and disposition of spares, repair parts, and special tools as indicated by the Source, Maintenance, and Recoverability (SMR) codes.

GENERAL

In addition to the introduction work package, this RPSTL is divided into the following work packages:

1. **Repair Parts List Work Packages.** Work packages containing lists of spares and repair parts authorized by this RPSTL for use in the performance of maintenance. These work packages also include parts which must be removed for replacement of the authorized parts. Parts lists are composed of functional groups in ascending alphanumeric sequence, with the parts in each group listed in ascending figure and item number sequence. Sending units, brackets, filters, and bolts are listed with the component they mount on. Bulk materials are listed by item name in FIG. Repair parts kits are listed separately in their own functional group and work package. Repair parts for reparable special tools are also listed in a separate work package. Items listed are shown on the associated illustrations.
2. **Cross-Reference Indexes Work Packages.** There are two cross-reference index work packages in this RPSTL: the National Stock Number (NSN) Index work package and the Part Number (P/N) Index work package. The National Stock Number Index work package refers you to the figure and item number. The Part Number Index work package refers you to the figure and item number.

EXPLANATION OF COLUMNS IN THE REPAIR PARTS LIST

ITEM NO. (Column (1)). Indicates the number used to identify items called out in the illustration.
NSN (Column (2)). The NSN for the item is listed in this column.

CAGEC (Column (3)). The Commercial and Government Entity Code (CAGEC) is a five-digit code which is used to identify the manufacturer, distributor, or Government agency/activity that supplies the item.

PART NUMBER (Column (4)). Indicates the primary number used by the manufacturer (individual, company, firm, corporation, or Government activity), which controls the design and characteristics of the item by means of its engineering drawings, specifications, standards, and inspection requirements to identify an item or range of items.

NOTE

When you use an NSN to requisition an item, the item you receive may have a different P/N from the number listed.

DESCRIPTION AND USABLE ON CODE (UOC)

(Column (5)). This column includes the following information:

The ITEM/Assembly Progression (.Item or Assembly, ..Next Lower Item, ...Next Lower Item)

1. The federal item name, and when required a minimum description to identify the item.
2. P/Ns of bulk materials are referenced in this column in the line entry to be manufactured or fabricated.
3. Hardness Critical Item (HCI). A support item that provides the equipment with special protection from electromagnetic pulse (EMP) damage during a nuclear attack.
4. The statement END OF FIGURE appears just below the last item description in column (6) for a given figure in both the repair parts list and special tools list work packages.

QTY (Column (6)). The QTY (quantity per figure) column indicates the quantity of the item used in the breakout shown on the illustration/figure, which is prepared for a functional group, sub-functional group, or an assembly. A "AR (as required)" appearing in this column instead of a quantity indicates that the quantity is variable and quantity may change from application to application.

EXPLANATION OF CROSS-REFERENCE INDEX WORK PACKAGES FORMAT AND COLUMNS.

1. National Stock Number (NSN) Index Work Package.

STOCK NUMBER Column. This column lists the NSN in National Item Identification Number (NIIN) sequence. The NIIN consists of the last nine digits of the NSN.

NSN
(e.g., 5385-01-574-1476)

When using this column to locate an item, ignore the first four digits of the NSN. However, the complete NSN should be used when ordering items by stock number.

FIG. Column. This column lists the number of the figure where the item is identified/located. The figures are in numerical order in the repair parts list and special tools list work packages.

ITEM Column. The item number identifies the item associated with the figure listed in the adjacent FIG. Column. This item is also identified by the NSN listed on the same line.

2. **Part Number (P/N) Index Work Package.** P/Ns in this index are listed in ascending alphanumeric sequence (vertical AIDS of letter and number combinations which places the first letter or digit of each group in order A through Z, followed by the numbers 0 through 9 and each following letter or digit in like order).

PART NUMBER Column. Indicates the P/N assigned to the item.

FIG. Column. This column lists the number of the figure where the item is identified/located in the repair parts list and special tools list work packages.

ITEM Column. The item number is the number assigned to the item as it appears in the figure referenced in the adjacent figure number column.

SPECIAL INFORMATION

UOC. The UOC appears in the lower left corner of the Description Column heading. Usable On Codes are shown as "UOC: . . ." in the Description Column (justified left) on the first line under the applicable item/nomenclature. Non coded items are applicable to all models. Identification of the UOCs used in this RPSTL are not applicable.

Fabrication Instructions. Bulk materiel required to manufacture items are listed in the bulk materiel functional group of this RPSTL. Part numbers for bulk materiel are also referenced in the Description Column of the line item entry for the item to be manufactured/fabricated. Detailed fabrication instructions for items source Coded to be manufactured or fabricated are found in: Not Applicable.

Index Numbers. Items which have the word BULK in the figure column will have an index number shown in the item number column. This index number is a cross-reference between the NSN and P/N index work packages and the bulk materiel list in the repair parts list work package.

Illustrations List. The illustrations in this RPSTL contain unit and direct support authorized items. The tabular list in the repair parts list work package contains only those parts coded "O" and "F" in the third position of the SMR code; therefore, there may be a break in the item number sequence.

HOW TO LOCATE REPAIR PARTS

A. When NSNs or P/Ns Are Not Known.

1. Using the table of contents, determine the assembly group to which the item belongs. This is necessary since figures are prepared for assembly groups and subassembly groups, and lists are divided into the same groups.
2. Find the figure covering the functional group or the sub functional group to which the item belongs.
3. Identify the item on the figure and note the number(s).
4. Look in the repair parts list work packages for the figure and item numbers. The NSNs and part numbers are on the same line as the associated item numbers.

B. When NSN Is Known.

1. If you have the NSN, look in the STOCK NUMBER column of the NSN index work package. The NSN is arranged in NIIN sequence. Note the figure and item number next to the NSN.
2. Turn to the figure and locate the item number. Verify that the item is the one you are looking for.

C. When the P/N Is Known.


1. If you have the P/N and not the NSN, look in the PART NUMBER column of the P/N index work package. Identify the figure and item number.
2. Look up the item in the figure of the applicable repair parts list work package.

END OF WORK PACKAGE

PARTS SUPPORTING INFORMATION

**FPU® SYSTEMS OPERATION MANUAL
(INCLUDING REPAIR PARTS & SPECIAL TOOL LIST)
LIGHT EXPEDITIONARY MODULE (LEM)
BOH FPU Field Pack-up Units**

LEM MODULE SYSTEM



**LEM 70" MODULAR SYSTEMS
FIGURES 1 THROUGH 15**

BOH FPU 70" LEM CONFIGURATION #1

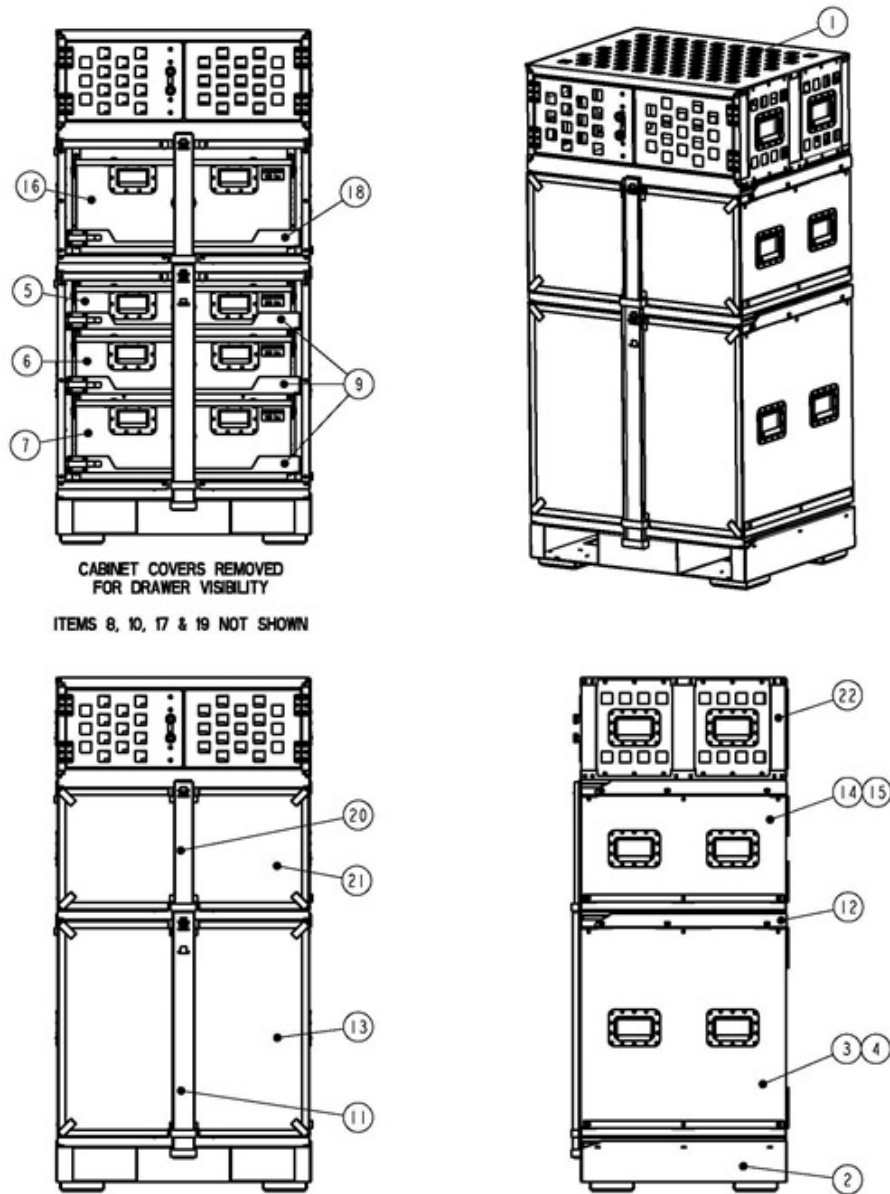


FIGURE 01 BOH FPU 70" LEM CONFIGURATION #1

**FIGURE 01 GROUP 01
BOH FPU 70" LEM CONFIGURATION #1**

ITEM	NSN	CAGE	PART NO.	DESCRIPTION	QTY
1	PENDING	INSG3	17000001-003	.BOH FPU LIGHT EXPEDITIONARY MODULE 70 CONFIG #1 - GRAY	1
2	NOT ASSIGNED	INSG3	17000100-003	..LEM BASE ASSEMBLY, GRAY	1
3	NOT ASSIGNED	INSG3	17000016-003	..30" CABINET CONFIGURATION #1A - GRAY	1
4	NOT ASSIGNED	INSG3	17000110-003	...30" HULL ASSEMBLY, GRAY	1
5	NOT ASSIGNED	INSG3	17000655-003	...DRAWER ASSEMBLY 6", GRAY	1
6	NOT ASSIGNED	INSG3	17000656-003	...DRAWER ASSEMBLY 8", GRAY	1
7	NOT ASSIGNED	INSG3	17000657-003	...DRAWER ASSEMBLY 10", GRAY	1
8	NOT ASSIGNED	INSG3	15980802-003	...DRAWER RETAINER KIT, GRAY	3
9	NOT ASSIGNED	INSG3	15980803-003	...DRAWER TRAY KIT, GRAY	3
10	NOT ASSIGNED	INSG3	15980804-003	...SLIDE KIT, GRAY	3
11	NOT ASSIGNED	INSG3	17000157-003	..SECURITY BAR, 30" LOW PROFILE, GRAY	1
12	NOT ASSIGNED	INSG3	17000224-003	..BEZEL, GRAY	1
13	NOT ASSIGNED	INSG3	17000243	..LEM CABINET COVER, 30", BLACK	1
14	NOT ASSIGNED	INSG3	17000021-003	..18" CABINET CONFIGURATION #1B - GRAY	1
15	NOT ASSIGNED	INSG3	17000120-003	...18" HULL ASSEMBLY, GRAY	1
16	NOT ASSIGNED	INSG3	17000658-003	...DRAWER ASSEMBLY 12", GRAY	1
17	NOT ASSIGNED	INSG3	17000802-003	...DRAWER RETAINER KIT, GRAY	1
18	NOT ASSIGNED	INSG3	15980803-003	...DRAWER TRAY KIT, GRAY	1
19	NOT ASSIGNED	INSG3	15980804-003	...SLIDE KIT, GRAY	1
20	NOT ASSIGNED	INSG3	17000159-003	..SECURITY BAR, 18" LOW PROFILE, GRAY	1
21	NOT ASSIGNED	INSG3	17000246	..LEM CABINET COVER 18", BLACK	1
22	NOT ASSIGNED	INSG3	17000130-003	..CAGE ASSEMBLY, GRAY	1

END OF FIGURE 01

BOH FPU 70" LEM CONFIGURATION #2

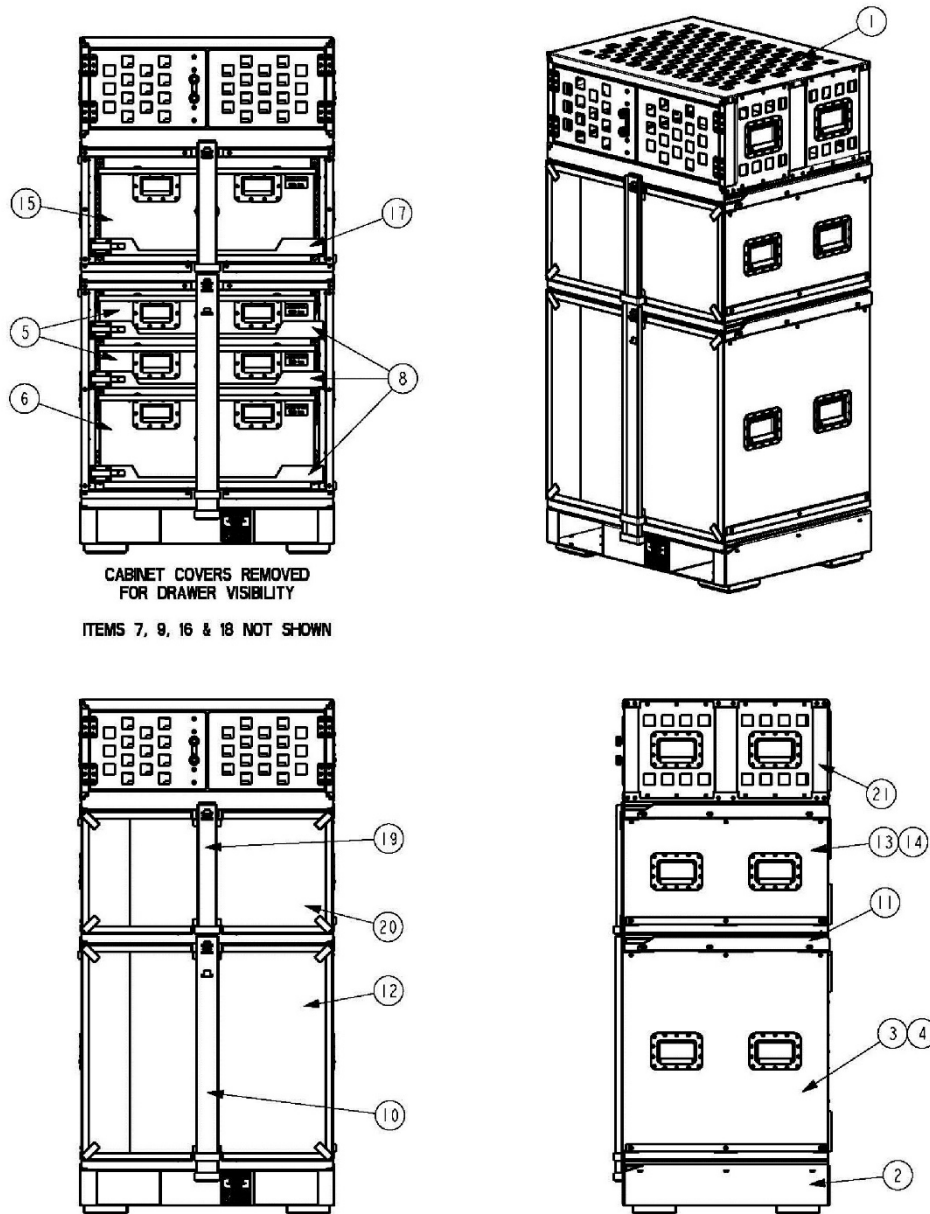


FIGURE 02 BOH FPU 70" LEM CONFIGURATION #2

**FIGURE 02 GROUP 01
BOH FPU 70" LEM CONFIGURATION #2**

ITEM	NSN	CAGE	PART NO.	DESCRIPTION	QTY
1	8145-01-611-3863	INSG3	17000002-003	.BOH FPU LIGHT EXPEDITIONARY MODULE 70 CONFIG #2 - GRAY	1
2	NOT ASSIGNED	INSG3	17000100-003	..LEM BASE ASSEMBLY, GRAY	1
3	NOT ASSIGNED	INSG3	17000017-003	..30" CABINET CONFIGURATION #2A - GRAY	1
4	NOT ASSIGNED	INSG3	17000110-003	...30" HULL ASSEMBLY, GRAY	1
5	NOT ASSIGNED	INSG3	17000655-003	...DRAWER ASSEMBLY 6", GRAY	2
6	NOT ASSIGNED	INSG3	17000658-003	...DRAWER ASSEMBLY 12", GRAY	1
7	NOT ASSIGNED	INSG3	15980802-003	...DRAWER RETAINER KIT, GRAY	3
8	NOT ASSIGNED	INSG3	15980803-003	...DRAWER TRAY KIT, GRAY	3
9	NOT ASSIGNED	INSG3	15980804-003	...SLIDE KIT, GRAY	3
10	NOT ASSIGNED	INSG3	17000157-003	..3G BAR, 30" LOW PROFILE, GRAY	1
11	NOT ASSIGNED	INSG3	17000224-003	..BEZEL, GRAY	1
12	NOT ASSIGNED	INSG3	17000243	..LEM CABINET COVER, 30", BLACK	1
13	NOT ASSIGNED	INSG3	17000021-003	..18" CABINET CONFIGURATION #1B - GRAY	1
14	NOT ASSIGNED	INSG3	17000120-003	...18" HULL ASSEMBLY, GRAY	1
15	NOT ASSIGNED	INSG3	17000658-003	...DRAWER ASSEMBLY 12", GRAY	1
16	NOT ASSIGNED	INSG3	17000802-003	...DRAWER RETAINER KIT, GRAY	1
17	NOT ASSIGNED	INSG3	15980803-003	...DRAWER TRAY KIT, GRAY	1
18	NOT ASSIGNED	INSG3	15980804-003	...SLIDE KIT, GRAY	1
19	NOT ASSIGNED	INSG3	17000159-003	..3G BAR, 18" LOW PROFILE, GRAY	1
20	NOT ASSIGNED	INSG3	17000246	..LEM CABINET COVER 18", BLACK	1
21	NOT ASSIGNED	INSG3	17000130-003	..CAGE ASSEMBLY, GRAY	1

END OF FIGURE 02

BOH FPU 70" LEM CONFIGURATION #3

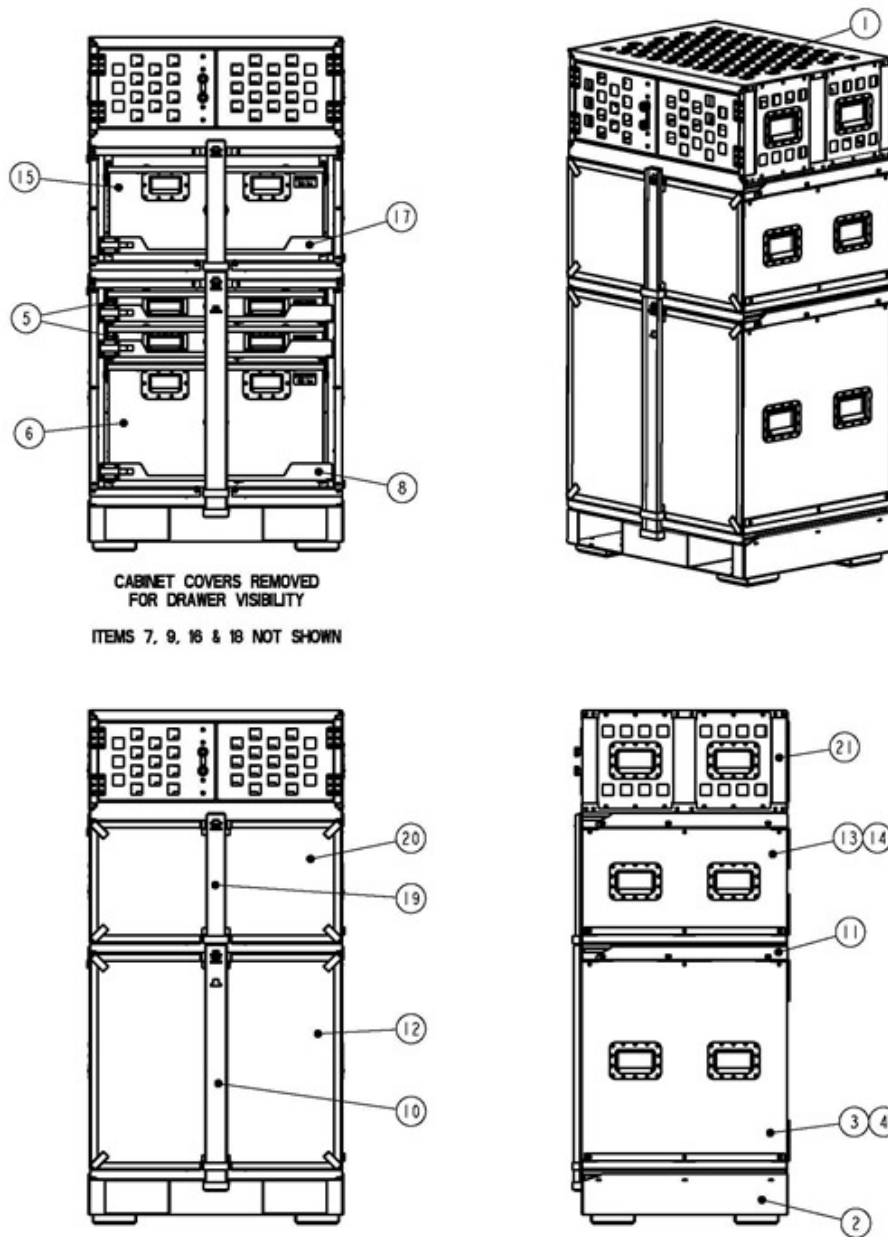


FIGURE 03 BOH FPU 70" LEM CONFIGURATION #3

**FIGURE 03 GROUP 01
BOH FPU 70" LEM CONFIGURATION #3**

ITEM	NSN	CAGE	PART NO.	DESCRIPTION	QTY
1	PENDING	INSG3	17000003-003	.BOH FPU LIGHT EXPEDITIONARY MODULE 70 CONFIG #3 - GRAY	1
2	NOT ASSIGNED	INSG3	17000100-003	..LEM BASE ASSEMBLY, GRAY	1
3	NOT ASSIGNED	INSG3	17000018-003	..30" CABINET CONFIGURATION #3A - GRAY	1
4	NOT ASSIGNED	INSG3	17000110-003	...30" HULL ASSEMBLY, GRAY	1
5	NOT ASSIGNED	INSG3	17000654-003	...DRAWER ASSEMBLY 4", GRAY	2
6	NOT ASSIGNED	INSG3	17000659-003	...DRAWER ASSEMBLY 16", GRAY	1
7	NOT ASSIGNED	INSG3	15980802-003	...DRAWER RETAINER KIT, GRAY	3
8	NOT ASSIGNED	INSG3	15980803-003	...DRAWER TRAY KIT, GRAY	3
9	NOT ASSIGNED	INSG3	15980804-003	...SLIDE KIT, GRAY	3
10	NOT ASSIGNED	INSG3	17000157-003	..SECURITY BAR, 30" LOW PROFILE, GRAY	1
11	NOT ASSIGNED	INSG3	17000224-003	..BEZEL, GRAY	1
12	NOT ASSIGNED	INSG3	17000243	..LEM CABINET COVER, 30", BLACK	1
13	NOT ASSIGNED	INSG3	17000021-003	..18" CABINET CONFIGURATION #1B - GRAY	1
14	NOT ASSIGNED	INSG3	17000120-003	...18" HULL ASSEMBLY, GRAY	1
15	NOT ASSIGNED	INSG3	17000658-003	...DRAWER ASSEMBLY 12", GRAY	1
16	NOT ASSIGNED	INSG3	17000802-003	...DRAWER RETAINER KIT, GRAY	1
17	NOT ASSIGNED	INSG3	15980803-003	...DRAWER TRAY KIT, GRAY	1
18	NOT ASSIGNED	INSG3	15980804-003	...SLIDE KIT, GRAY	1
19	NOT ASSIGNED	INSG3	17000159-003	..SECURITY BAR, 18" LOW PROFILE, GRAY	1
20	NOT ASSIGNED	INSG3	17000246	..LEM CABINET COVER 18", BLACK	1
21	NOT ASSIGNED	INSG3	17000130-003	..CAGE ASSEMBLY, GRAY	1

END OF FIGURE 03

BOH FPU 70" LEM CONFIGURATION #4

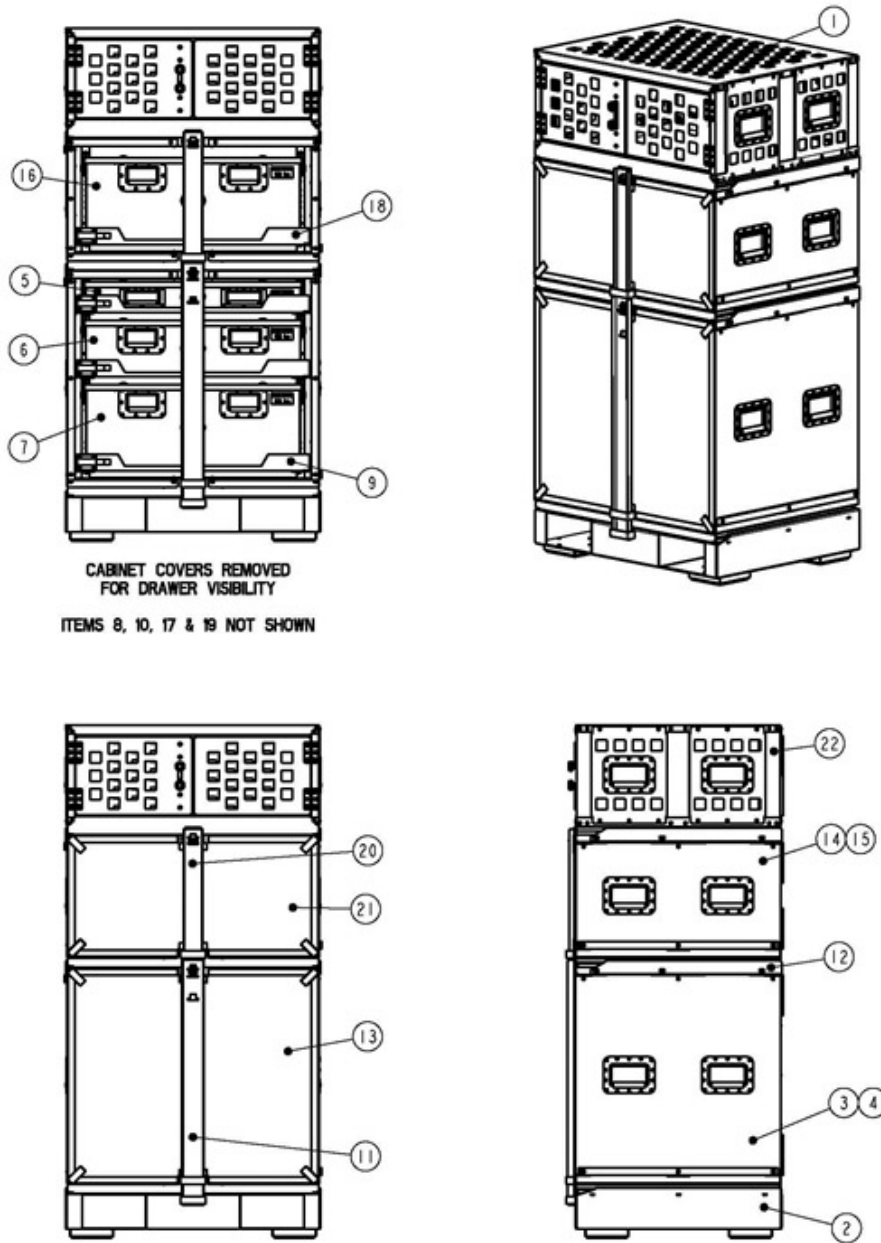


FIGURE 04 BOH FPU 70"LEM CONFIGURATION #4

**FIGURE 04 GROUP 01
BOH FPU 70" LEM CONFIGURATION #4**

ITEM	NSN	CAGE	PART NO.	DESCRIPTION	QTY
1	8145-01-611-3861	INSG3	17000004-003	.BOH FPU LIGHT EXPEDITIONARY MODULE 70 CONFIG #4 - GRAY	1
2	NOT ASSIGNED	INSG3	17000100-003	..LEM BASE ASSEMBLY, GRAY	1
3	NOT ASSIGNED	INSG3	17000019-003	..30" CABINET CONFIGURATION #4A - GRAY	1
4	NOT ASSIGNED	INSG3	17000110-003	...30" HULL ASSEMBLY, GRAY	1
5	NOT ASSIGNED	INSG3	17000654-003	...DRAWER ASSEMBLY 4", GRAY	1
6	NOT ASSIGNED	INSG3	17000656-003	...DRAWER ASSEMBLY 8", GRAY	1
7	NOT ASSIGNED	INSG3	17000658-003	...DRAWER ASSEMBLY 12", GRAY	1
8	NOT ASSIGNED	INSG3	15980802-003	...DRAWER RETAINER KIT, GRAY	3
9	NOT ASSIGNED	INSG3	15980803-003	...DRAWER TRAY KIT, GRAY	3
10	NOT ASSIGNED	INSG3	15980804-003	...SLIDE KIT, GRAY	3
11	NOT ASSIGNED	INSG3	17000157-003	..SECURITY BAR, 30" LOW PROFILE, GRAY	1
12	NOT ASSIGNED	INSG3	17000224-003	..BEZEL, GRAY	1
13	NOT ASSIGNED	INSG3	17000243	..LEM CABINET COVER, 30", BLACK	1
14	NOT ASSIGNED	INSG3	17000021-003	..18" CABINET CONFIGURATION #1B - GRAY	1
15	NOT ASSIGNED	INSG3	17000120-003	...18" HULL ASSEMBLY, GRAY	1
16	NOT ASSIGNED	INSG3	17000658-003	...DRAWER ASSEMBLY 12", GRAY	1
17	NOT ASSIGNED	INSG3	17000802-003	...DRAWER RETAINER KIT, GRAY	1
18	NOT ASSIGNED	INSG3	15980803-003	...DRAWER TRAY KIT, GRAY	1
19	NOT ASSIGNED	INSG3	15980804-003	...SLIDE KIT, GRAY	1
20	NOT ASSIGNED	INSG3	17000159-003	..SECURITY BAR, 18" LOW PROFILE, GRAY	1
21	NOT ASSIGNED	INSG3	17000246	..LEM CABINET COVER 18", BLACK	1
22	NOT ASSIGNED	INSG3	17000130-003	..CAGE ASSEMBLY, GRAY	1

END OF FIGURE 04

BOH FPU 70" LEM CONFIGURATION #5

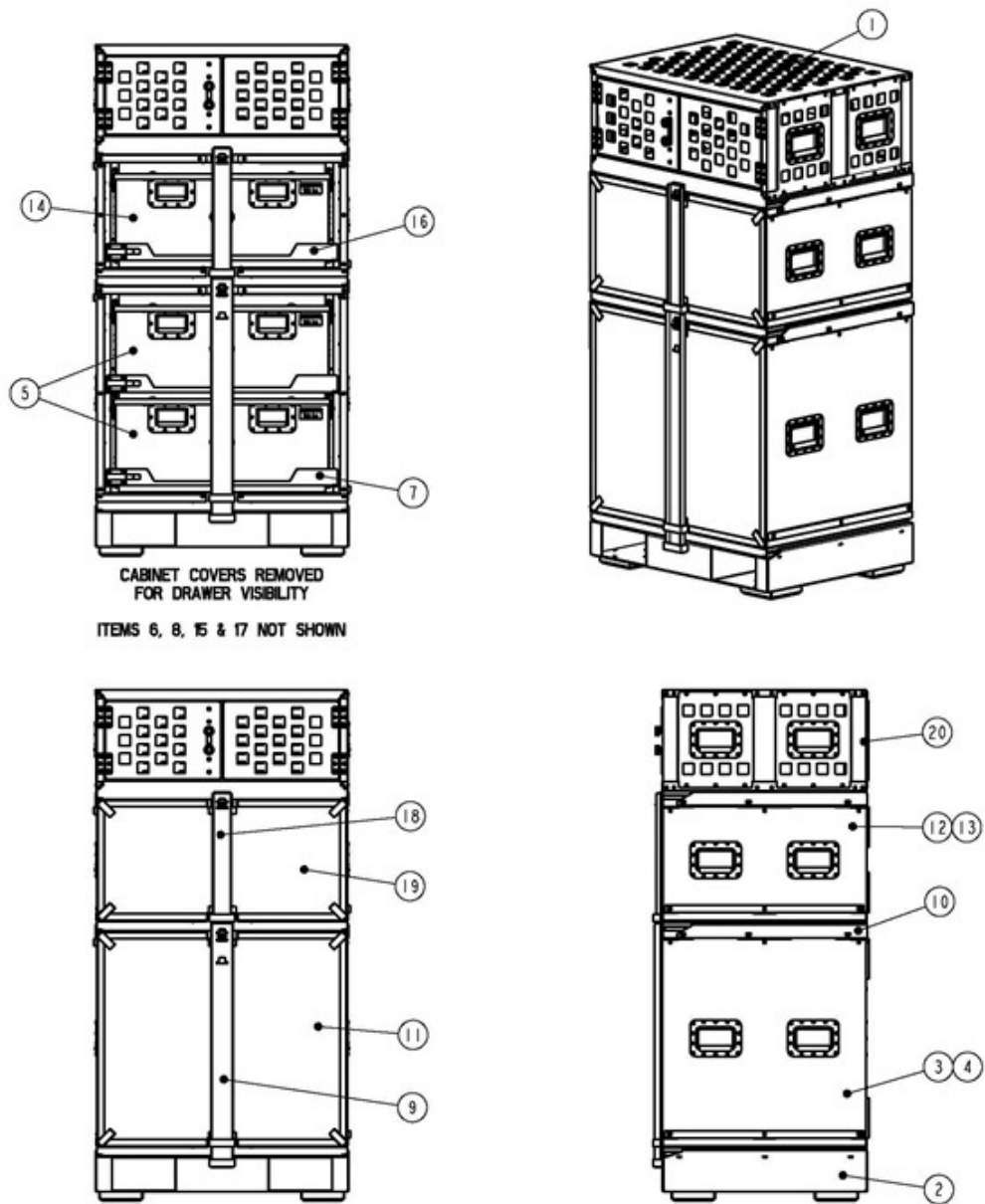


FIGURE 05 BOH FPU 70" LEM CONFIGURATION #5

**FIGURE 05 GROUP 01
BOH FPU 70" LEM CONFIGURATION #5**

ITEM	NSN	CAGE	PART NO.	DESCRIPTION	QTY
1	8145-01-611-3857	INSG3	17000005-003	.BOH FPU LIGHT EXPEDITIONARY MODULE 70 CONFIG #5 - GRAY	1
2	NOT ASSIGNED	INSG3	17000100-003	..LEM BASE ASSEMBLY, GRAY	1
3	NOT ASSIGNED	INSG3	17000020-003	..30" CABINET CONFIGURATION #5A - GRAY	1
4	NOT ASSIGNED	INSG3	17000110-003	...30" HULL ASSEMBLY, GRAY	1
5	NOT ASSIGNED	INSG3	17000658-003	...DRAWER ASSEMBLY 12", GRAY	2
6	NOT ASSIGNED	INSG3	15980802-003	...DRAWER RETAINER KIT, GRAY	2
7	NOT ASSIGNED	INSG3	15980803-003	...DRAWER TRAY KIT, GRAY	2
8	NOT ASSIGNED	INSG3	15980804-003	...SLIDE KIT, GRAY	2
9	NOT ASSIGNED	INSG3	17000157-003	..SECURITY BAR, 30" LOW PROFILE, GRAY	1
10	NOT ASSIGNED	INSG3	17000224-003	..BEZEL, GRAY	1
11	NOT ASSIGNED	INSG3	17000243	..LEM CABINET COVER, 30", BLACK	1
12	NOT ASSIGNED	INSG3	17000021-003	..18" CABINET CONFIGURATION #1B - GRAY	1
13	NOT ASSIGNED	INSG3	17000120-003	...18" HULL ASSEMBLY, GRAY	1
14	NOT ASSIGNED	INSG3	17000658-003	...DRAWER ASSEMBLY 12", GRAY	1
15	NOT ASSIGNED	INSG3	17000802-003	...DRAWER RETAINER KIT, GRAY	1
16	NOT ASSIGNED	INSG3	15980803-003	...DRAWER TRAY KIT, GRAY	1
17	NOT ASSIGNED	INSG3	15980804-003	...SLIDE KIT, GRAY	1
18	NOT ASSIGNED	INSG3	17000159-003	..SECURITY BAR, 18" LOW PROFILE, GRAY	1
19	NOT ASSIGNED	INSG3	17000246	..LEM CABINET COVER 18", BLACK	1
20	NOT ASSIGNED	INSG3	17000130-003	..CAGE ASSEMBLY, GRAY	1

END OF FIGURE 04

BOH FPU 70" LEM CONFIGURATION #6

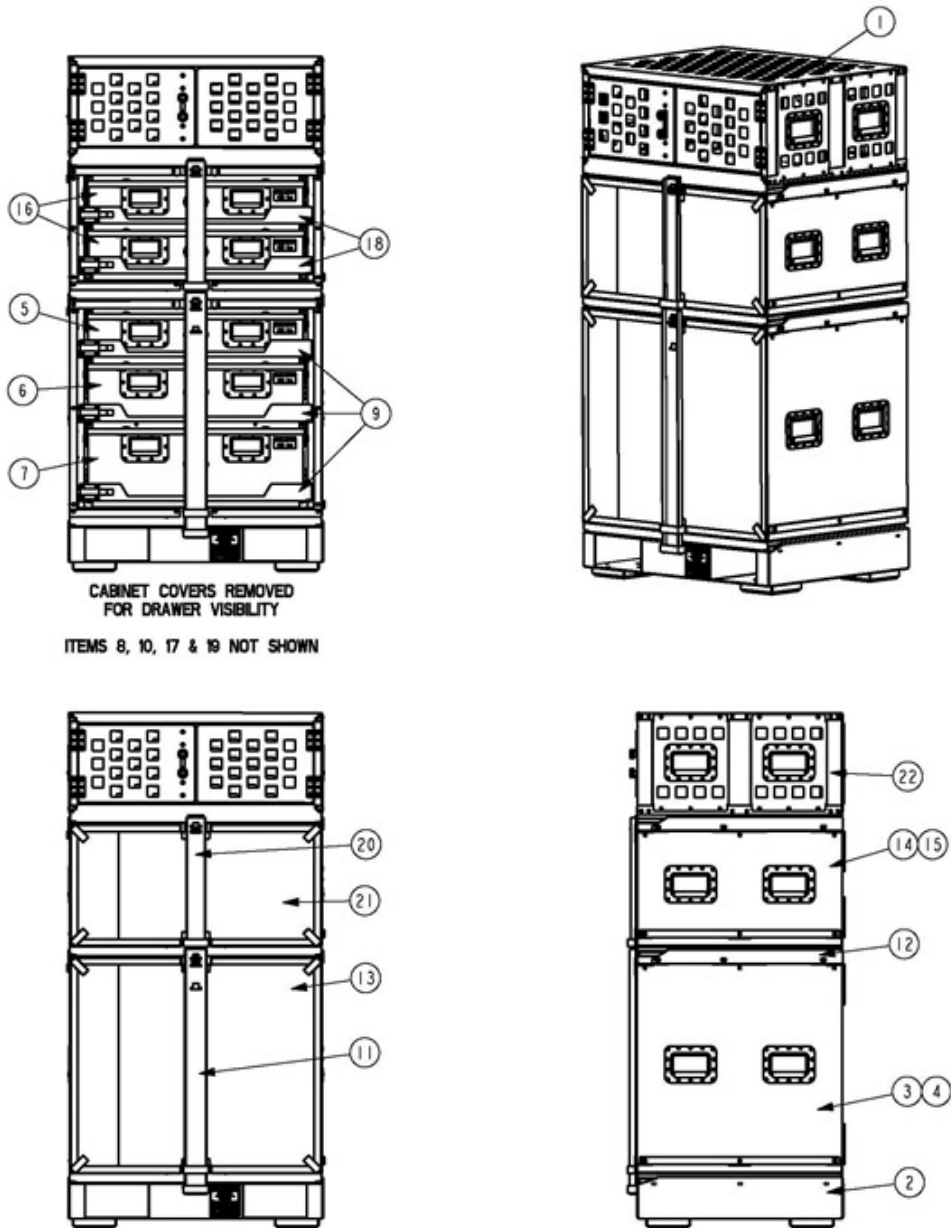


FIGURE 06 BOH FPU 70"LEM CONFIGURATION #6

**FIGURE 06 GROUP 01
BOH FPU 70" LEM CONFIGURATION #6**

ITEM	NSN	CAGE	PART NO.	DESCRIPTION	QTY
1	8145-01-611-3854	INSG3	17000006-003	.BOH FPU LIGHT EXPEDITIONARY MODULE 70 CONFIG #6 - GRAY	1
2	NOT ASSIGNED	INSG3	17000100-003	..LEM BASE ASSEMBLY, GRAY	1
3	NOT ASSIGNED	INSG3	17000016-003	..30" CABINET CONFIGURATION #1A - GRAY	1
4	NOT ASSIGNED	INSG3	17000110-003	...30" HULL ASSEMBLY, GRAY	1
5	NOT ASSIGNED	INSG3	17000655-003	...DRAWER ASSEMBLY 6", GRAY	1
6	NOT ASSIGNED	INSG3	17000656-003	...DRAWER ASSEMBLY 8", GRAY	1
7	NOT ASSIGNED	INSG3	17000657-003	...DRAWER ASSEMBLY 10", GRAY	1
8	NOT ASSIGNED	INSG3	15980802-003	...DRAWER RETAINER KIT, GRAY	3
9	NOT ASSIGNED	INSG3	15980803-003	...DRAWER TRAY KIT, GRAY	3
10	NOT ASSIGNED	INSG3	15980804-003	...SLIDE KIT, GRAY	3
11	NOT ASSIGNED	INSG3	17000157-003	..3G BAR, 30" LOW PROFILE, GRAY	1
12	NOT ASSIGNED	INSG3	17000224-003	..BEZEL, GRAY	1
13	NOT ASSIGNED	INSG3	17000243	..LEM CABINET COVER, 30", BLACK	1
14	NOT ASSIGNED	INSG3	17000022-003	..18" CABINET CONFIGURATION #2B - GRAY	1
15	NOT ASSIGNED	INSG3	17000120-003	...18" HULL ASSEMBLY, GRAY	1
16	NOT ASSIGNED	INSG3	17000655-003	...DRAWER ASSEMBLY 6", GRAY	2
17	NOT ASSIGNED	INSG3	17000802-003	...DRAWER RETAINER KIT, GRAY	2
18	NOT ASSIGNED	INSG3	15980803-003	...DRAWER TRAY KIT, GRAY	2
19	NOT ASSIGNED	INSG3	15980804-003	...SLIDE KIT, GRAY	2
20	NOT ASSIGNED	INSG3	17000159-003	..3G BAR, 18" LOW PROFILE, GRAY	1
21	NOT ASSIGNED	INSG3	17000246	..LEM CABINET COVER 18", BLACK	1
22	NOT ASSIGNED	INSG3	17000130-003	..CAGE ASSEMBLY, GRAY	1

END OF FIGURE 06

BOH FPU 70" LEM CONFIGURATION #7

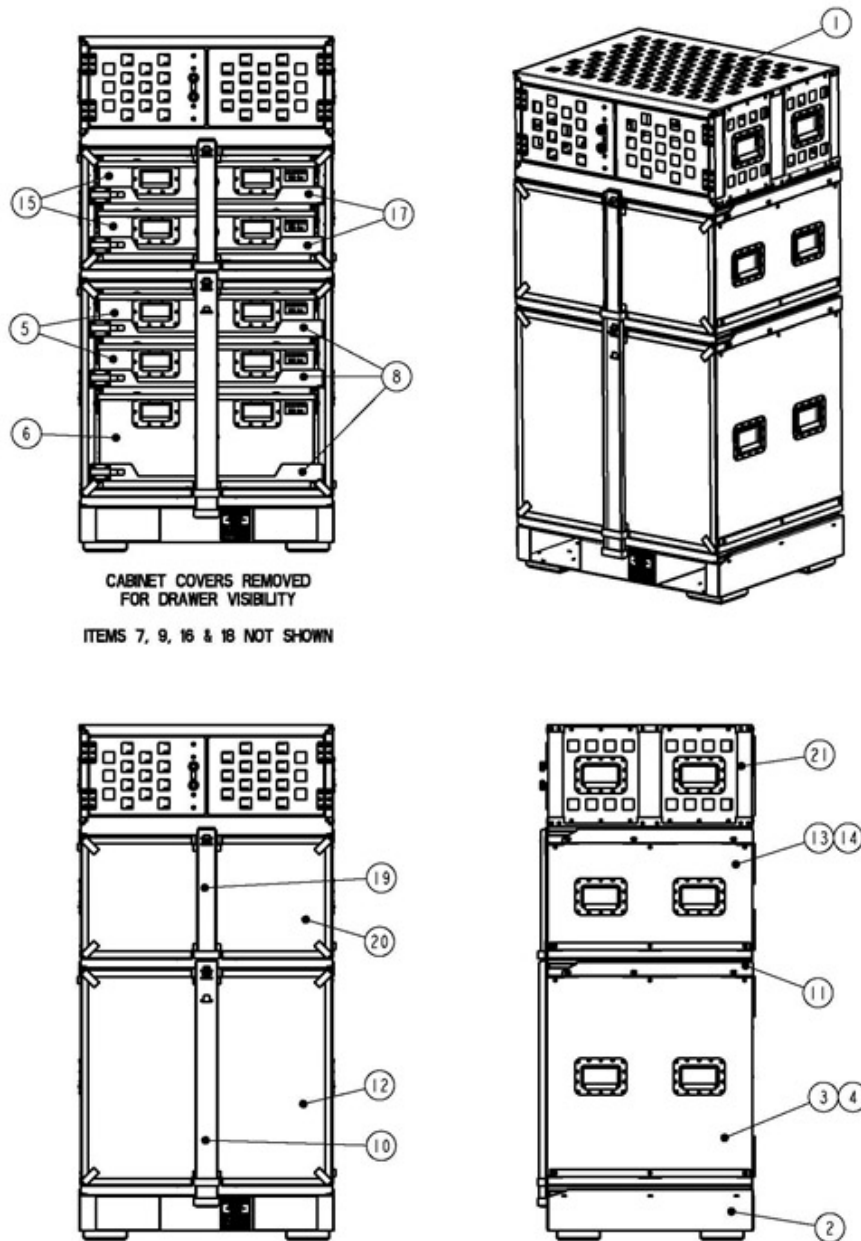


FIGURE 07 BOH FPU 70" LEM CONFIGURATION #7

**FIGURE 07 GROUP 01
BOH FPU 70" LEM CONFIGURATION #7**

ITEM	NSN	CAGE	PART NO.	DESCRIPTION	QTY
1	8145-01-611-3849	INSG3	17000007-003	.BOH FPU LIGHT EXPEDITIONARY MODULE 70 CONFIG #7 - GRAY	1
2	NOT ASSIGNED	INSG3	17000100-003	..LEM BASE ASSEMBLY, GRAY	1
3	NOT ASSIGNED	INSG3	17000017-003	..30" CABINET CONFIGURATION #2A - GRAY	1
4	NOT ASSIGNED	INSG3	17000110-003	...30" HULL ASSEMBLY, GRAY	1
5	NOT ASSIGNED	INSG3	17000655-003	...DRAWER ASSEMBLY 6", GRAY	2
6	NOT ASSIGNED	INSG3	17000658-003	...DRAWER ASSEMBLY 12", GRAY	1
7	NOT ASSIGNED	INSG3	15980802-003	...DRAWER RETAINER KIT, GRAY	3
8	NOT ASSIGNED	INSG3	15980803-003	...DRAWER TRAY KIT, GRAY	3
9	NOT ASSIGNED	INSG3	15980804-003	...SLIDE KIT, GRAY	3
10	NOT ASSIGNED	INSG3	17000157-003	..SECURITY BAR, 30" LOW PROFILE, GRAY	1
11	NOT ASSIGNED	INSG3	17000224-003	..BEZEL, GRAY	1
12	NOT ASSIGNED	INSG3	17000243	..LEM CABINET COVER, 30", BLACK	1
13	NOT ASSIGNED	INSG3	17000022-003	..18" CABINET CONFIGURATION #2B - GRAY	1
14	NOT ASSIGNED	INSG3	17000120-003	...18" HULL ASSEMBLY, GRAY	1
15	NOT ASSIGNED	INSG3	17000655-003	...DRAWER ASSEMBLY 6", GRAY	2
16	NOT ASSIGNED	INSG3	17000802-003	...DRAWER RETAINER KIT, GRAY	2
17	NOT ASSIGNED	INSG3	15980803-003	...DRAWER TRAY KIT, GRAY	2
18	NOT ASSIGNED	INSG3	15980804-003	...SLIDE KIT, GRAY	2
19	NOT ASSIGNED	INSG3	17000159-003	..SECURITY BAR, 18" LOW PROFILE, GRAY	1
20	NOT ASSIGNED	INSG3	17000246	..LEM CABINET COVER 18", BLACK	1
21	NOT ASSIGNED	INSG3	17000130-003	..CAGE ASSEMBLY, GRAY	1

END OF FIGURE 07

BOH FPU 70" LEM CONFIGURATION #8

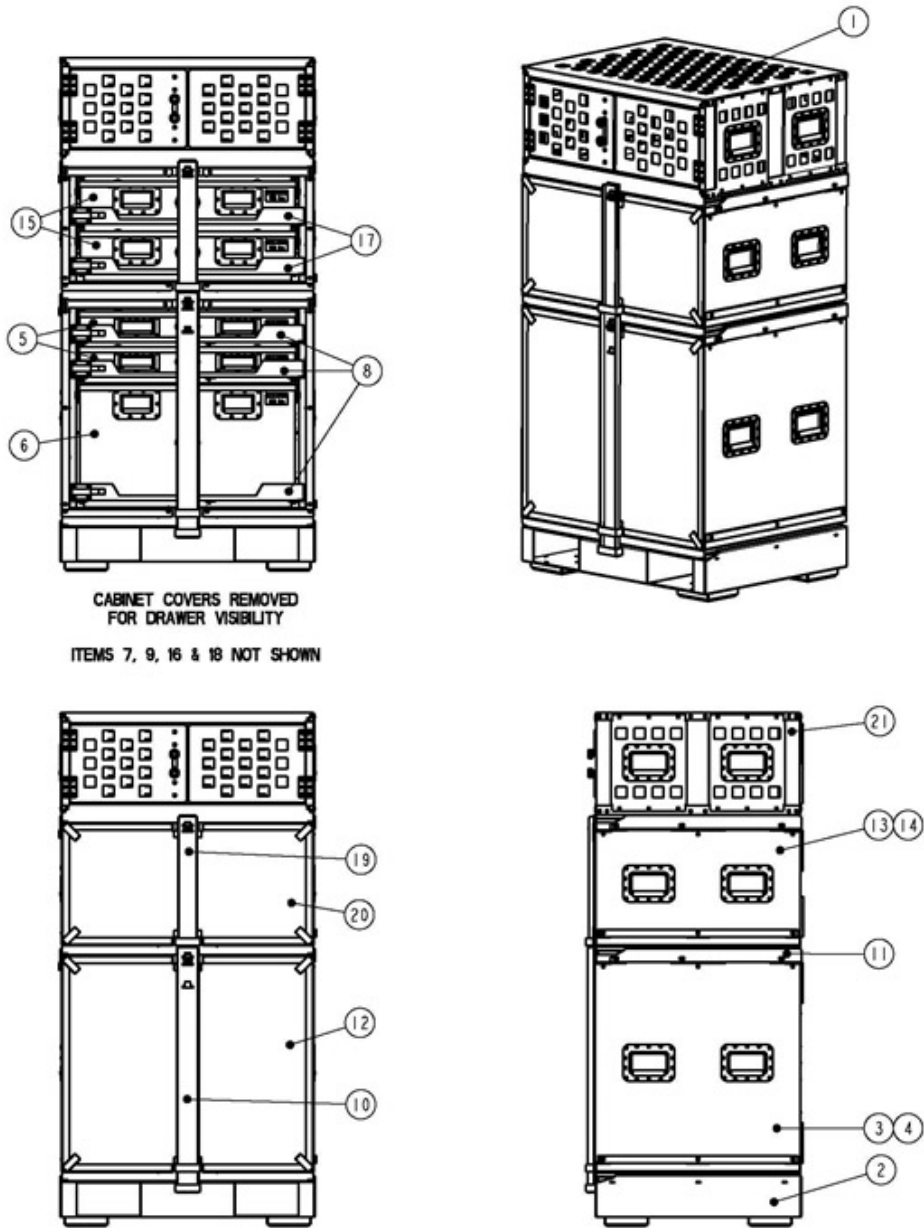


FIGURE 08 BOH FPU 70"LEM CONFIGURATION #8

**FIGURE 08 GROUP 01
BOH FPU 70" LEM CONFIGURATION #8**

ITEM	NSN	CAGE	PART NO.	DESCRIPTION	QTY
1	8145-01-611-3843	INSG3	17000008-003	.BOH FPU LIGHT EXPEDITIONARY MODULE 70 CONFIG #8 - GRAY	1
2	NOT ASSIGNED	INSG3	17000100-003	..LEM BASE ASSEMBLY, GRAY	1
3	NOT ASSIGNED	INSG3	17000018-003	..30" CABINET CONFIGURATION #3A - GRAY	1
4	NOT ASSIGNED	INSG3	17000110-003	...30" HULL ASSEMBLY, GRAY	1
5	NOT ASSIGNED	INSG3	17000654-003	...DRAWER ASSEMBLY 4", GRAY	2
6	NOT ASSIGNED	INSG3	17000659-003	...DRAWER ASSEMBLY 16", GRAY	1
7	NOT ASSIGNED	INSG3	15980802-003	...DRAWER RETAINER KIT, GRAY	3
8	NOT ASSIGNED	INSG3	15980803-003	...DRAWER TRAY KIT, GRAY	3
9	NOT ASSIGNED	INSG3	15980804-003	...SLIDE KIT, GRAY	3
10	NOT ASSIGNED	INSG3	17000157-003	..SECURITY BAR, 30" LOW PROFILE, GRAY	1
11	NOT ASSIGNED	INSG3	17000224-003	..BEZEL, GRAY	1
12	NOT ASSIGNED	INSG3	17000243	..LEM CABINET COVER, 30", BLACK	1
13	NOT ASSIGNED	INSG3	17000022-003	..18" CABINET CONFIGURATION #2B - GRAY	1
14	NOT ASSIGNED	INSG3	17000120-003	...18" HULL ASSEMBLY, GRAY	1
15	NOT ASSIGNED	INSG3	17000655-003	...DRAWER ASSEMBLY 6", GRAY	2
16	NOT ASSIGNED	INSG3	17000802-003	...DRAWER RETAINER KIT, GRAY	2
17	NOT ASSIGNED	INSG3	15980803-003	...DRAWER TRAY KIT, GRAY	2
18	NOT ASSIGNED	INSG3	15980804-003	...SLIDE KIT, GRAY	2
19	NOT ASSIGNED	INSG3	17000159-003	..SECURITY BAR, 18" LOW PROFILE, GRAY	1
20	NOT ASSIGNED	INSG3	17000246	..LEM CABINET COVER 18", BLACK	1
21	NOT ASSIGNED	INSG3	17000130-003	..CAGE ASSEMBLY, GRAY	1

END OF FIGURE 08

BOH FPU 70" LEM CONFIGURATION #9

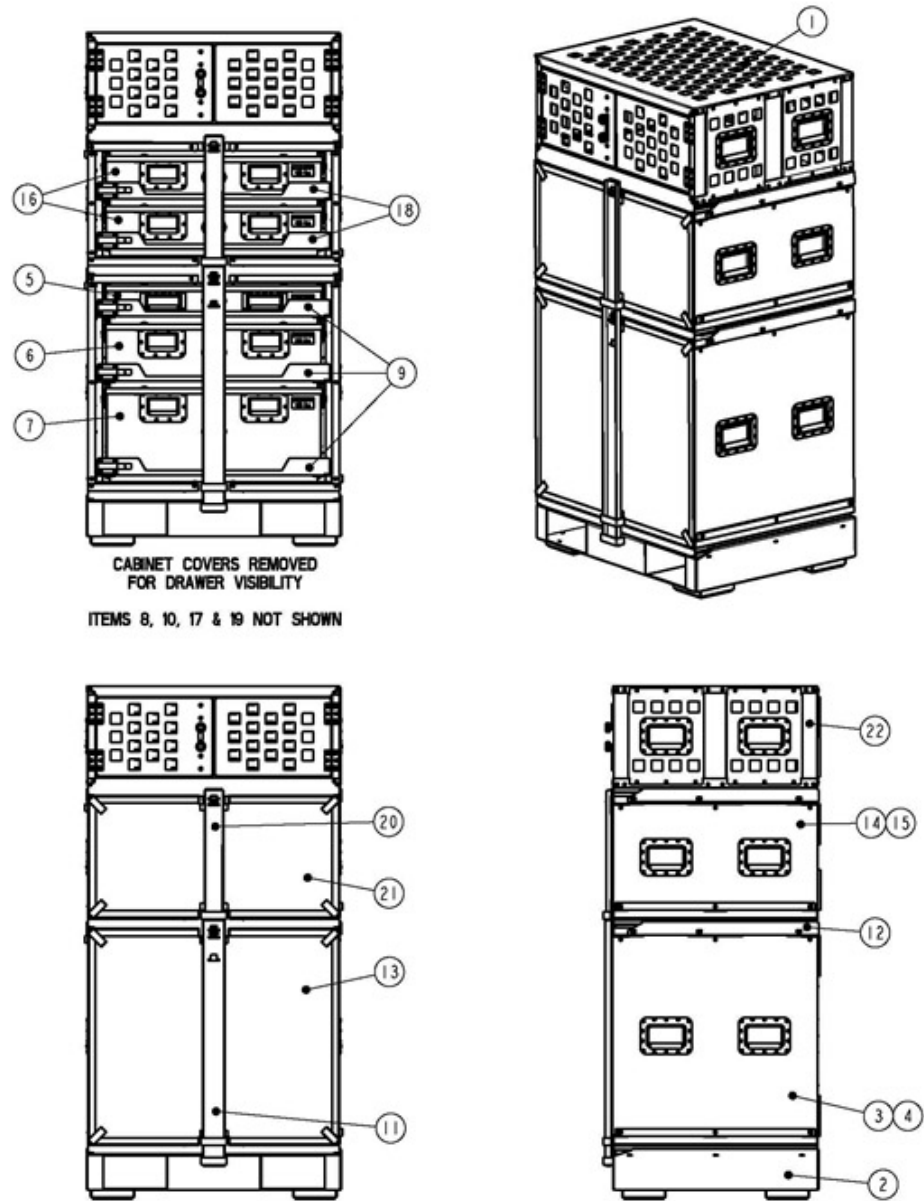


FIGURE 09 BOH FPU 70" LEM CONFIGURATION #9

**FIGURE 09 GROUP 01
BOH FPU 70" LEM CONFIGURATION #9**

ITEM	NSN	CAGE	PART NO.	DESCRIPTION	QTY
1	8145-01-611-3832	INSG3	17000009-003	.BOH FPU LIGHT EXPEDITIONARY MODULE 70 CONFIG #9 - GRAY	1
2	NOT ASSIGNED	INSG3	17000100-003	..LEM BASE ASSEMBLY, GRAY	1
3	NOT ASSIGNED	INSG3	17000019-003	..30" CABINET CONFIGURATION #4A - GRAY	1
4	NOT ASSIGNED	INSG3	17000110-003	...30" HULL ASSEMBLY, GRAY	1
5	NOT ASSIGNED	INSG3	17000654-003	...DRAWER ASSEMBLY 4", GRAY	1
6	NOT ASSIGNED	INSG3	17000656-003	...DRAWER ASSEMBLY 8", GRAY	1
7	NOT ASSIGNED	INSG3	17000658-003	...DRAWER ASSEMBLY 12", GRAY	1
8	NOT ASSIGNED	INSG3	15980802-003	...DRAWER RETAINER KIT, GRAY	3
9	NOT ASSIGNED	INSG3	15980803-003	...DRAWER TRAY KIT, GRAY	3
10	NOT ASSIGNED	INSG3	15980804-003	...SLIDE KIT, GRAY	3
11	NOT ASSIGNED	INSG3	17000157-003	..3G BAR, 30" LOW PROFILE, GRAY	1
12	NOT ASSIGNED	INSG3	17000224-003	..BEZEL, GRAY	1
13	NOT ASSIGNED	INSG3	17000243	..LEM CABINET COVER, 30", BLACK	1
14	NOT ASSIGNED	INSG3	17000022-003	..18" CABINET CONFIGURATION #2B - GRAY	1
15	NOT ASSIGNED	INSG3	17000120-003	...18" HULL ASSEMBLY, GRAY	1
16	NOT ASSIGNED	INSG3	17000655-003	...DRAWER ASSEMBLY 6", GRAY	2
17	NOT ASSIGNED	INSG3	17000802-003	...DRAWER RETAINER KIT, GRAY	2
18	NOT ASSIGNED	INSG3	15980803-003	...DRAWER TRAY KIT, GRAY	2
19	NOT ASSIGNED	INSG3	15980804-003	...SLIDE KIT, GRAY	2
20	NOT ASSIGNED	INSG3	17000159-003	..3G BAR, 18" LOW PROFILE, GRAY	1
21	NOT ASSIGNED	INSG3	17000246	..LEM CABINET COVER 18", BLACK	1
22	NOT ASSIGNED	INSG3	17000130-003	..CAGE ASSEMBLY, GRAY	1

END OF FIGURE 09

BOH FPU 70" LEM CONFIGURATION #10

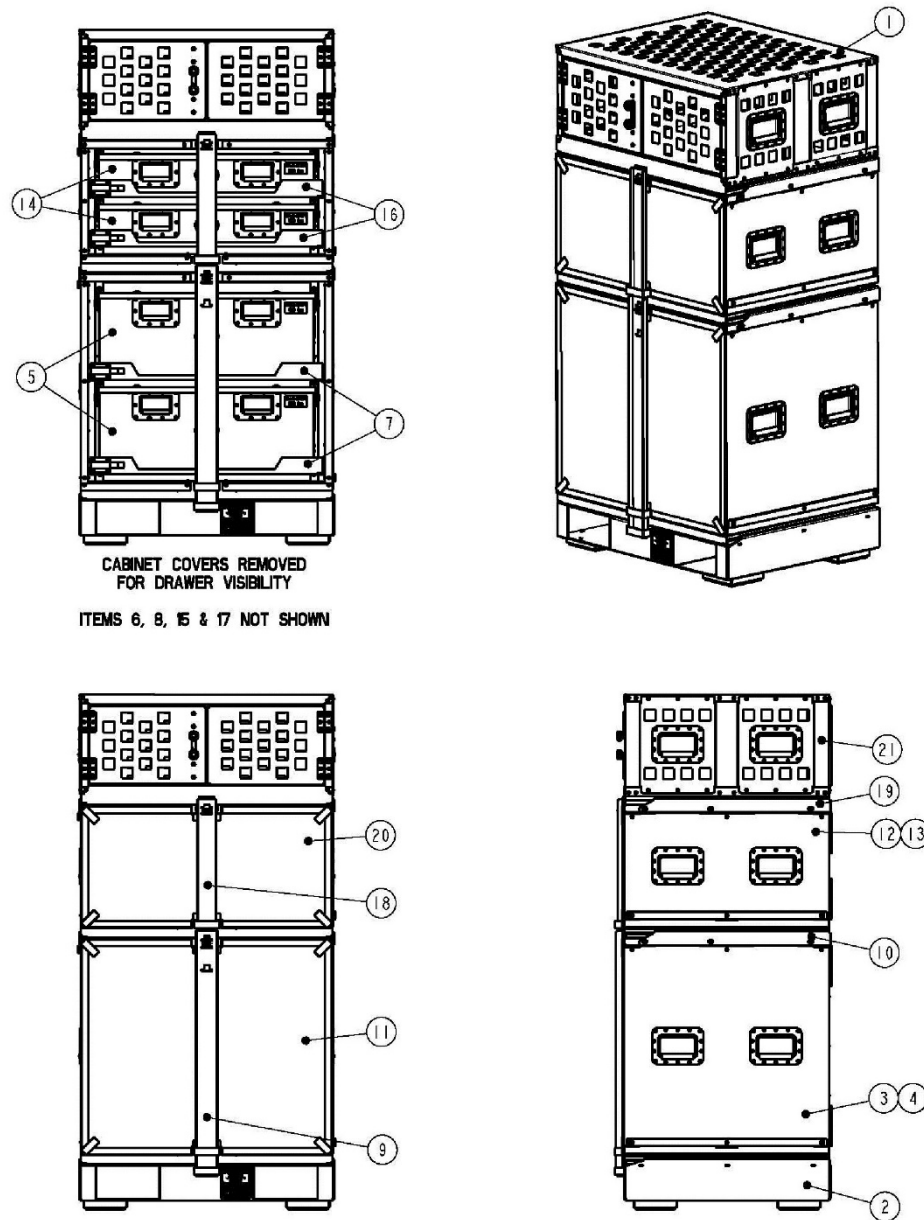


FIGURE 10 BOH FPU 70" LEM CONFIGURATION #10

**FIGURE 10 GROUP 01
BOH FPU 70" LEM CONFIGURATION #10**

ITEM	NSN	CAGE	PART NO.	DESCRIPTION	QTY
1	8145-01-611-3926	INSG3	17000010-003	.BOH FPU LIGHT EXPEDITIONARY MODULE 70 CONFIG #10 - GRAY	1
2	NOT ASSIGNED	INSG3	17000100-003	..LEM BASE ASSEMBLY, GRAY	1
3	NOT ASSIGNED	INSG3	17000020-003	..30" CABINET CONFIGURATION #5A - GRAY	1
4	NOT ASSIGNED	INSG3	17000110-003	...30" HULL ASSEMBLY, GRAY	1
5	NOT ASSIGNED	INSG3	17000658-003	...DRAWER ASSEMBLY 12", GRAY	2
6	NOT ASSIGNED	INSG3	15980802-003	...DRAWER RETAINER KIT, GRAY	2
7	NOT ASSIGNED	INSG3	15980803-003	...DRAWER TRAY KIT, GRAY	2
8	NOT ASSIGNED	INSG3	15980804-003	...SLIDE KIT, GRAY	2
9	NOT ASSIGNED	INSG3	17000157-003	..SECURITY BAR, 30" LOW PROFILE, GRAY	1
10	NOT ASSIGNED	INSG3	17000224-003	..BEZEL, GRAY	1
11	NOT ASSIGNED	INSG3	17000243	..LEM CABINET COVER, 30", BLACK	1
12	NOT ASSIGNED	INSG3	17000022-003	..18" CABINET CONFIGURATION #2B - GRAY	1
13	NOT ASSIGNED	INSG3	17000120-003	...18" HULL ASSEMBLY, GRAY	1
14	NOT ASSIGNED	INSG3	17000655-003	...DRAWER ASSEMBLY 6", GRAY	2
15	NOT ASSIGNED	INSG3	17000802-003	...DRAWER RETAINER KIT, GRAY	2
16	NOT ASSIGNED	INSG3	15980803-003	...DRAWER TRAY KIT, GRAY	2
17	NOT ASSIGNED	INSG3	15980804-003	...SLIDE KIT, GRAY	2
18	NOT ASSIGNED	INSG3	17000159-003	..SECURITY BAR, 18" LOW PROFILE, GRAY	1
19	NOT ASSIGNED	INSG3	17000246	..LEM CABINET COVER 18", BLACK	1
20	NOT ASSIGNED	INSG3	17000130-003	..CAGE ASSEMBLY, GRAY	1

END OF FIGURE 10

BOH FPU 70" LEM CONFIGURATION #11

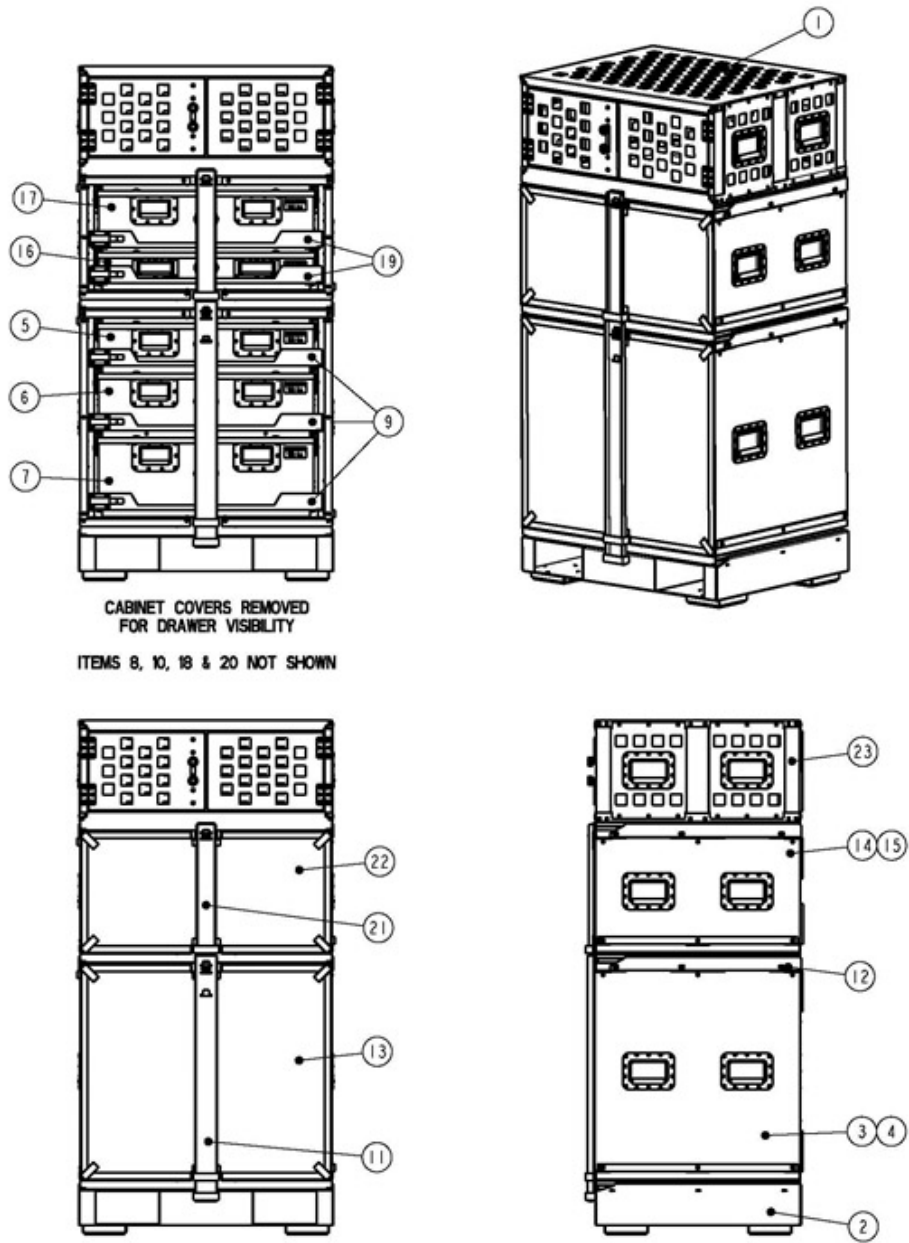


FIGURE 11 BOH FPU 70"LEM CONFIGURATION #11

**FIGURE 11 GROUP 01
BOH FPU 70" LEM CONFIGURATION #11**

ITEM	NSN	CAGE	PART NO.	DESCRIPTION	QTY
1	8145-01-611-3872	INSG3	17000011-003	..BOH FPU LIGHT EXPEDITIONARY MODULE 70 CONFIG #11 - GRAY	1
2	NOT ASSIGNED	INSG3	17000100-003	..LEM BASE ASSEMBLY, GRAY	1
3	NOT ASSIGNED	INSG3	17000016-003	..30" CABINET CONFIGURATION #1A - GRAY	1
4	NOT ASSIGNED	INSG3	17000110-003	...30" HULL ASSEMBLY, GRAY	1
5	NOT ASSIGNED	INSG3	17000655-003	...DRAWER ASSEMBLY 6", GRAY	1
6	NOT ASSIGNED	INSG3	17000656-003	...DRAWER ASSEMBLY 8", GRAY	1
7	NOT ASSIGNED	INSG3	17000657-003	...DRAWER ASSEMBLY 10", GRAY	1
8	NOT ASSIGNED	INSG3	15980802-003	...DRAWER RETAINER KIT, GRAY	3
9	NOT ASSIGNED	INSG3	15980803-003	...DRAWER TRAY KIT, GRAY	3
10	NOT ASSIGNED	INSG3	15980804-003	...SLIDE KIT, GRAY	3
11	NOT ASSIGNED	INSG3	17000157-003	..SECURITY BAR, 30" LOW PROFILE, GRAY	1
12	NOT ASSIGNED	INSG3	17000224-003	..BEZEL, GRAY	1
13	NOT ASSIGNED	INSG3	17000243	..LEM CABINET COVER, 30", BLACK	1
14	NOT ASSIGNED	INSG3	17000023-003	..18" CABINET CONFIGURATION #3B - GRAY	1
15	NOT ASSIGNED	INSG3	17000120-003	...18" HULL ASSEMBLY, GRAY	1
16	NOT ASSIGNED	INSG3	17000654-003	...DRAWER ASSEMBLY 4", GRAY	1
17	NOT ASSIGNED	INSG3	17000656-003	...DRAWER ASSEMBLY 8", GRAY	1
18	NOT ASSIGNED	INSG3	17000802-003	...DRAWER RETAINER KIT, GRAY	2
19	NOT ASSIGNED	INSG3	15980803-003	...DRAWER TRAY KIT, GRAY	2
20	NOT ASSIGNED	INSG3	15980804-003	...SLIDE KIT, GRAY	2
21	NOT ASSIGNED	INSG3	17000159-003	..SECURITY BAR, 18" LOW PROFILE, GRAY	1
22	NOT ASSIGNED	INSG3	17000246	..LEM CABINET COVER 18", BLACK	1
23	NOT ASSIGNED	INSG3	17000130-003	..CAGE ASSEMBLY, GRAY	1

END OF FIGURE 11

BOH FPU 70" LEM CONFIGURATION #12

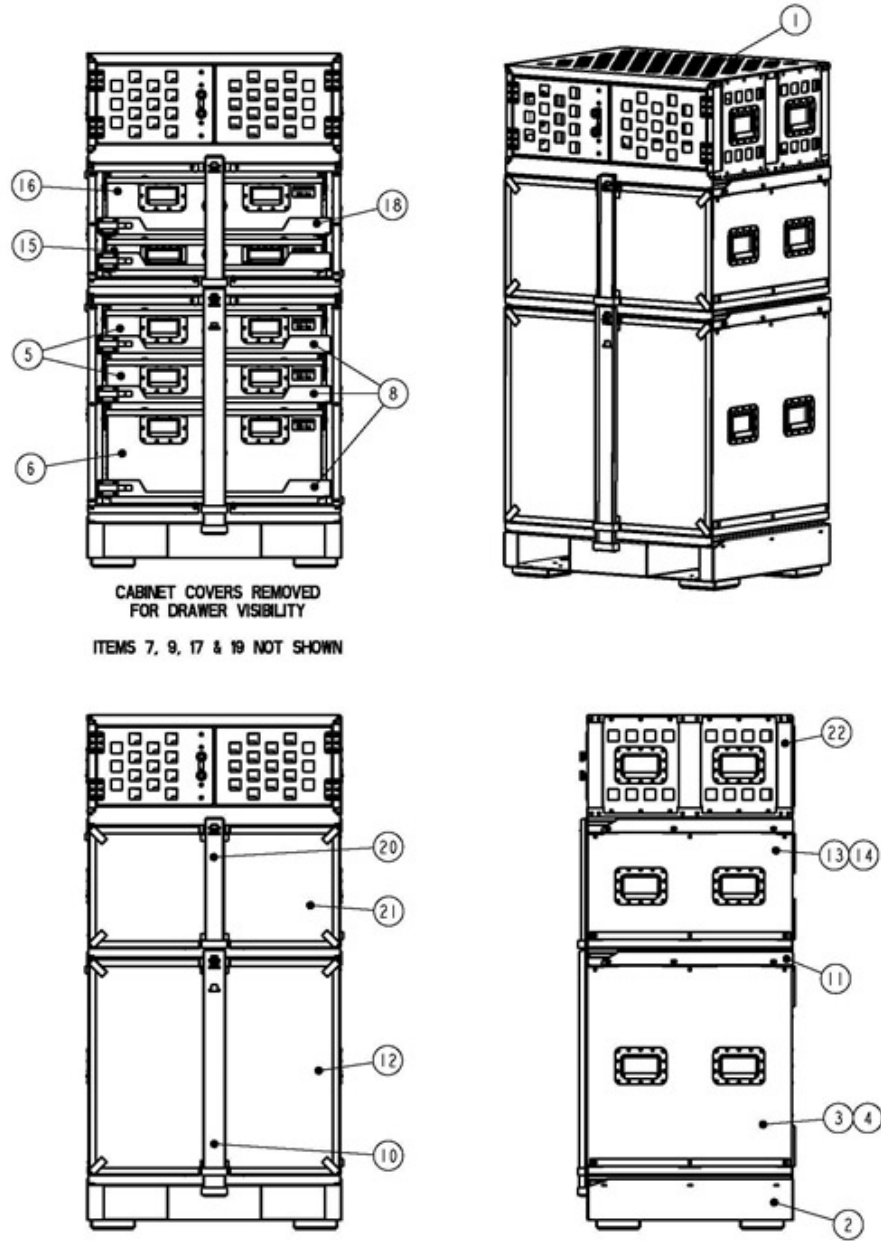


FIGURE 12 BOH FPU 70" LEM CONFIGURATION #12

**FIGURE 12 GROUP 01
BOH FPU 70" LEM CONFIGURATION #12**

ITEM	NSN	CAGE	PART NO.	DESCRIPTION	QTY
1	8145-01-611-3867	INSG3	17000012-003	.BOH FPU LIGHT EXPEDITIONARY MODULE 70 CONFIG #12 - GRAY	1
2	NOT ASSIGNED	INSG3	17000100-003	..LEM BASE ASSEMBLY, GRAY	1
3	NOT ASSIGNED	INSG3	17000017-003	..30" CABINET CONFIGURATION #2A - GRAY	1
4	NOT ASSIGNED	INSG3	17000110-003	...30" HULL ASSEMBLY, GRAY	1
5	NOT ASSIGNED	INSG3	17000655-003	...DRAWER ASSEMBLY 6", GRAY	2
6	NOT ASSIGNED	INSG3	17000658-003	...DRAWER ASSEMBLY 12", GRAY	1
7	NOT ASSIGNED	INSG3	15980802-003	...DRAWER RETAINER KIT, GRAY	3
8	NOT ASSIGNED	INSG3	15980803-003	...DRAWER TRAY KIT, GRAY	3
9	NOT ASSIGNED	INSG3	15980804-003	...SLIDE KIT, GRAY	3
10	NOT ASSIGNED	INSG3	17000157-003	..3G BAR, 30" LOW PROFILE, GRAY	1
11	NOT ASSIGNED	INSG3	17000224-003	..BEZEL, GRAY	1
12	NOT ASSIGNED	INSG3	17000243	..LEM CABINET COVER, 30", BLACK	1
13	NOT ASSIGNED	INSG3	17000023-003	..18" CABINET CONFIGURATION #3B - GRAY	1
14	NOT ASSIGNED	INSG3	17000120-003	...18" HULL ASSEMBLY, GRAY	1
15	NOT ASSIGNED	INSG3	17000654-003	...DRAWER ASSEMBLY 4", GRAY	1
16	NOT ASSIGNED	INSG3	17000656-003	...DRAWER ASSEMBLY 8", GRAY	1
17	NOT ASSIGNED	INSG3	17000802-003	...DRAWER RETAINER KIT, GRAY	2
18	NOT ASSIGNED	INSG3	15980803-003	...DRAWER TRAY KIT, GRAY	2
19	NOT ASSIGNED	INSG3	15980804-003	...SLIDE KIT, GRAY	2
20	NOT ASSIGNED	INSG3	17000159-003	..3G BAR, 18" LOW PROFILE, GRAY	1
21	NOT ASSIGNED	INSG3	17000246	..LEM CABINET COVER 18", BLACK	1
22	NOT ASSIGNED	INSG3	17000130-003	..CAGE ASSEMBLY, GRAY	1

END OF FIGURE 12

BOH FPU 70" LEM CONFIGURATION #13

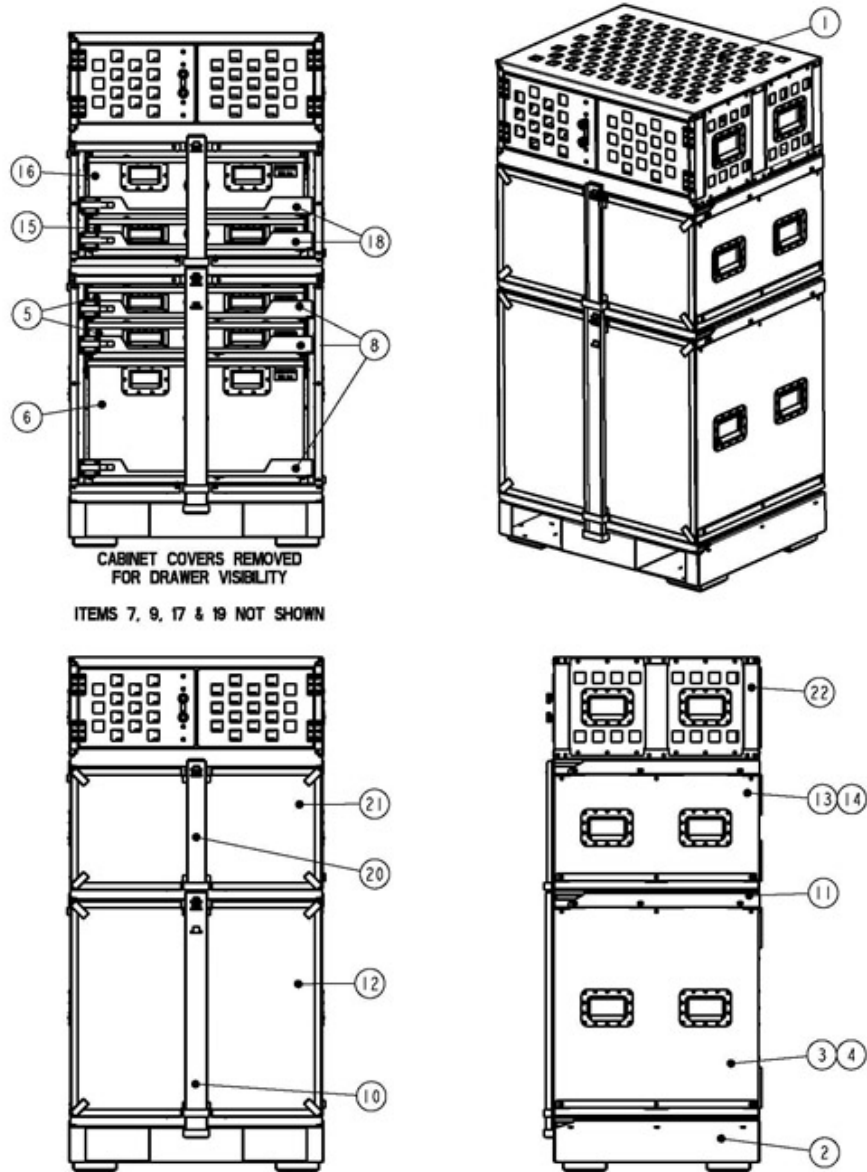


FIGURE 13 BOH FPU 70"LEM CONFIGURATION #13

**FIGURE 13 GROUP 01
BOH FPU 70" LEM CONFIGURATION #13**

ITEM	NSN	CAGE	PART NO.	DESCRIPTION	QTY
1	PENDING	INSG3	17000013-003	.BOH FPU LIGHT EXPEDITIONARY MODULE 70 CONFIG #13 - GRAY	1
2	NOT ASSIGNED	INSG3	17000100-003	..LEM BASE ASSEMBLY, GRAY	1
3	NOT ASSIGNED	INSG3	17000018-003	..30" CABINET CONFIGURATION #3A - GRAY	1
4	NOT ASSIGNED	INSG3	17000110-003	...30" HULL ASSEMBLY, GRAY	1
5	NOT ASSIGNED	INSG3	17000654-003	...DRAWER ASSEMBLY 4", GRAY	2
6	NOT ASSIGNED	INSG3	17000659-003	...DRAWER ASSEMBLY 16", GRAY	1
7	NOT ASSIGNED	INSG3	15980802-003	...DRAWER RETAINER KIT, GRAY	3
8	NOT ASSIGNED	INSG3	15980803-003	...DRAWER TRAY KIT, GRAY	3
9	NOT ASSIGNED	INSG3	15980804-003	...SLIDE KIT, GRAY	3
10	NOT ASSIGNED	INSG3	17000157-003	..3G BAR, 30" LOW PROFILE, GRAY	1
11	NOT ASSIGNED	INSG3	17000224-003	..BEZEL, GRAY	1
12	NOT ASSIGNED	INSG3	17000243	..LEM CABINET COVER, 30", BLACK	1
13	NOT ASSIGNED	INSG3	17000023-003	..18" CABINET CONFIGURATION #3B - GRAY	1
14	NOT ASSIGNED	INSG3	17000120-003	...18" HULL ASSEMBLY, GRAY	1
15	NOT ASSIGNED	INSG3	17000654-003	...DRAWER ASSEMBLY 4", GRAY	1
16	NOT ASSIGNED	INSG3	17000656-003	...DRAWER ASSEMBLY 8", GRAY	1
17	NOT ASSIGNED	INSG3	17000802-003	...DRAWER RETAINER KIT, GRAY	2
18	NOT ASSIGNED	INSG3	15980803-003	...DRAWER TRAY KIT, GRAY	2
19	NOT ASSIGNED	INSG3	15980804-003	...SLIDE KIT, GRAY	2
20	NOT ASSIGNED	INSG3	17000159-003	..3G BAR, 18" LOW PROFILE, GRAY	1
21	NOT ASSIGNED	INSG3	17000246	..LEM CABINET COVER 18", BLACK	1
22	NOT ASSIGNED	INSG3	17000130-003	..CAGE ASSEMBLY, GRAY	1

END OF FIGURE 13

BOH FPU 70" LEM CONFIGURATION #14

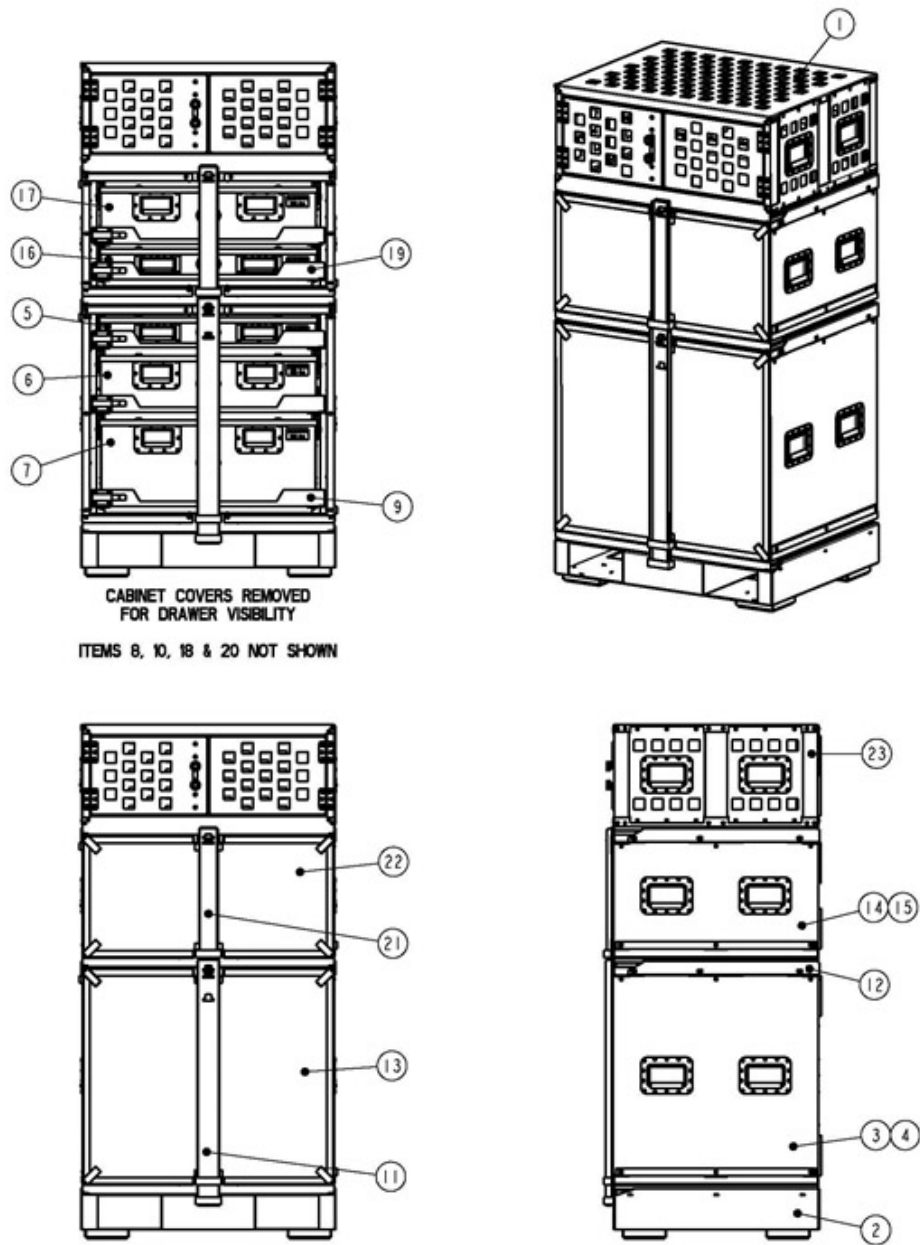


FIGURE 14 BOH FPU 70"LEM CONFIGURATION #14

**FIGURE 14 GROUP 01
BOH FPU 70" LEM CONFIGURATION #14**

ITEM	NSN	CAGE	PART NO.	DESCRIPTION	QTY
1	PENDING	INSG3	17000014-003	.BOH FPU LIGHT EXPEDITIONARY MODULE 70 CONFIG #14 - GRAY	1
2	NOT ASSIGNED	INSG3	17000100-003	..LEM BASE ASSEMBLY, GRAY	1
3	NOT ASSIGNED	INSG3	17000019-003	...30" CABINET CONFIGURATION #4A - GRAY	1
4	NOT ASSIGNED	INSG3	17000110-003	...30" HULL ASSEMBLY, GRAY	1
5	NOT ASSIGNED	INSG3	17000654-003	...DRAWER ASSEMBLY 4", GRAY	1
6	NOT ASSIGNED	INSG3	17000656-003	...DRAWER ASSEMBLY 8", GRAY	1
7	NOT ASSIGNED	INSG3	17000658-003	...DRAWER ASSEMBLY 12", GRAY	1
8	NOT ASSIGNED	INSG3	15980802-003	...DRAWER RETAINER KIT, GRAY	3
9	NOT ASSIGNED	INSG3	15980803-003	...DRAWER TRAY KIT, GRAY	3
10	NOT ASSIGNED	INSG3	15980804-003	...SLIDE KIT, GRAY	3
11	NOT ASSIGNED	INSG3	17000157-003	..3G BAR, 30" LOW PROFILE, GRAY	1
12	NOT ASSIGNED	INSG3	17000224-003	..BEZEL, GRAY	1
13	NOT ASSIGNED	INSG3	17000243	..LEM CABINET COVER, 30", BLACK	1
14	NOT ASSIGNED	INSG3	17000023-003	..18" CABINET CONFIGURATION #3B - GRAY	1
15	NOT ASSIGNED	INSG3	17000120-003	...18" HULL ASSEMBLY, GRAY	1
16	NOT ASSIGNED	INSG3	17000654-003	...DRAWER ASSEMBLY 4", GRAY	1
17	NOT ASSIGNED	INSG3	17000656-003	...DRAWER ASSEMBLY 8", GRAY	1
18	NOT ASSIGNED	INSG3	17000802-003	...DRAWER RETAINER KIT, GRAY	2
19	NOT ASSIGNED	INSG3	15980803-003	...DRAWER TRAY KIT, GRAY	2
20	NOT ASSIGNED	INSG3	15980804-003	...SLIDE KIT, GRAY	2
21	NOT ASSIGNED	INSG3	17000159-003	..3G BAR, 18" LOW PROFILE, GRAY	1
22	NOT ASSIGNED	INSG3	17000246	..LEM CABINET COVER 18", BLACK	1
23	NOT ASSIGNED	INSG3	17000130-003	..CAGE ASSEMBLY, GRAY	1

END OF FIGURE 14

BOH FPU 70" LEM CONFIGURATION #15

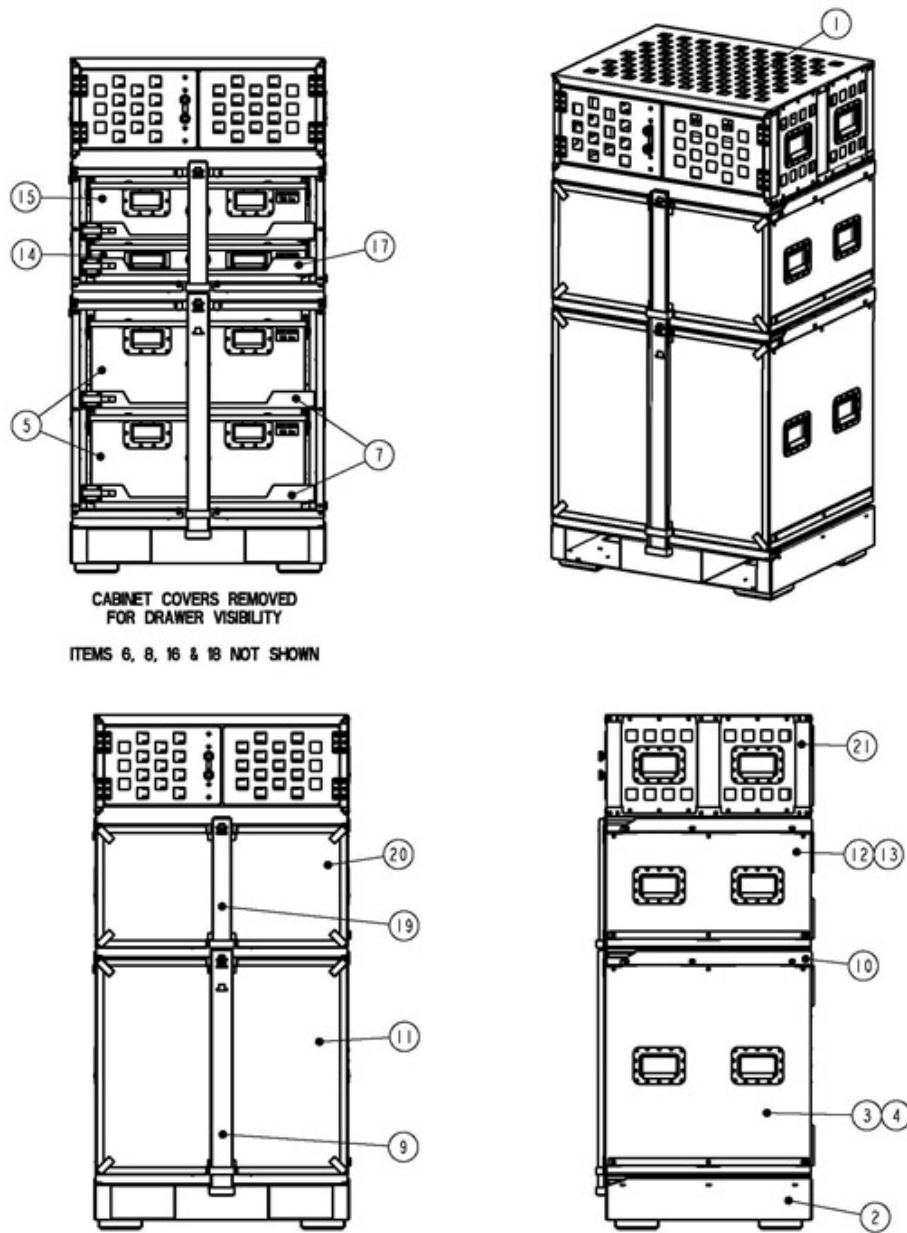


FIGURE 15 BOH FPU 70"LEM CONFIGURATION #15

**FIGURE 15 GROUP 01
BOH FPU 70" LEM CONFIGURATION #15**

ITEM	NSN	CAGE	PART NO.	DESCRIPTION	QTY
1	PENDING	INSG3	17000015-003	.BOH FPU LIGHT EXPEDITIONARY MODULE 70 CONFIG #15 - GRAY	1
2	NOT ASSIGNED	INSG3	17000100-003	..LEM BASE ASSEMBLY, GRAY	1
3	NOT ASSIGNED	INSG3	17000020-003	..30" CABINET CONFIGURATION #5A - GRAY	1
4	NOT ASSIGNED	INSG3	17000110-003	...30" HULL ASSEMBLY, GRAY	1
5	NOT ASSIGNED	INSG3	17000658-003	...DRAWER ASSEMBLY 12", GRAY	2
6	NOT ASSIGNED	INSG3	15980802-003	...DRAWER RETAINER KIT, GRAY	2
7	NOT ASSIGNED	INSG3	15980803-003	...DRAWER TRAY KIT, GRAY	2
8	NOT ASSIGNED	INSG3	15980804-003	...SLIDE KIT, GRAY	2
9	NOT ASSIGNED	INSG3	17000157-003	..SECURITY BAR, 30" LOW PROFILE, GRAY	1
10	NOT ASSIGNED	INSG3	17000224-003	..BEZEL, GRAY	1
11	NOT ASSIGNED	INSG3	17000243	..LEM CABINET COVER, 30", BLACK	1
12	NOT ASSIGNED	INSG3	17000023-003	..18" CABINET CONFIGURATION #3B - GRAY	1
13	NOT ASSIGNED	INSG3	17000120-003	...18" HULL ASSEMBLY, GRAY	1
14	NOT ASSIGNED	INSG3	17000654-003	...DRAWER ASSEMBLY 4", GRAY	1
15	NOT ASSIGNED	INSG3	17000656-003	...DRAWER ASSEMBLY 8", GRAY	1
16	NOT ASSIGNED	INSG3	17000802-003	...DRAWER RETAINER KIT, GRAY	2
17	NOT ASSIGNED	INSG3	15980803-003	...DRAWER TRAY KIT, GRAY	2
18	NOT ASSIGNED	INSG3	15980804-003	...SLIDE KIT, GRAY	2
19	NOT ASSIGNED	INSG3	17000159-003	..SECURITY BAR, 18" LOW PROFILE, GRAY	1
20	NOT ASSIGNED	INSG3	17000246	..LEM CABINET COVER 18", BLACK	1
21	NOT ASSIGNED	INSG3	17000130-003	..CAGE ASSEMBLY, GRAY	1

END OF FIGURE 15

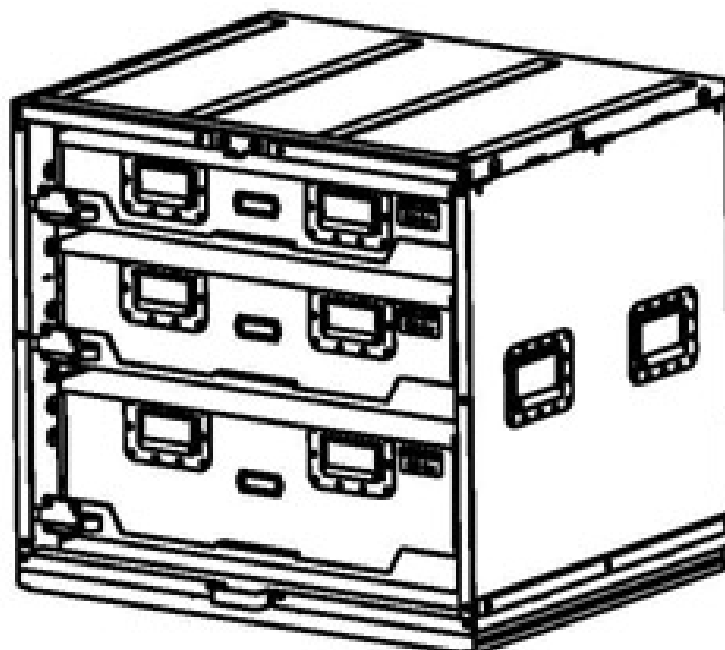
END OF WORK PACKAGE

This page was intentionally left blank

PARTS SUPPORTING INFORMATION

**FPU® SYSTEMS OPERATION MANUAL
(INCLUDING REPAIR PARTS & SPECIAL TOOL LIST)
LIGHT EXPEDITIONARY MODULE (LEM)
BOH FPU Field Pack-up Units**

LEM 30" and 18" CABINETS/HULLS



**BOH FPU LEM 30" and 18" CABINETS
FIGURE 16 THROUGH 23**

LEM 30" CABINET #1A

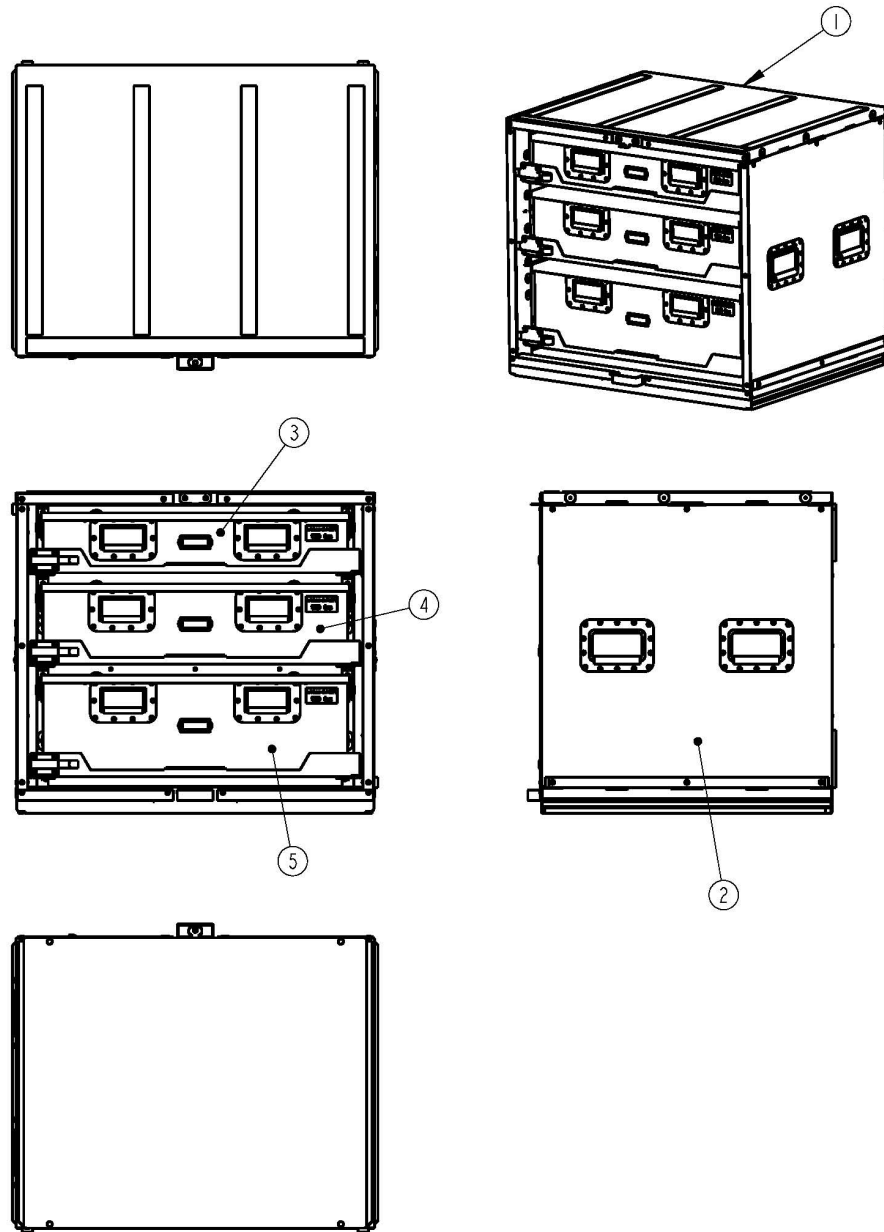


FIGURE 16 LEM 30" CABINET #1A

**FIGURE 16 GROUP 02
LEM 30" CABINET #1A**

ITEM	NSN	CAGE	PART NO.	DESCRIPTION	QTY
1	NOT ASSIGNED	INSG3	17000016-003	.30" CABINET CONFIGURATION #1A, GRAY	1
2	NOT ASSIGNED	INSG3	17000110-003	..30" HULL ASSEMBLY - GRAY	1
3	NOT ASSIGNED	INSG3	17000655-003	...DRAWER ASSEMBLY, 6" - GRAY	1
4	NOT ASSIGNED	INSG3	17000656-003	...DRAWER ASSEMBLY, 8" - GRAY	1
5	NOT ASSIGNED	INSG3	17000657-003	...DRAWER ASSEMBLY, 10" - GRAY	1

END OF FIGURE 16

LEM 30" CABINET #2A

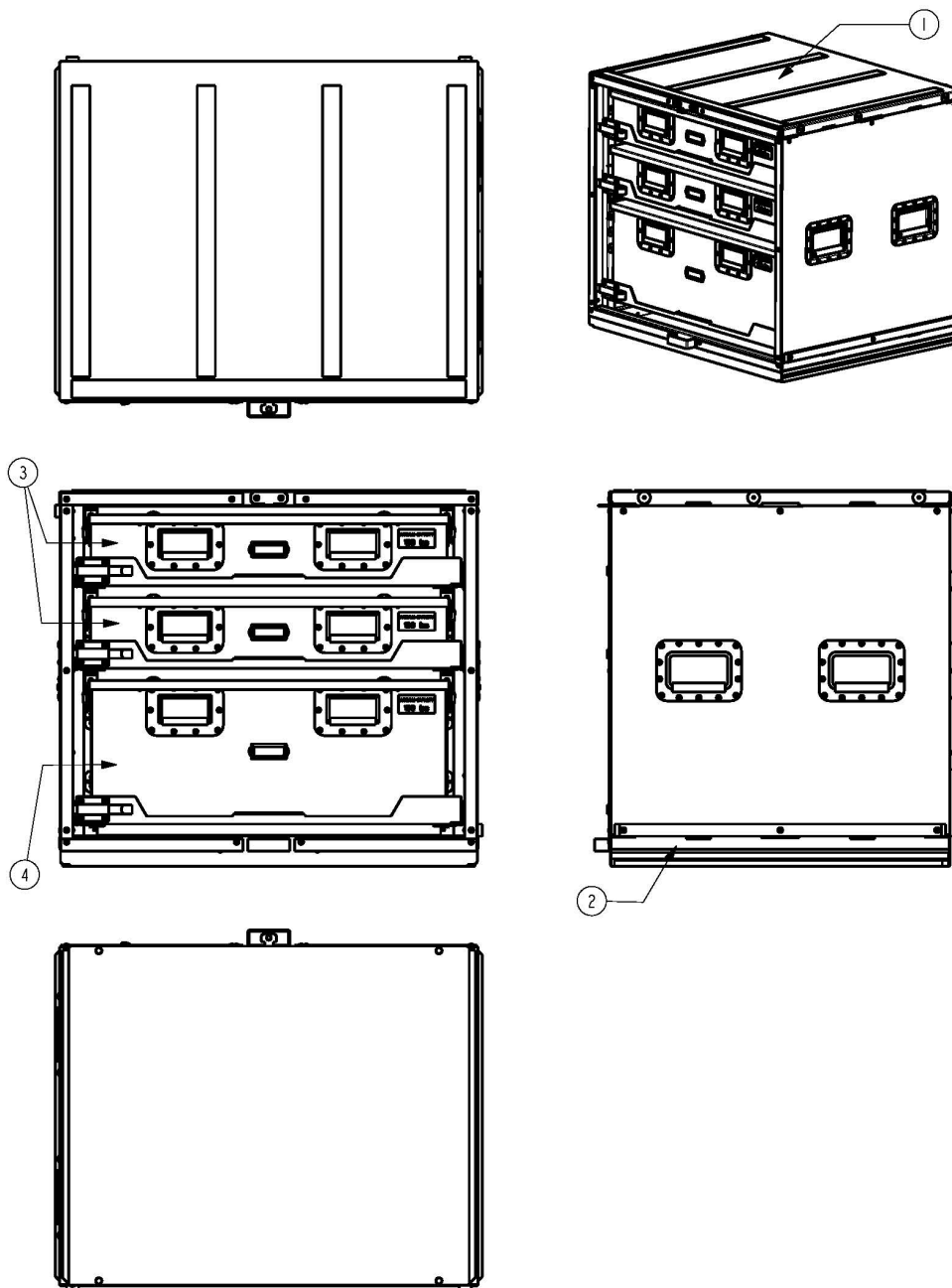


FIGURE 17 LEM 30" CABINET #2A

**FIGURE 17 GROUP 02
LEM 30" CABINET #2A**

ITEM	NSN	CAGE	PART NO.	DESCRIPTION	QTY
1	NOT ASSIGNED	INSG3	17000017-003	.30" CABINET CONFIGURATION #2A, GRAY	1
2	NOT ASSIGNED	INSG3	17000110-003	..30" HULL ASSEMBLY - GRAY	1
3	NOT ASSIGNED	INSG3	17000655-003	..DRAWER ASSEMBLY, 6" - GRAY	2
4	NOT ASSIGNED	INSG3	17000658-003	..DRAWER ASSEMBLY, 12" - GRAY	1

END OF FIGURE 17

LEM 30" CABINET #3A

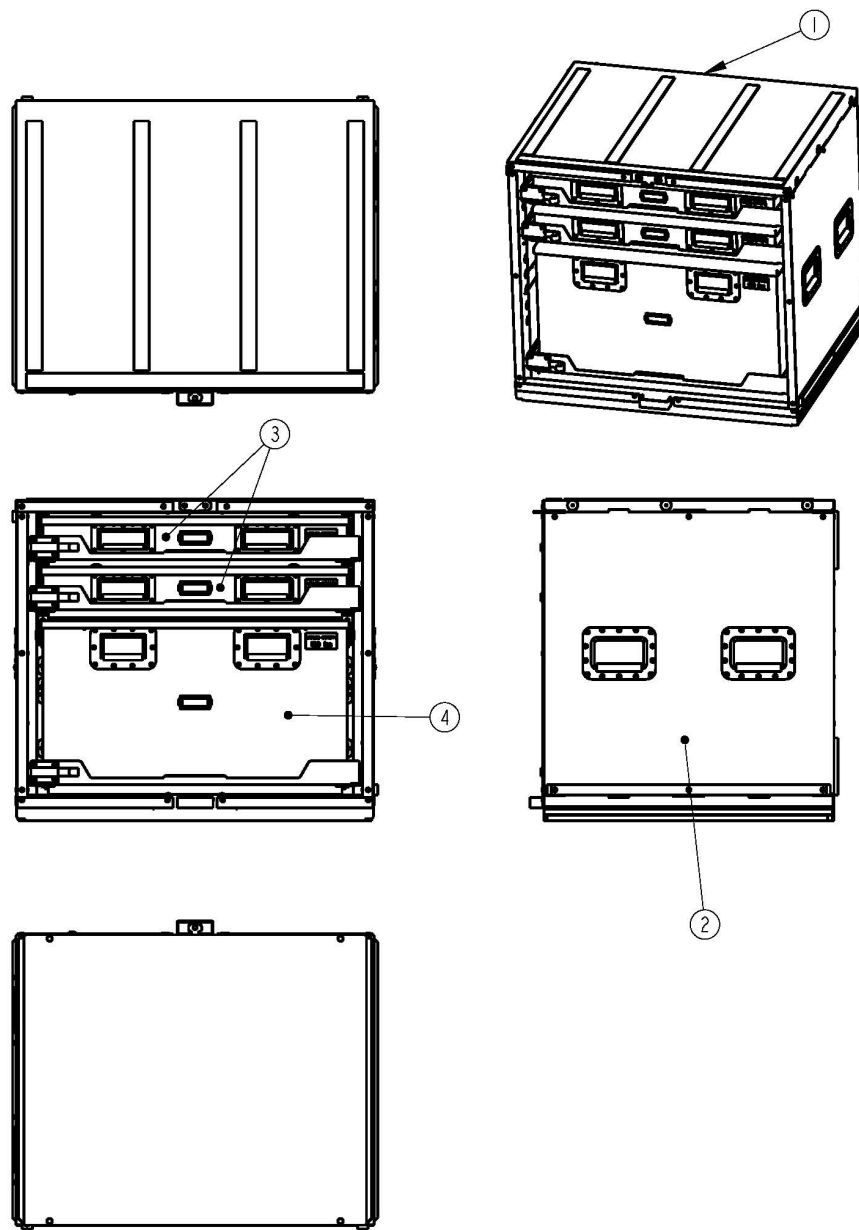


FIGURE 18 LEM 30" CABINET #3A

**FIGURE 18 GROUP 02
LEM 30" CABINET #3A**

ITEM	NSN	CAGE	PART NO.	DESCRIPTION	QTY
1	NOT ASSIGNED	INSG3	17000018-003	.30" CABINET CONFIGURATION #3A, GRAY	1
2	NOT ASSIGNED	INSG3	17000110-003	..30" HULL ASSEMBLY - GRAY	1
3	NOT ASSIGNED	INSG3	17000654-003	...DRAWER ASSEMBLY, 4" - GRAY	2
4	NOT ASSIGNED	INSG3	17000659-003	...DRAWER ASSEMBLY, 16" - GRAY	1

END OF FIGURE 18

LEM 30" CABINET #4A

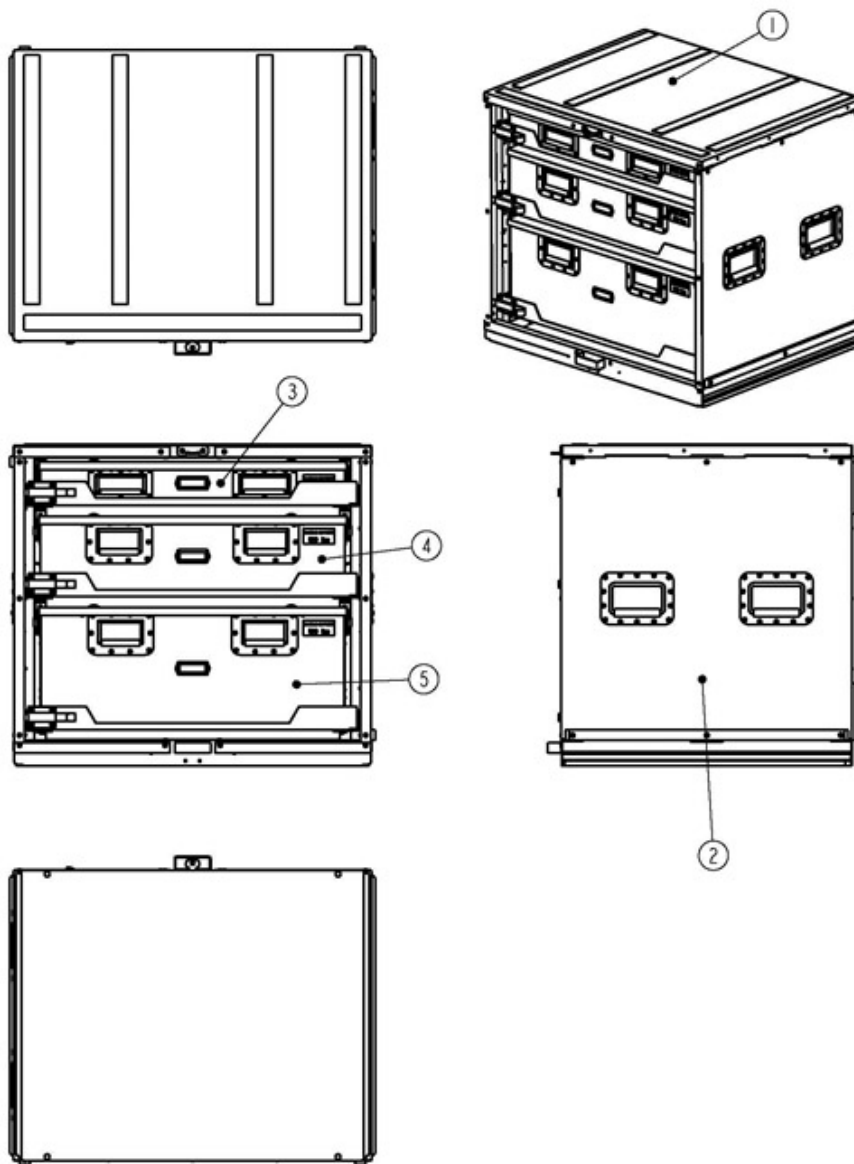


FIGURE 19 LEM 30" CABINET #4A

**FIGURE 19 GROUP 02
LEM 30" CABINET #4A**

ITEM	NSN	CAGE	PART NO.	DESCRIPTION	QTY
1	NOT ASSIGNED	INSG3	17000019-003	.30" CABINET CONFIGURATION #4A, GRAY	1
2	NOT ASSIGNED	INSG3	17000110-003	..30" HULL ASSEMBLY - GRAY	1
3	NOT ASSIGNED	INSG3	17000654-003	...DRAWER ASSEMBLY, 4" - GRAY	1
4	NOT ASSIGNED	INSG3	17000656-003	...DRAWER ASSEMBLY, 8" - GRAY	1
5	NOT ASSIGNED	INSG3	17000658-003	...DRAWER ASSEMBLY, 12" - GRAY	1

END OF FIGURE 19

LEM30" CABINET #5A

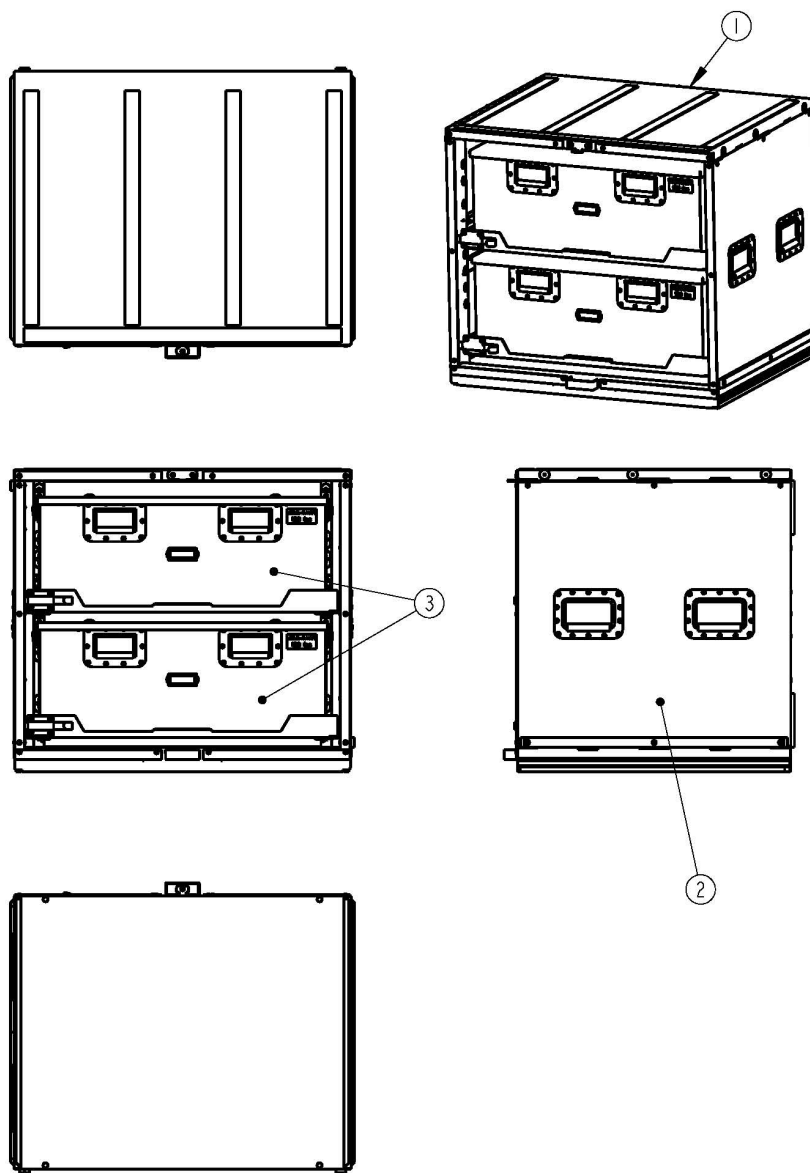


FIGURE 20 LEM 30" CABINET #5A

**FIGURE 20 GROUP 02
LEM 30" CABINET #5A**

ITEM	NSN	CAGE	PART NO.	DESCRIPTION	QTY
1	NOT ASSIGNED	INSG3	17000020-003	30" CABINET CONFIGURATION #5A, GRAY	1
2	NOT ASSIGNED	INSG3	17000110-003	30" HULL ASSEMBLY - GRAY	1
3	NOT ASSIGNED	INSG3	17000658-003	DRAWER ASSEMBLY, 12" - GRAY	2

END OF FIGURE 20

LEM 18" CABINET #1B

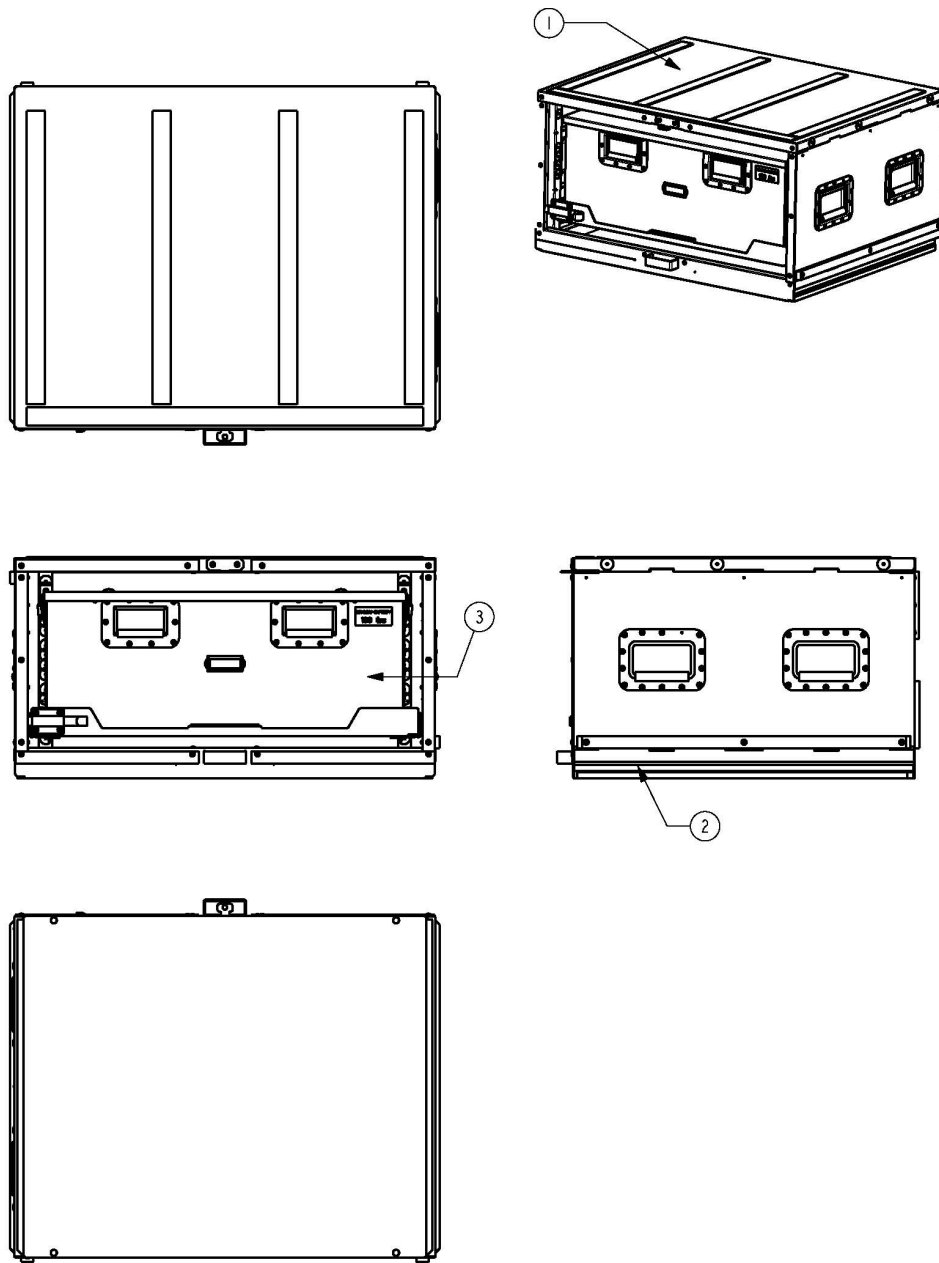


FIGURE 21 LEM 18" CABINET #1B

**FIGURE 21 GROUP 02
LEM 18" CABINET #1B**

ITEM	NSN	CAGE	PART NO.	DESCRIPTION	QTY
1	NOT ASSIGNED	INSG3	17000021-003	.18" CABINET CONFIGURATION #1B, GRAY	1
2	NOT ASSIGNED	INSG3	17000120-003	..18" HULL ASSEMBLY - GRAY	1
3	NOT ASSIGNED	INSG3	17000658-003	..DRAWER ASSEMBLY, 12" - GRAY	1

END OF FIGURE 21

LEM 18" CABINET #2B

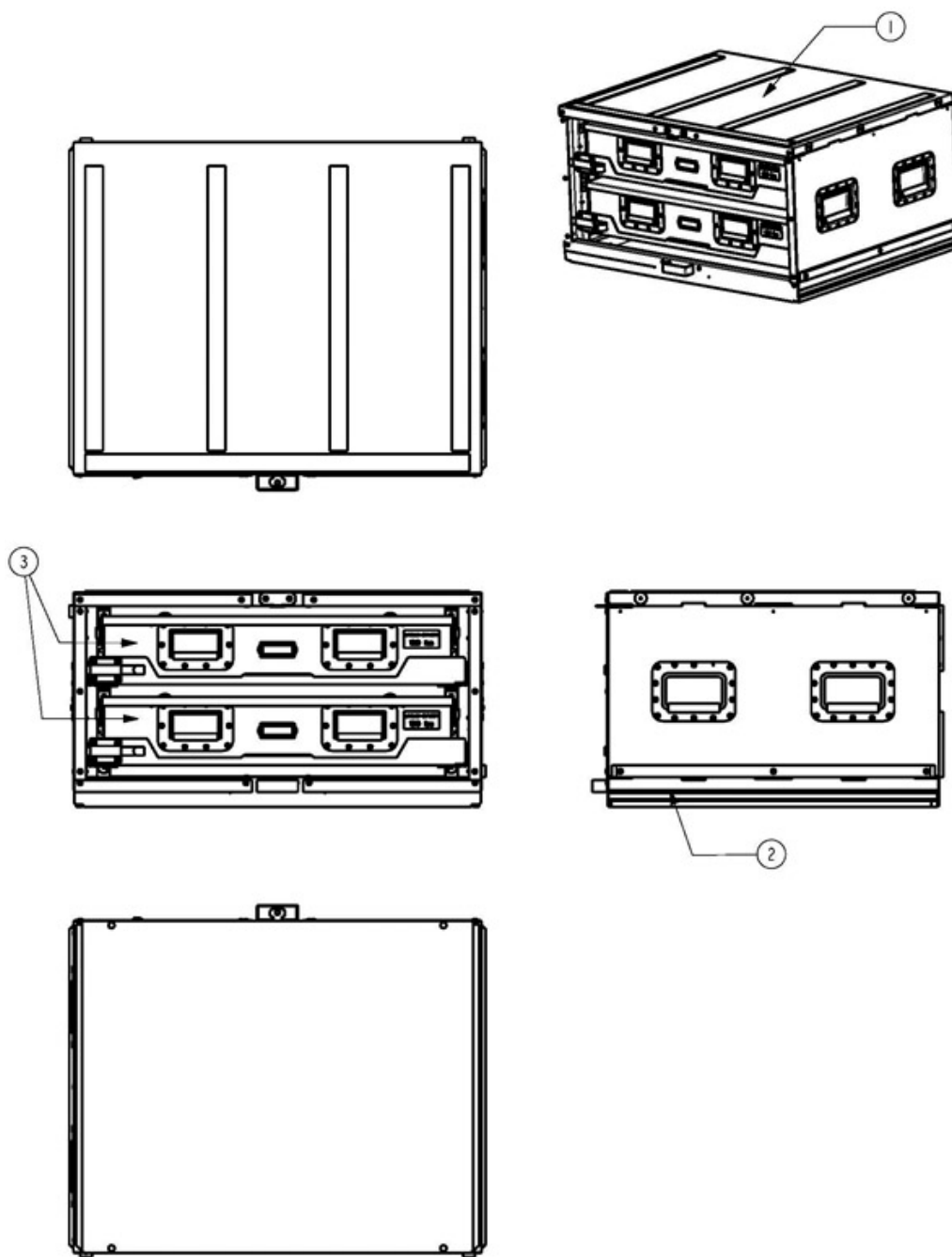


FIGURE 22 LEM 18" CABINET #2B

**FIGURE 22 GROUP 02
LEM 18" CABINET #2B**

ITEM	NSN	CAGE	PART NO.	DESCRIPTION	QTY
1	NOT ASSIGNED	INSG3	17000022-003	.18" CABINET CONFIGURATION #2B, GRAY	1
2	NOT ASSIGNED	INSG3	17000120-003	..18" HULL ASSEMBLY - GRAY	1
3	NOT ASSIGNED	INSG3	17000655-003	..DRAWER ASSEMBLY, 6" - GRAY	2

END OF FIGURE 22

LEM 18" CABINET #3B

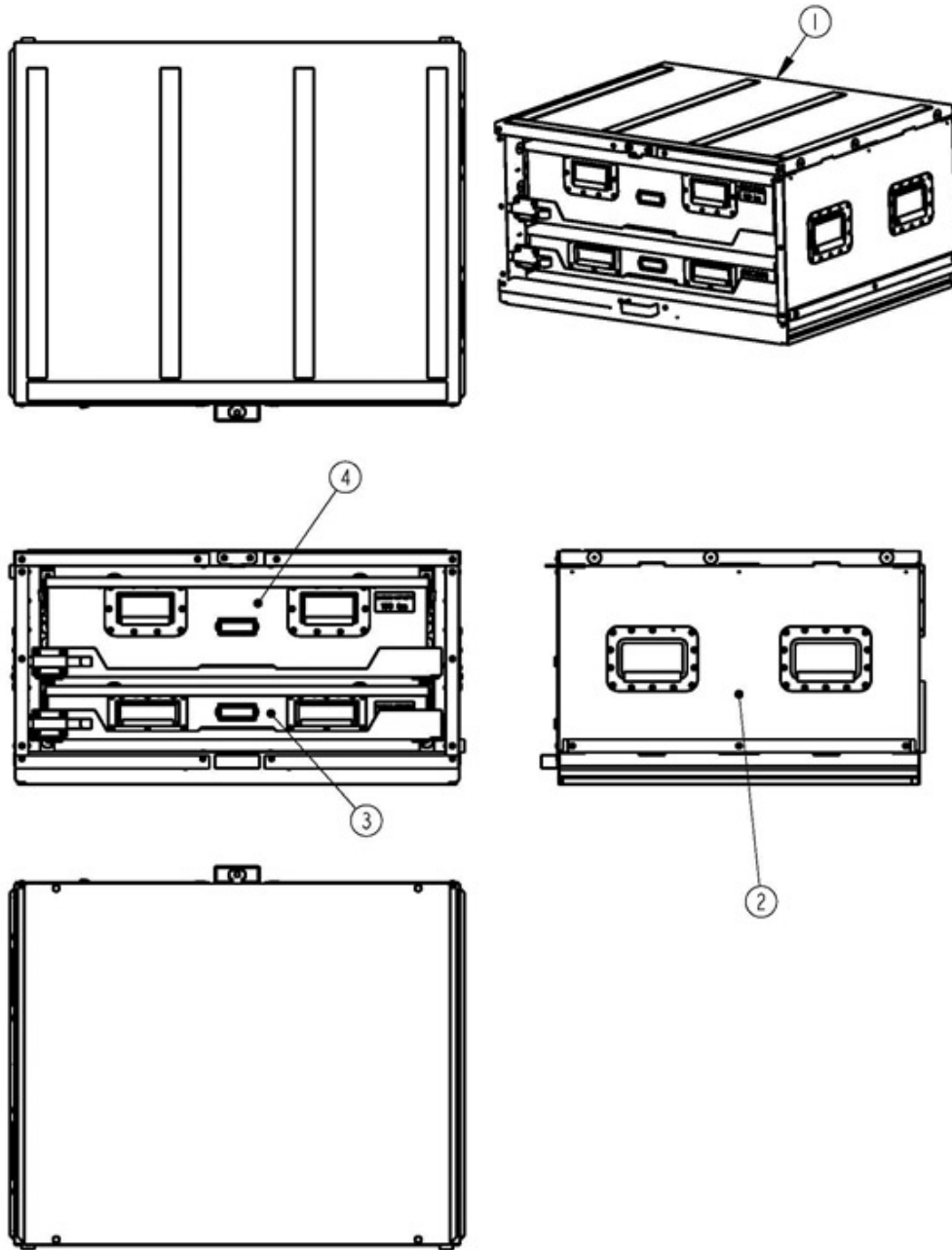


FIGURE 23 LEM 18" CABINET #3B

**FIGURE 23 GROUP 02
LEM 18" CABINET #3B**

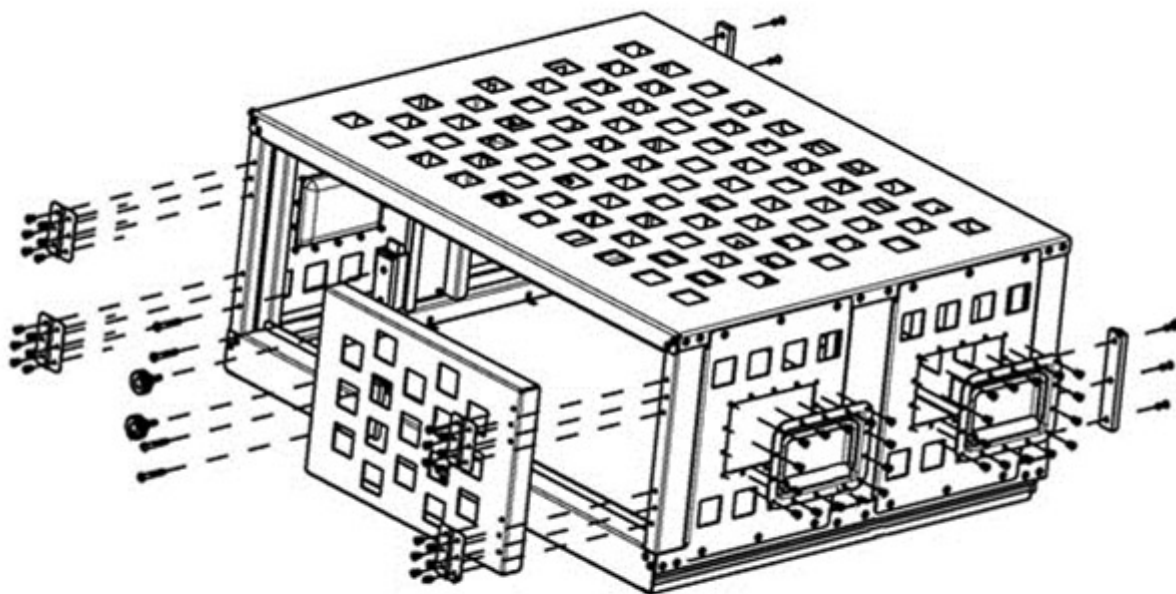
ITEM	NSN	CAGE	PART NO.	DESCRIPTION	QTY
1	NOT ASSIGNED	INSG3	17000023-003	.18" CABINET CONFIGURATION #3B, GRAY	1
2	NOT ASSIGNED	INSG3	17000120-003	..18" HULL ASSEMBLY - GRAY	1
3	NOT ASSIGNED	INSG3	17000654-003	...DRAWER ASSEMBLY, 4" - GRAY	1
4	NOT ASSIGNED	INSG3	17000656-003	...DRAWER ASSEMBLY, 8" - GRAY	1

END OF FIGURE 23**END OF WORK PACKAGE**

This page was intentionally left blank

PARTS SUPPORTING INFORMATION**FPU® SYSTEMS OPERATION MANUAL
(INCLUDING REPAIR PARTS & SPECIAL TOOL LIST)
LIGHT EXPEDITIONARY MODULE (LEM)
BOH FPU Field Pack-up Units**

LEM CAGE



LEM CAGE
FIGURES 24a 24b and 24c

LEM CAGE ASSEMBLY

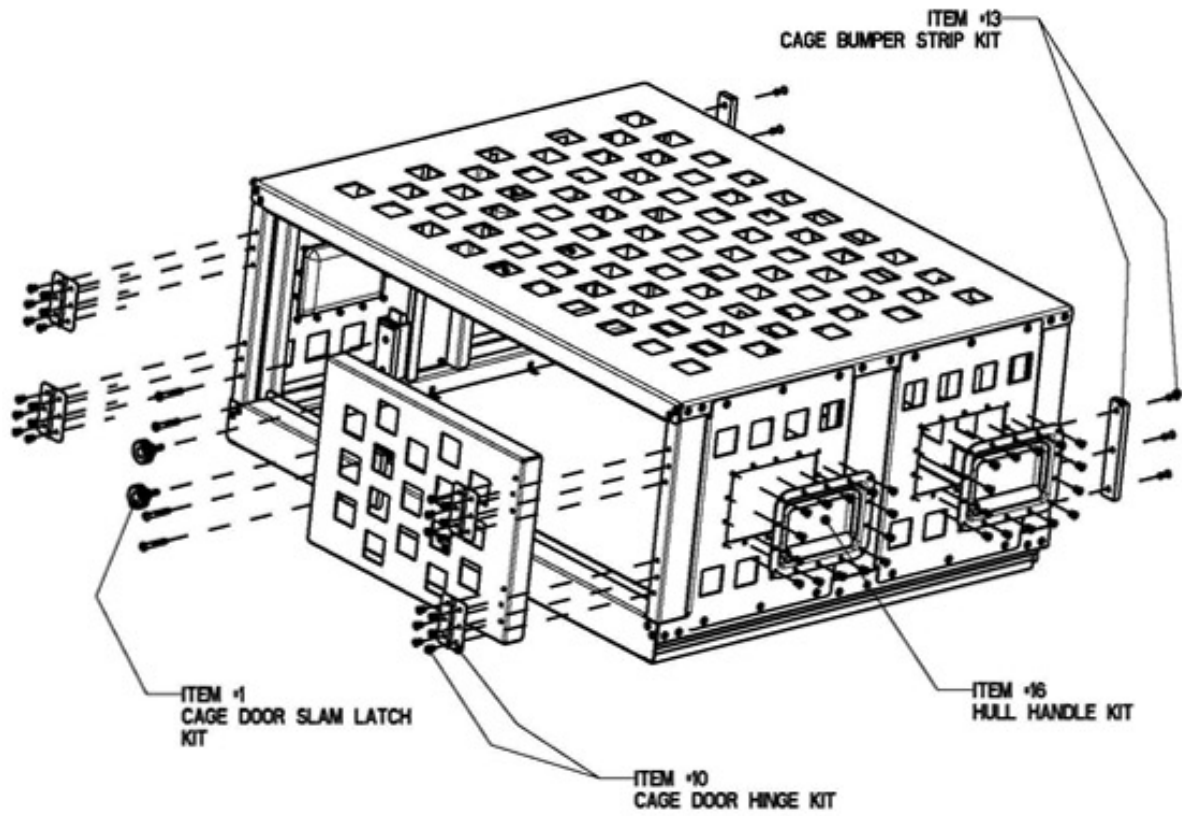


FIGURE 24a LEM CAGE ASSEMBLY

LEM CAGE LATCHES and HINGES

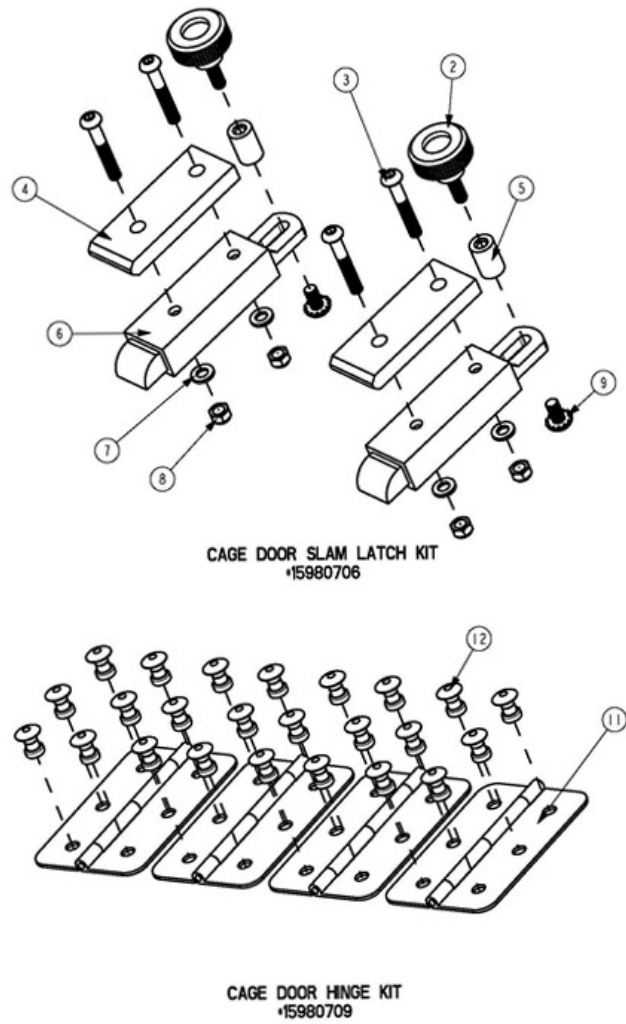
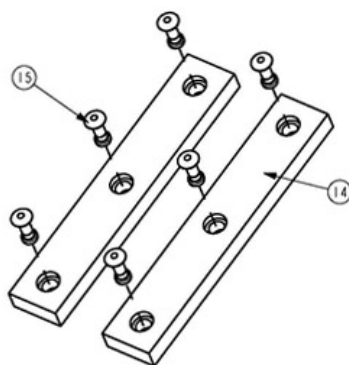
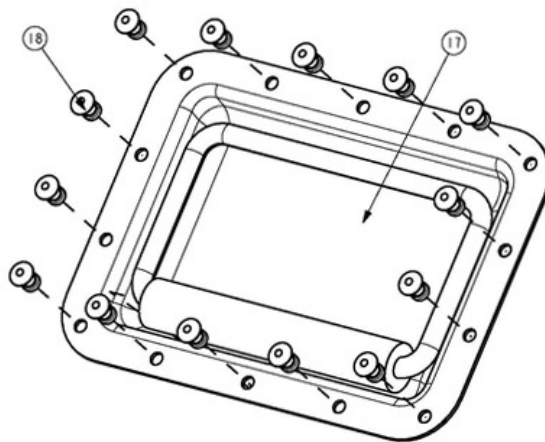


FIGURE 24b LEM CAGE LATCHES and HINGES

LEM CAGE BUMPER STRIPS and HANDLES



CAGE BUMPER STRIP KIT
*15980710



HULL HANDLE KIT
*15980705

FIGURE 24c LEM CAGE BUMPER STRIPS and HANDLES

**FIGURES 24a, 24b and 24c GROUP 03
LEM CAGE ASSEMBLY**

ITEM	NSN	CAGE	PART NO.	DESCRIPTION	QTY
1	NOT ASSIGNED	INSG3	15980706	.CAGE DOOR SLAM LATCH KIT	1
2	NOT ASSIGNED	INSG3	NOT ASSIGNED	..KNOB, BLACK POLY, 1/4-20	2
3	NOT ASSIGNED	INSG3	NOT ASSIGNED	..SCREW, BUTTON HEAD 1/4 X 2 S/S	4
4	NOT ASSIGNED	INSG3	NOT ASSIGNED	..SLAM LATCH SPACER	2
5	NOT ASSIGNED	INSG3	NOT ASSIGNED	..STANDOFF, 1/2" DIA X 3/4" LONG	2
6	NOT ASSIGNED	INSG3	NOT ASSIGNED	..SLAM LATCH	2
7	NOT ASSIGNED	INSG3	NOT ASSIGNED	..6 MM FLAT WASHER	4
8	NOT ASSIGNED	INSG3	NOT ASSIGNED	..M6-1 NYLON LOCK NUT	4
9	NOT ASSIGNED	INSG3	NOT ASSIGNED	..SCREW M/S P PH SS 1/4-20 X 1/2	2
10	NOT ASSIGNED	INSG3	15980709	.CAGE DOOR HINGE KIT	1
11	NOT ASSIGNED	INSG3	NOT ASSIGNED	..HINGE, LEAF	4
12	NOT ASSIGNED	INSG3	NOT ASSIGNED	..POP RIVET, 3/16 X 1/4 - SB64	12
13	NOT ASSIGNED	INSG3	15980710	.CAGE BUMPER STRIP KIT	1
14	NOT ASSIGNED	INSG3	NOT ASSIGNED	..REAR BUMPER STRIP	2
15	NOT ASSIGNED	INSG3	NOT ASSIGNED	..RIVET, 3/16" X 1/2" LG	6
16	NOT ASSIGNED	INSG3	15980705	.HULL HANDLE KIT	1
17	NOT ASSIGNED	INSG3	NOT ASSIGNED	..CASE HANDLE	1
18	NOT ASSIGNED	INSG3	NOT ASSIGNED	..RIVET, 3/16" X 1/4" LG	14

END OF FIGURES 24a, 24b and 24c

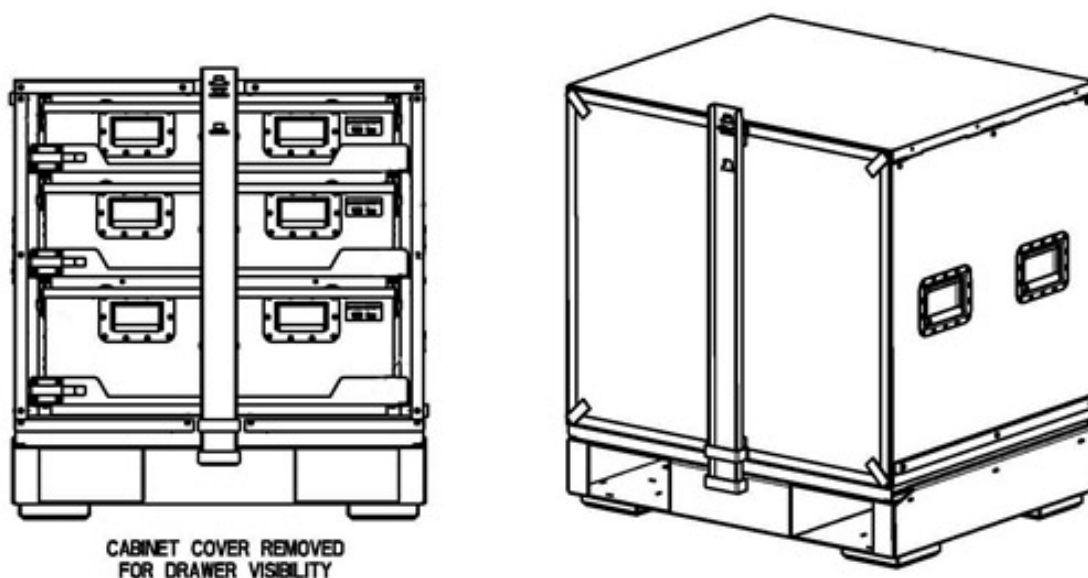
END OF WORK PACKAGE

This page was intentionally left blank

PARTS SUPPORTING INFORMATION

**FPU® SYSTEMS OPERATION MANUAL
(INCLUDING REPAIR PARTS & SPECIAL TOOL LIST)
LIGHT EXPEDITIONARY MODULE (LEM)
BOH FPU Field Pack-up Units**

LEM 36" MODULES



**LEM 36" MODULES
FIGURES 25, 26, 27, 28 and 29**

LEM 36" MODULE #1

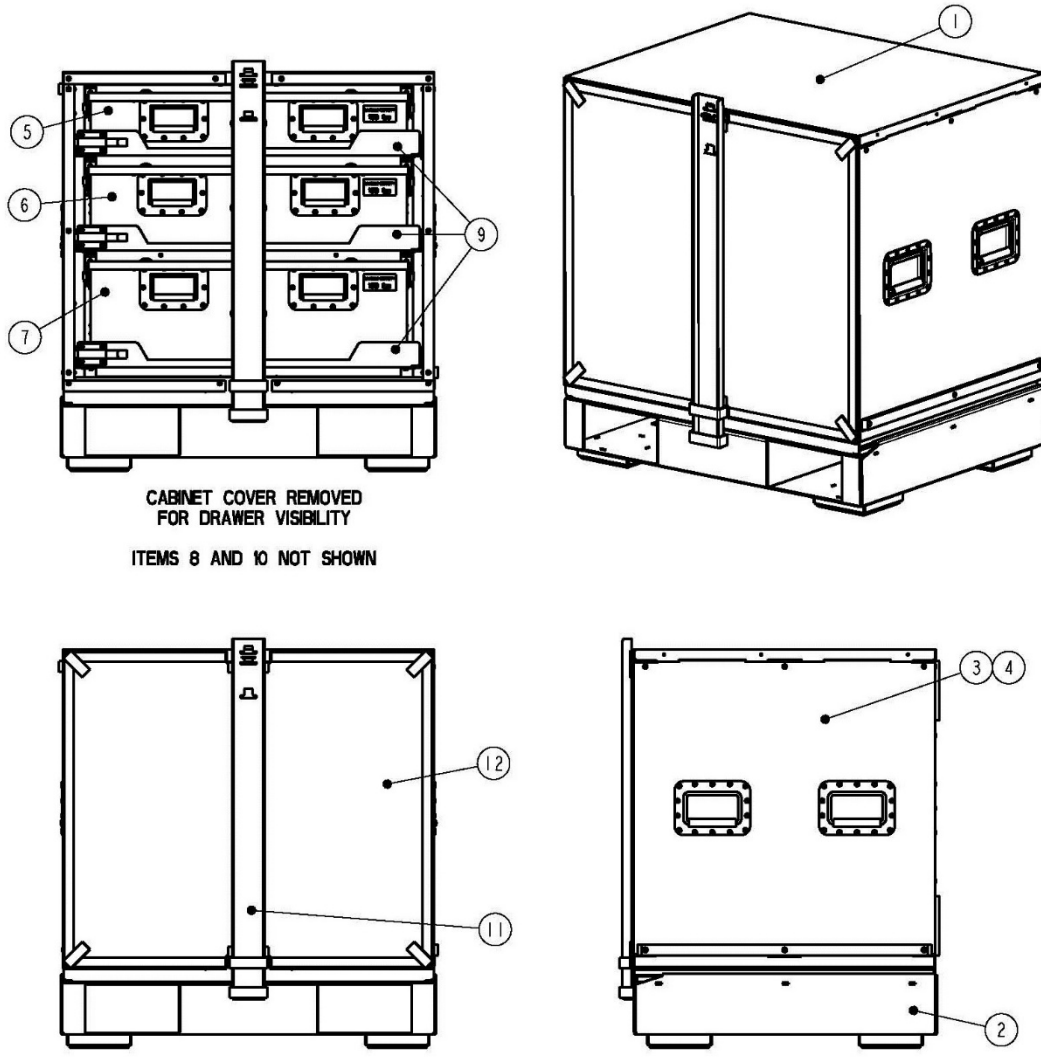


FIGURE 25 LEM 36" MODULE #1

**FIGURE 25 GROUP 04
LEM 36" MODULE #1**

ITEM	NSN	CAGE	PART NO.	DESCRIPTION	QTY
1	8145-01-611-3931	INSG3	17100001-003	..BOH FPU LIGHT EXPEDITIONARY MODULE 36 CONFIG #1 - GRAY	1
2	NOT ASSIGNED	INSG3	17000100-003	..LEM BASE ASSEMBLY, GRAY	1
3	NOT ASSIGNED	INSG3	17000016-003	..30" CABINET CONFIGURATION #1A - GRAY	1
4	NOT ASSIGNED	INSG3	17000110-003	..30" HULL ASSEMBLY, GRAY	1
5	NOT ASSIGNED	INSG3	17000655-003	...DRAWER ASSEMBLY 6", GRAY	1
6	NOT ASSIGNED	INSG3	17000656-003	...DRAWER ASSEMBLY 8", GRAY	1
7	NOT ASSIGNED	INSG3	17000657-003	...DRAWER ASSEMBLY 10", GRAY	1
8	NOT ASSIGNED	INSG3	15980802-003	...DRAWER RETAINER KIT, GRAY	3
9	NOT ASSIGNED	INSG3	15980803-003	...DRAWER TRAY KIT, GRAY	3
10	NOT ASSIGNED	INSG3	15980804-003	...SLIDE KIT, GRAY	3
11	NOT ASSIGNED	INSG3	17000157-003	..SECURITY BAR, 30" LOW PROFILE, GRAY	1
12	NOT ASSIGNED	INSG3	17000243	..LEM CABINET COVER, 30", BLACK	1

END OF FIGURES 25

LEM 36" MODULE #2

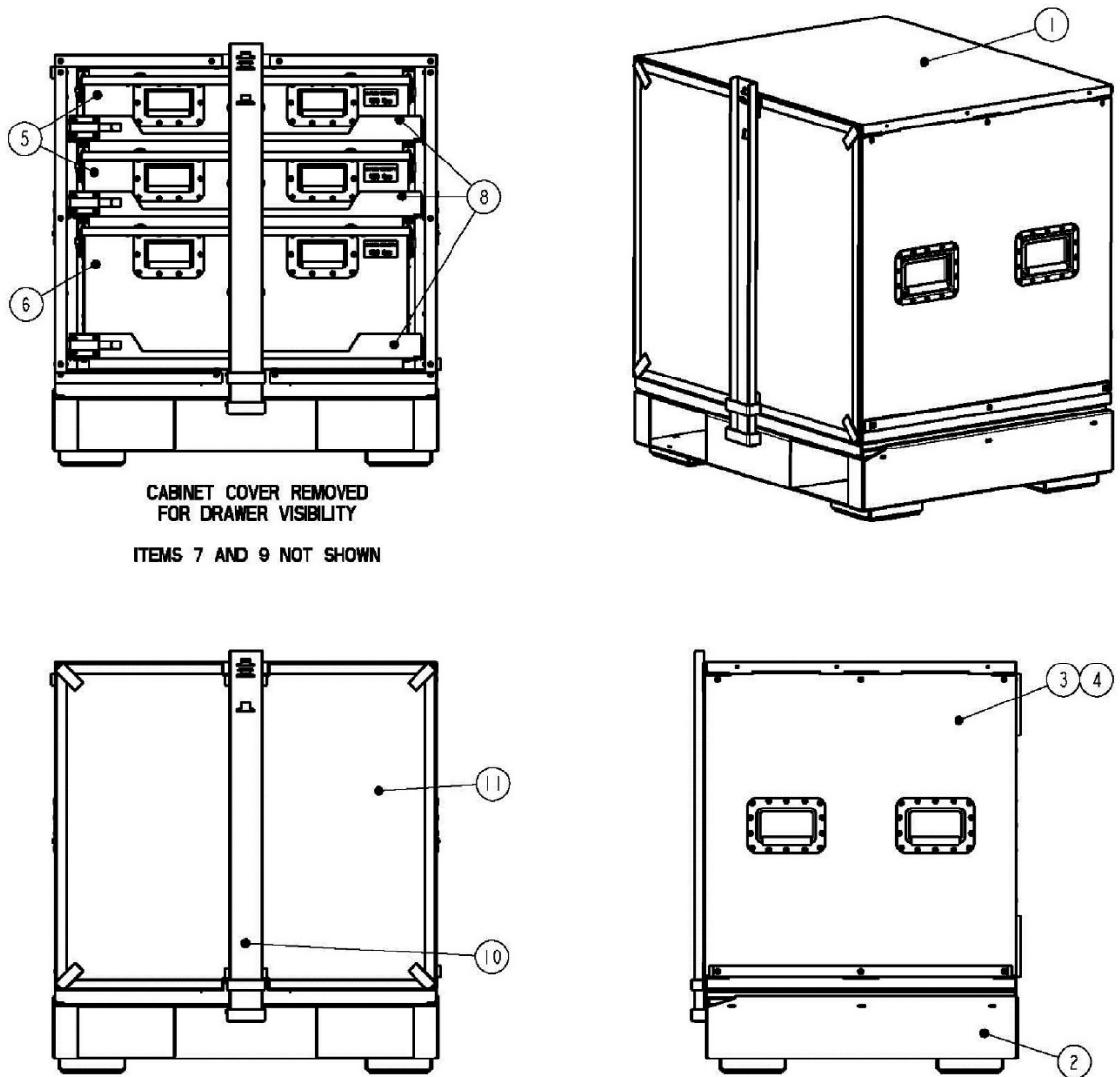


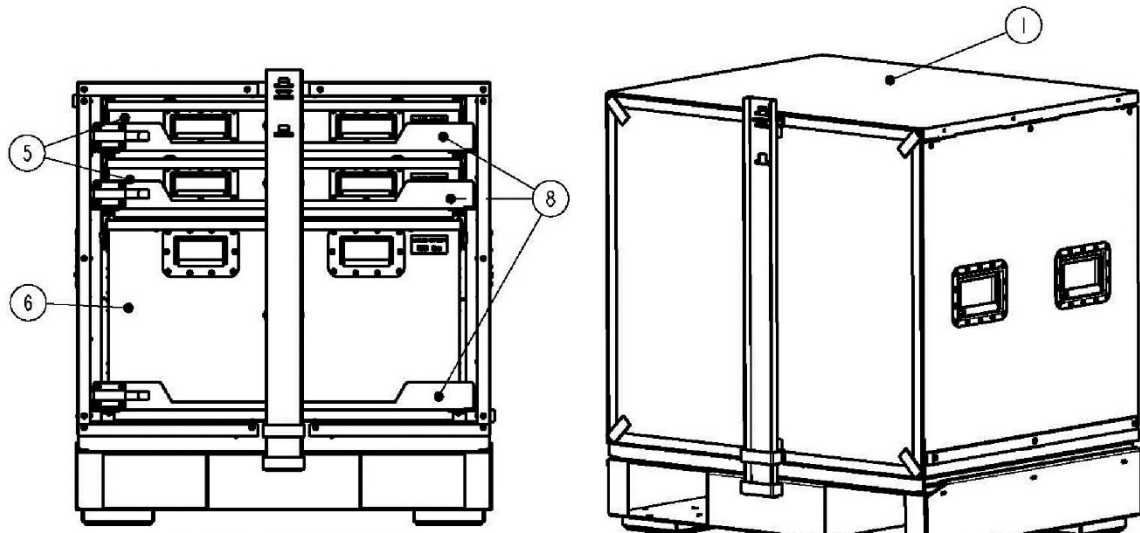
FIGURE 26 LEM 36" MODULE #2

**FIGURE 26 GROUP 04
LEM 36" MODULE #2**

ITEM	NSN	CAGE	PART NO.	DESCRIPTION	QTY
1	PENDING	INSG3	17100002-003	.BOH FPU LIGHT EXPEDITIONARY MODULE 36 CONFIG #2 - GRAY	1
2	NOT ASSIGNED	INSG3	17000100-003	..LEM BASE ASSEMBLY, GRAY	1
3	NOT ASSIGNED	INSG3	17000017-003	..30" CABINET CONFIGURATION #2A - GRAY	1
4	NOT ASSIGNED	INSG3	17000110-003	...30" HULL ASSEMBLY, GRAY	1
5	NOT ASSIGNED	INSG3	17000655-003	...DRAWER ASSEMBLY 6", GRAY	2
6	NOT ASSIGNED	INSG3	17000658-003	...DRAWER ASSEMBLY 12", GRAY	1
7	NOT ASSIGNED	INSG3	15980802-003	...DRAWER RETAINER KIT, GRAY	3
8	NOT ASSIGNED	INSG3	15980803-003	...DRAWER TRAY KIT, GRAY	3
9	NOT ASSIGNED	INSG3	15980804-003	...SLIDE KIT, GRAY	3
10	NOT ASSIGNED	INSG3	17000157-003	..SECURITY BAR, 30" LOW PROFILE, GRAY	1
11	NOT ASSIGNED	INSG3	17000243	..LEM CABINET COVER, 30", BLACK	1

END OF FIGURES 26

LEM 36" MODULE #3



CABINET COVER REMOVED
FOR DRAWER VISIBILITY
ITEMS 7 AND 9 NOT SHOWN

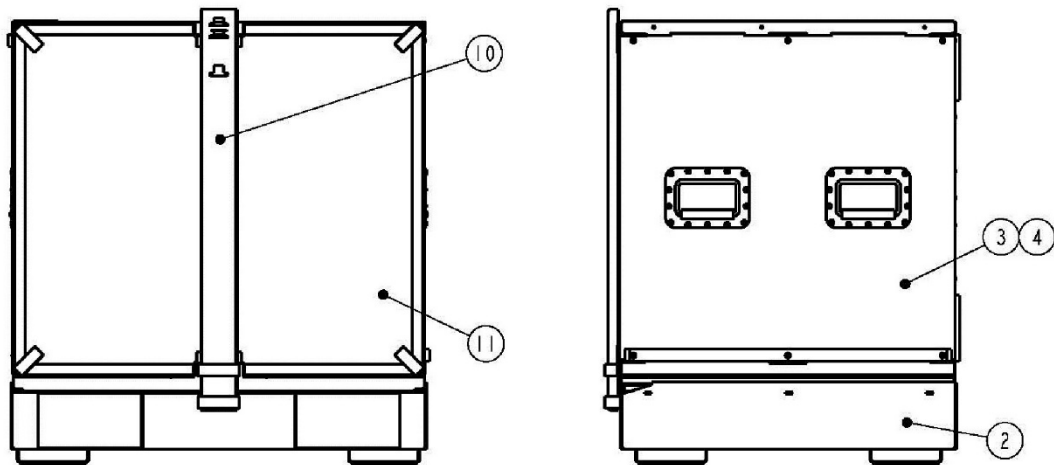


FIGURE 27 LEM 36" MODULE #3

**FIGURE 27 GROUP 04
LEM 36" MODULE #3**

ITEM	NSN	CAGE	PART NO.	DESCRIPTION	QTY
1	PENDING	INSG3	17100003-003	.BOH FPU LIGHT EXPEDITIONARY MODULE 36 CONFIG #3 - GRAY	1
2	NOT ASSIGNED	INSG3	17000100-003	..LEM BASE ASSEMBLY, GRAY	1
3	NOT ASSIGNED	INSG3	17000018-003	..30" CABINET CONFIGURATION #3A - GRAY	1
4	NOT ASSIGNED	INSG3	17000110-003	...30" HULL ASSEMBLY, GRAY	1
5	NOT ASSIGNED	INSG3	17000654-003	...DRAWER ASSEMBLY 4", GRAY	2
6	NOT ASSIGNED	INSG3	17000659-003	...DRAWER ASSEMBLY 16", GRAY	1
7	NOT ASSIGNED	INSG3	15980802-003	...DRAWER RETAINER KIT, GRAY	3
8	NOT ASSIGNED	INSG3	15980803-003	...DRAWER TRAY KIT, GRAY	3
9	NOT ASSIGNED	INSG3	15980804-003	...SLIDE KIT, GRAY	3
10	NOT ASSIGNED	INSG3	17000157-003	..SECURITY BAR, 30" LOW PROFILE, GRAY	1
11	NOT ASSIGNED	INSG3	17000243	..LEM CABINET COVER, 30", BLACK	1

END OF FIGURES 27

LEM 36" MODULE #4

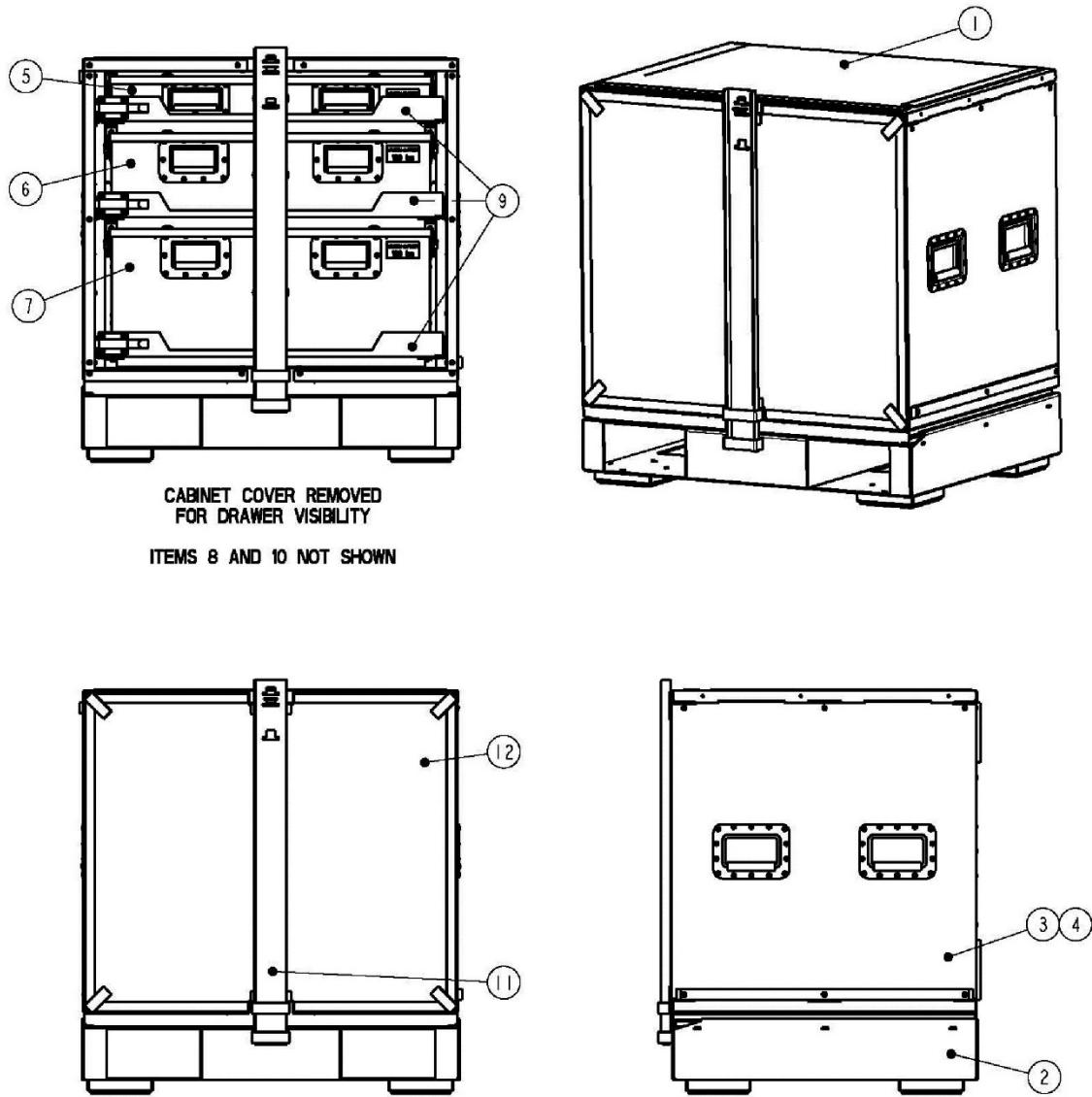


FIGURE 28 LEM 36" MODULE #4

**FIGURE 28 GROUP 04
LEM 36" MODULE #4**

ITEM	NSN	CAGE	PART NO.	DESCRIPTION	QTY
1	PENDING	INSG3	17100004-003	.BOH FPU LIGHT EXPEDITIONARY MODULE 36 CONFIG #4 - GRAY	1
2	NOT ASSIGNED	INSG3	17000100-003	..LEM BASE ASSEMBLY, GRAY	1
3	NOT ASSIGNED	INSG3	17000019-003	..30" CABINET CONFIGURATION #4A - GRAY	1
4	NOT ASSIGNED	INSG3	17000110-003	...30" HULL ASSEMBLY, GRAY	1
5	NOT ASSIGNED	INSG3	17000654-003	...DRAWER ASSEMBLY 4", GRAY	1
6	NOT ASSIGNED	INSG3	17000656-003	...DRAWER ASSEMBLY 8", GRAY	1
7	NOT ASSIGNED	INSG3	17000658-003	...DRAWER ASSEMBLY 12", GRAY	1
8	NOT ASSIGNED	INSG3	15980802-003	...DRAWER RETAINER KIT, GRAY	3
9	NOT ASSIGNED	INSG3	15980803-003	...DRAWER TRAY KIT, GRAY	3
10	NOT ASSIGNED	INSG3	15980804-003	...SLIDE KIT, GRAY	3
11	NOT ASSIGNED	INSG3	17000157-003	..SECURITY BAR, 30" LOW PROFILE, GRAY	1
12	NOT ASSIGNED	INSG3	17000243	..LEM CABINET COVER, 30", BLACK	1

END OF FIGURES 28

LEM 36" MODULE #5

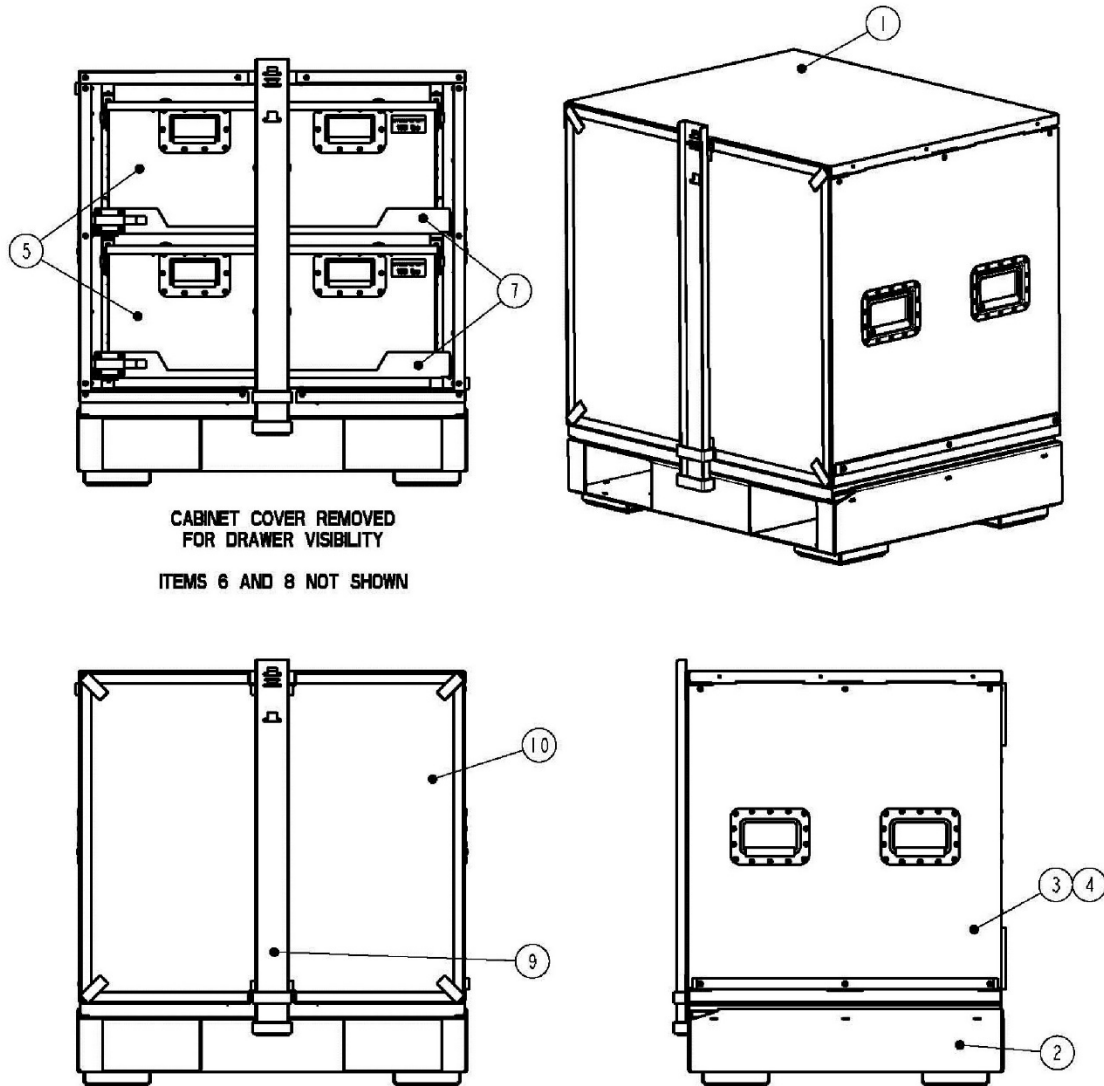


FIGURE 29 LEM 36" MODULE #5

**FIGURE 29 GROUP 04
LEM 36" MODULE #5**

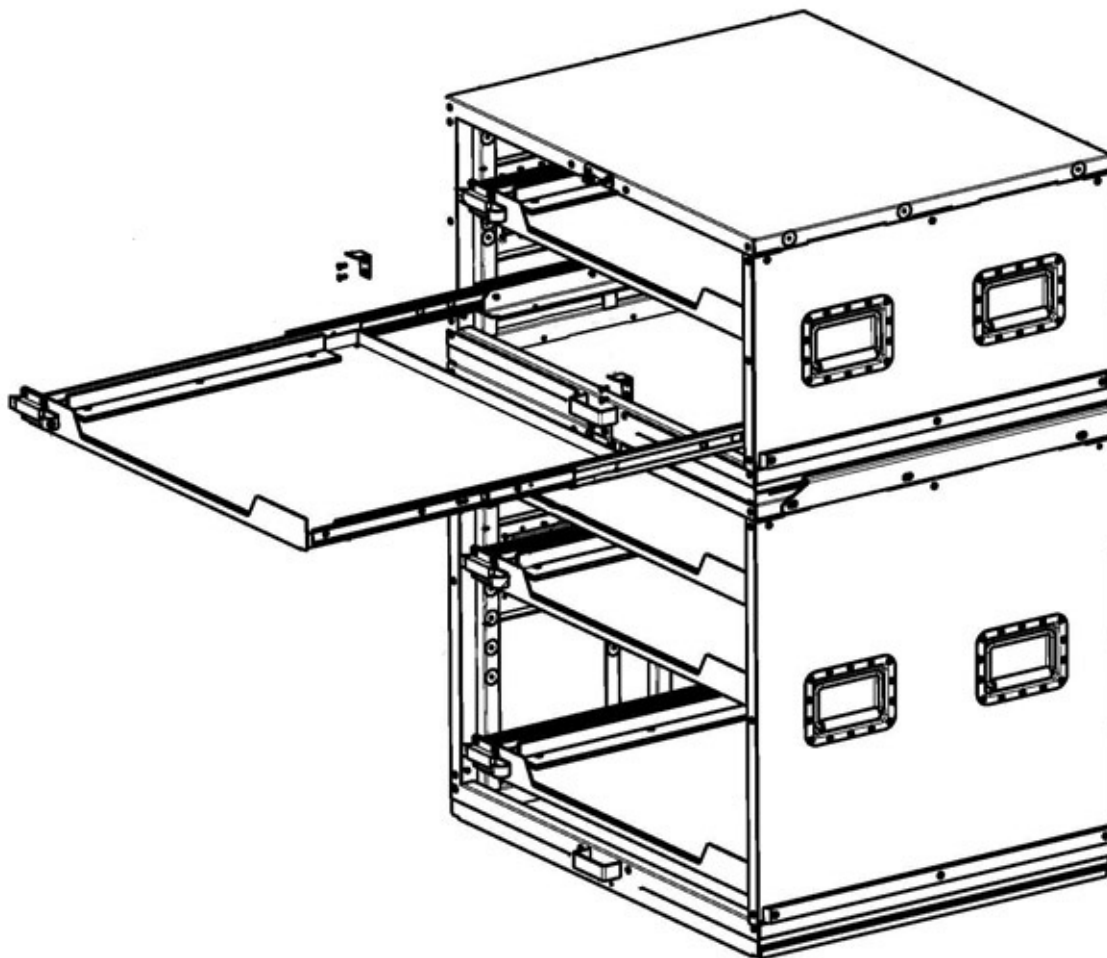
ITEM	NSN	CAGE	PART NO.	DESCRIPTION	QTY
1	8145-01-611-3928	INSG3	17100005-003	.BOH FPU LIGHT EXPEDITIONARY MODULE 36 CONFIG #5 - GRAY	1
2	NOT ASSIGNED	INSG3	17000100-003	..LEM BASE ASSEMBLY, GRAY	1
3	NOT ASSIGNED	INSG3	17000020-003	..30" CABINET CONFIGURATION #5A - GRAY	1
4	NOT ASSIGNED	INSG3	17000110-003	...30" HULL ASSEMBLY, GRAY	1
5	NOT ASSIGNED	INSG3	17000658-003	..DRAWER ASSEMBLY 12", GRAY	2
6	NOT ASSIGNED	INSG3	15980802-003	...DRAWER RETAINER KIT, GRAY	2
7	NOT ASSIGNED	INSG3	15980803-003	...DRAWER TRAY KIT, GRAY	2
8	NOT ASSIGNED	INSG3	15980804-003	...SLIDE KIT, GRAY	2
9	NOT ASSIGNED	INSG3	17000157-003	..SECURITY BAR, 30" LOW PROFILE, GRAY	1
10	NOT ASSIGNED	INSG3	17000243	..LEM CABINET COVER, 30", BLACK	1

END OF FIGURE 29

END OF WORK PACKAGE

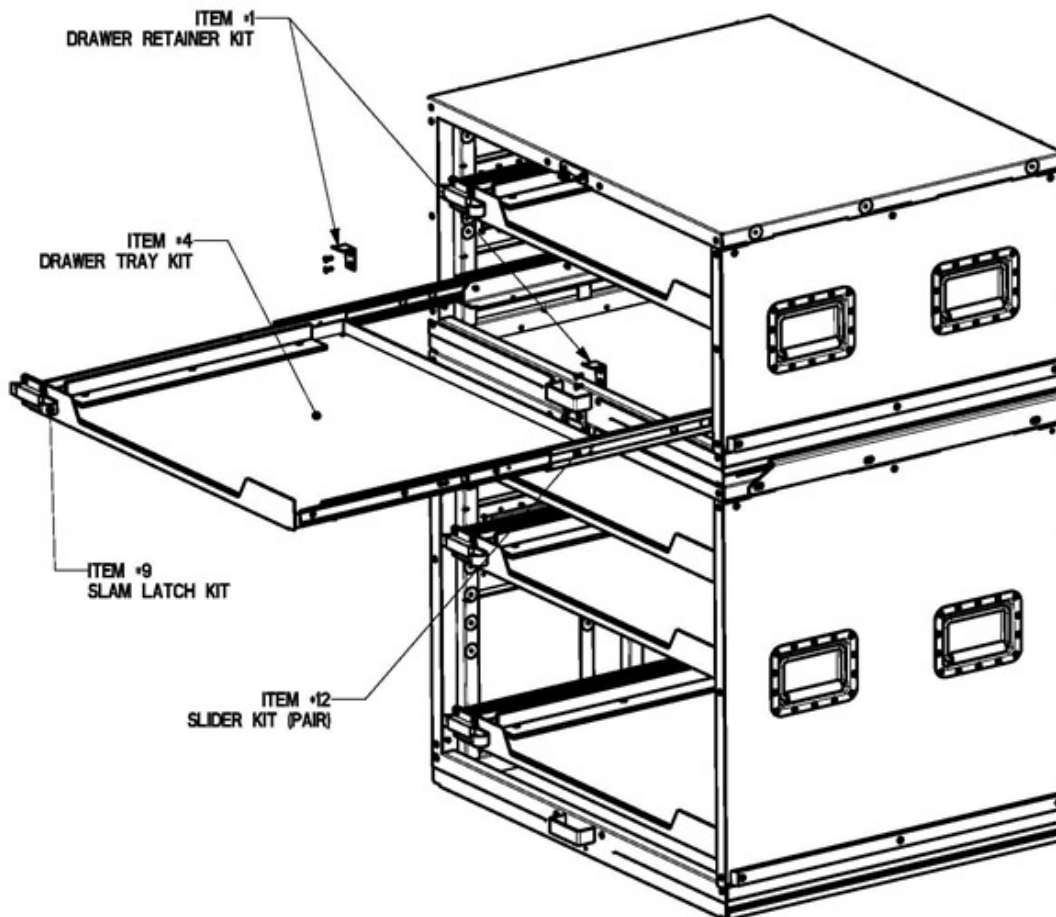
This page was intentionally left blank

PARTS SUPPORTING INFORMATION**FPU® SYSTEMS OPERATION MANUAL
(INCLUDING REPAIR PARTS & SPECIAL TOOL LIST)
LIGHT EXPEDITIONARY MODULE (LEM)
BOH FPU Field Pack-up Units****LEM HULL ASSEMBLIES**



**LEM 18" AND 30" HULL ASSEMBLIES
FIGURES 30a, 30b and 30c**

LEM 18" AND 30" HULL ASSEMBLIES



NOTE:
DRAWERS REMOVED FOR CLARITY.
DETAILED KIT INFO ON NEXT PAGE.

FIGURE 30a LEM 18" AND 30" HULL ASSEMBLIES

LEM 18" AND 30" TRAY AND DRAWER RETAINER

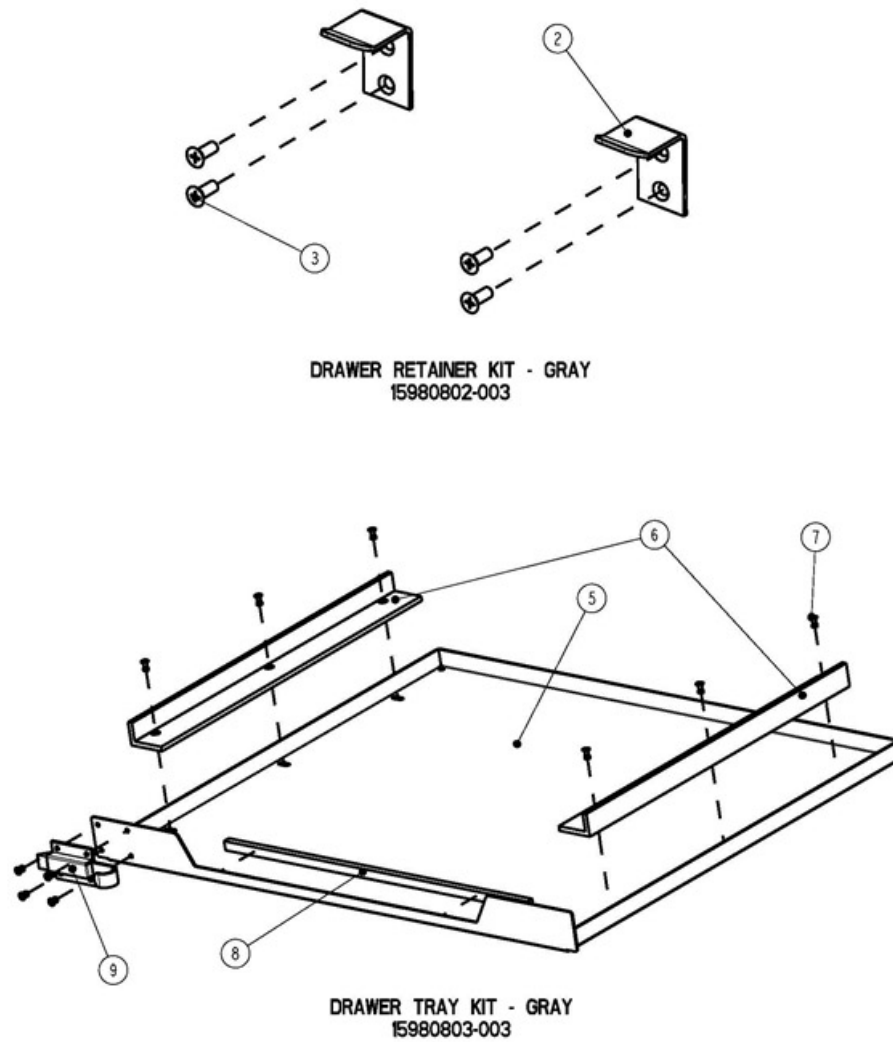


FIGURE 30b LEM 18" AND 30" TRAY AND DRAWER RETAINER

LEM 18" AND 30" SLAM LATCHES AND SLIDES

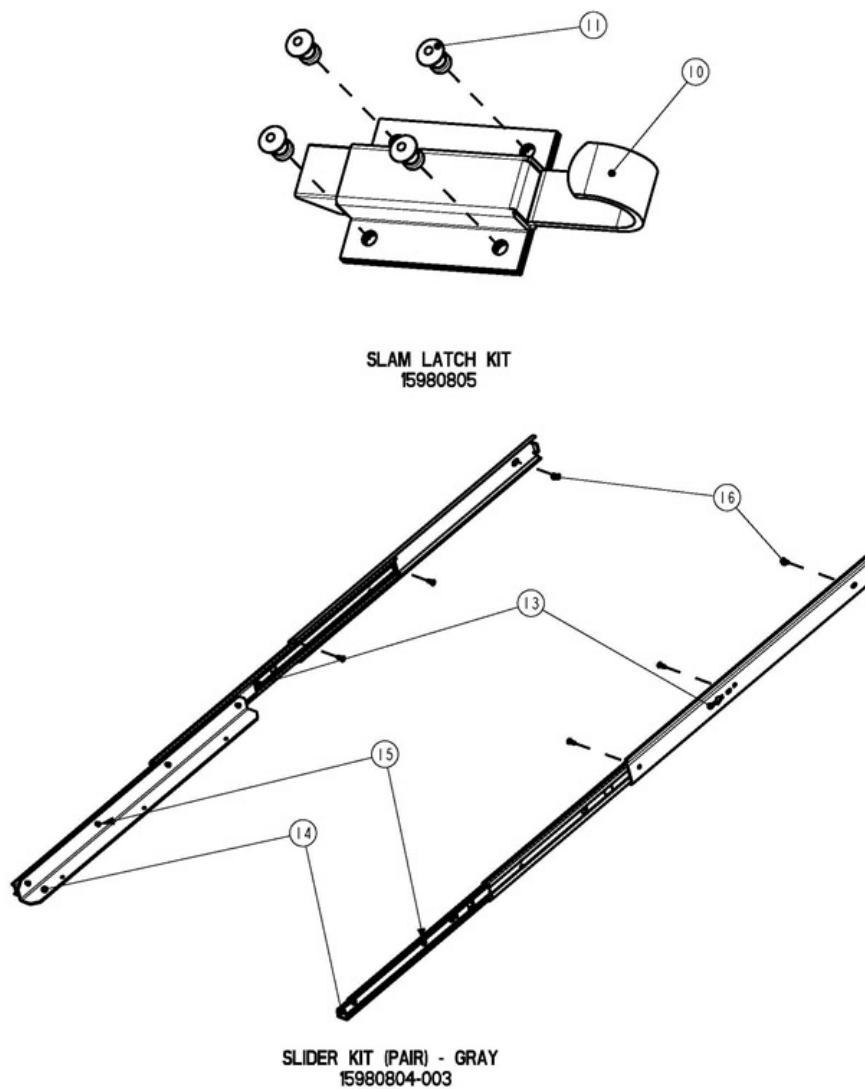


FIGURE 30c LEM 18" AND 30" SLAM LATCHES AND SLIDES

**FIGURES 30a, 30b and 30c GROUP 05
LEM 18" AND 30" HULL ASSEMBLIES**

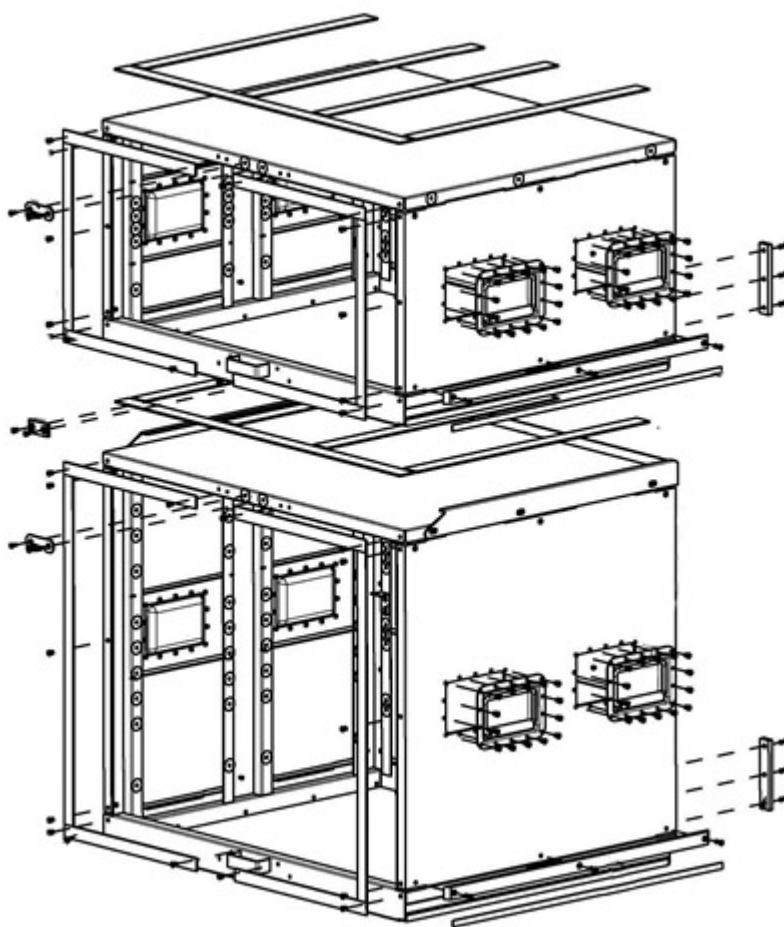
ITEM	NSN	CAGE	PART NO.	DESCRIPTION	QTY
1	NOT ASSIGNED	INSG3	15980802-003	.DRAWER RETAINER KIT - GRAY	1
2	NOT ASSIGNED	INSG3	NOT ASSIGNED	..L BRACKET - GRAY	2
3	NOT ASSIGNED	INSG3	NOT ASSIGNED	..10-32 X 1/2" 1g MACHINE SCREW	4
4	NOT ASSIGNED	INSG3	15980803-003	.DRAWER TRAY KIT-GRAY	1
5	NOT ASSIGNED	INSG3	NOT ASSIGNED	..DRAWER TRAY - GRAY	1
6	NOT ASSIGNED	INSG3	NOT ASSIGNED	..PLASTIC TRAY SLIDER	2
7	NOT ASSIGNED	INSG3	NOT ASSIGNED	..3/16" RIVET SB66	6
8	NOT ASSIGNED	INSG3	NOT ASSIGNED	..NEOPRENE TRAY GUARD STRIP	1
9	NOT ASSIGNED	INSG3	15980805	..SLAM LATCH KIT	1
10	NOT ASSIGNED	INSG3	NOT ASSIGNED	...FINGER PULL SLAM LATCH	1
11	NOT ASSIGNED	INSG3	NOT ASSIGNED	...3/16" RIVET	4
12	NOT ASSIGNED	INSG3	15980804-003	.SLIDE KIT - GRAY	1
13	NOT ASSIGNED	INSG3	NOT ASSIGNED	..SLIDE PAIR, LEFT AND RIGHT	1
14	NOT ASSIGNED	INSG3	NOT ASSIGNED	..SLIDE SUPPORT ANGLE	2
15	NOT ASSIGNED	INSG3	NOT ASSIGNED	...RIVET, SC64 COUNTERSUNK	2
16	NOT ASSIGNED	INSG3	NOT ASSIGNED	...1/4-20 X 5/8" PH SCREW	6

END of FIGURES 30a, 30b and 30c

END OF WORK PACKAGE

This page was intentionally left blank

PARTS SUPPORTING INFORMATION**FPU® SYSTEMS OPERATION MANUAL
(INCLUDING REPAIR PARTS & SPECIAL TOOL LIST)
LIGHT EXPEDITIONARY MODULE (LEM)
BOH FPU Field Pack-up Units****LEM HULL ACCESSORIES**

**FIGURE 31a, 31b, 31c, 31d and 31e LEM HULL ACCESSORIES**

LEM HULL ACCESSORIES

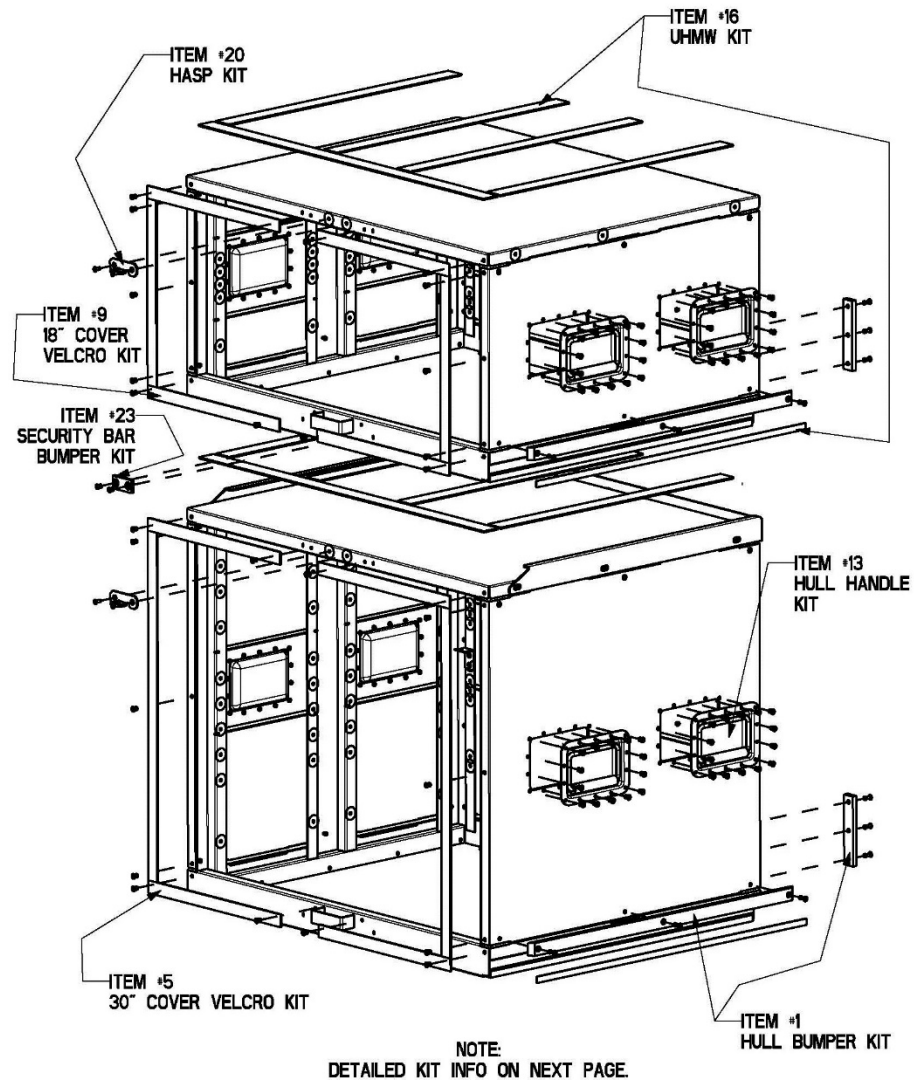


FIGURE 31a LEM HULL ACCESSORIES

BUMPER and 30" VELCRO STRIPS

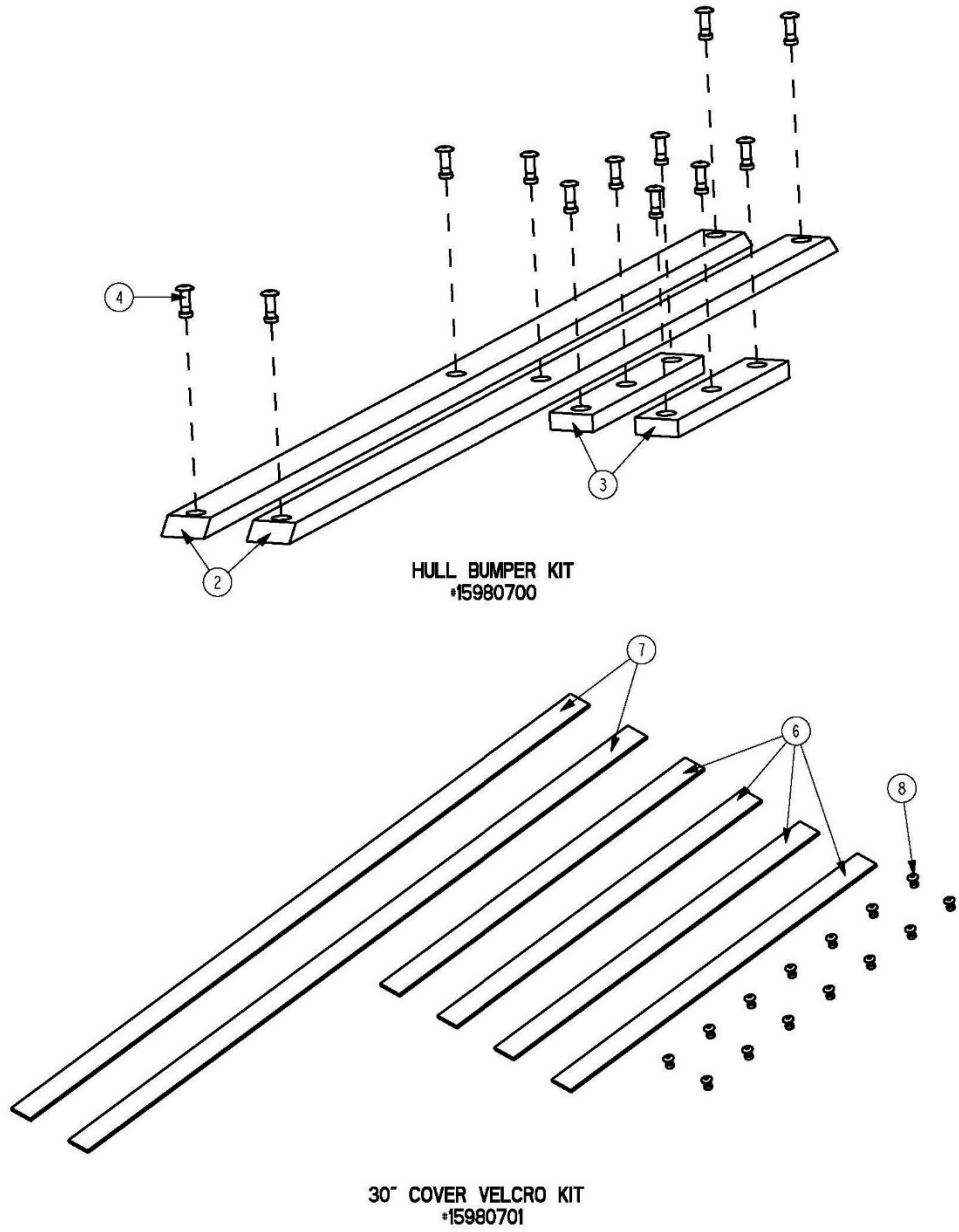
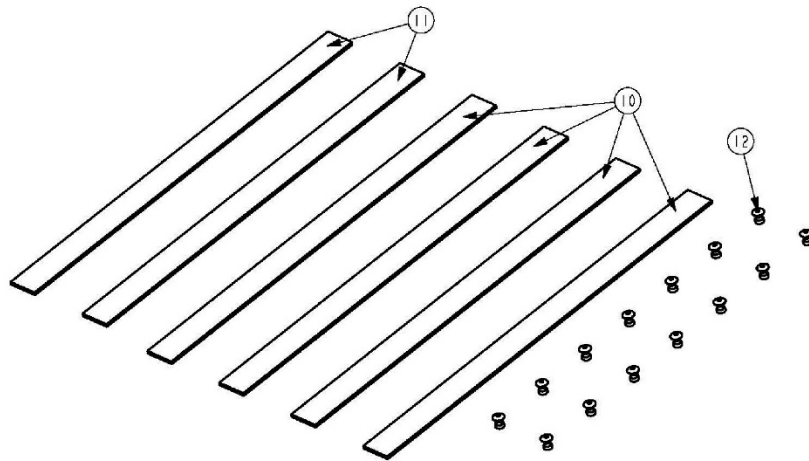
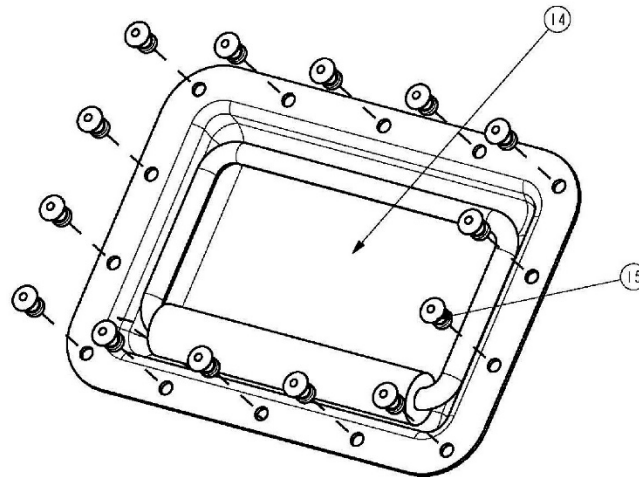


FIGURE 31b BUMPER and 30" VELCRO STRIPS

VELCRO STRIPS and HANDLE



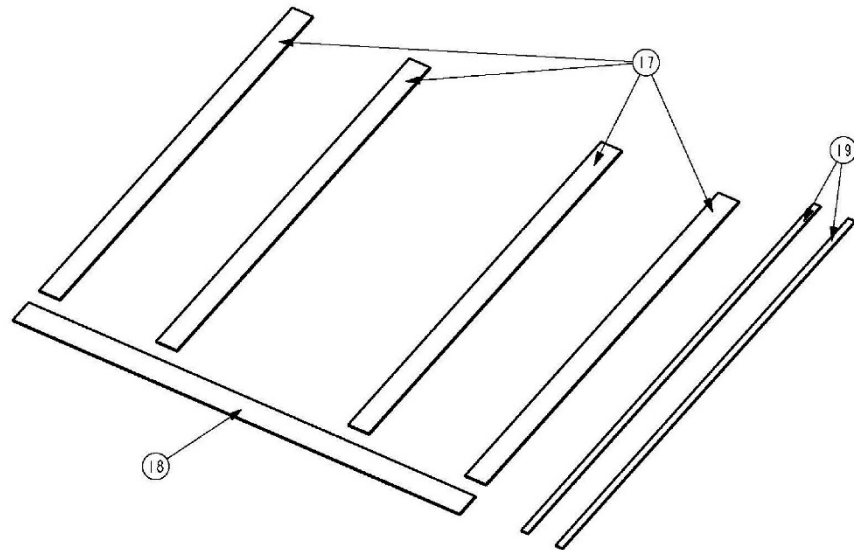
18" COVER VELCRO KIT
#15980702



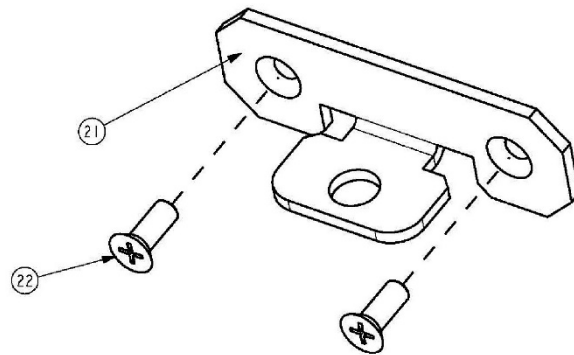
HULL HANDLE KIT
#15980705

FIGURE 31c 18" VELCRO STRIPS and HANDLE

UHMW STRIPS and HASP



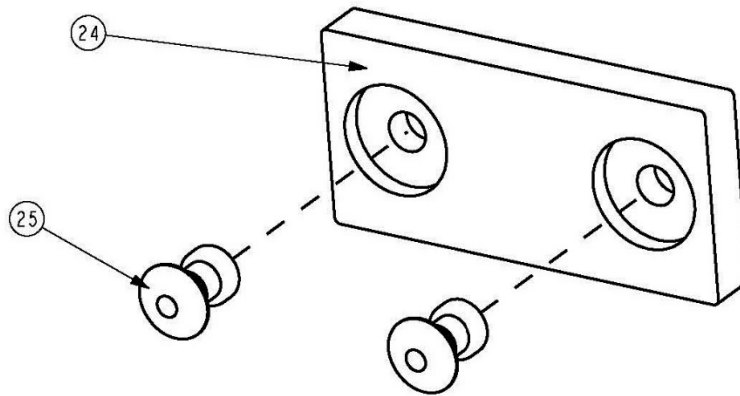
UHMW KIT
#15980706



HASP KIT - GRAY
#15980801 -003

FIGURE 31d UHMW STRIPS and HASP

SECURITY BAR BUMPER



**SECURITY BAR BUMPER KIT
#15980707**

FIGURE 31e SECURITY BAR BUMPER

**FIGURES 31a, 31b, 31c, 31d, and 31e GROUP 06
LEM HULL ACCESSORIES**

ITEM	NSN	CAGE	PART NO.	DESCRIPTION	QTY
1	NOT ASSIGNED	INSG3	15980700	.HULL BUMPER KIT	1
2	NOT ASSIGNED	INSG3	NOT ASSIGNED	..SIDE BUMPER KIT	2
3	NOT ASSIGNED	INSG3	NOT ASSIGNED	..REAR BUMPER KIT	2
4	NOT ASSIGNED	INSG3	NOT ASSIGNED	..RIVET, 3/16" X 1/2" LG	12
5	NOT ASSIGNED	INSG3	15980701	.30" COVER VELCRO KIT	1
6	NOT ASSIGNED	INSG3	NOT ASSIGNED	..HOOK HORIZONTAL	4
7	NOT ASSIGNED	INSG3	NOT ASSIGNED	..HOOK, VERTICAL	2
8	NOT ASSIGNED	INSG3	NOT ASSIGNED	..RIVET, 3/16" X 1/4" LG	14
9	NOT ASSIGNED	INSG3	15980702	.18" COVER VELCRO KIT	1
10	NOT ASSIGNED	INSG3	NOT ASSIGNED	..HOOK HORIZONTAL	4
11	NOT ASSIGNED	INSG3	NOT ASSIGNED	..HOOK, VERTICAL	2
12	NOT ASSIGNED	INSG3	NOT ASSIGNED	..RIVET, 3/16" X 1/4" LG	14
13	NOT ASSIGNED	INSG3	15980705	.HULL HANDLE KIT	1
14	NOT ASSIGNED	INSG3	NOT ASSIGNED	..CASE HANDLE	1
15	NOT ASSIGNED	INSG3	NOT ASSIGNED	..RIVET, 3/16" X 1/4" LG	14
16	NOT ASSIGNED	INSG3	15980706	.UHMW KIT	1
17	NOT ASSIGNED	INSG3	NOT ASSIGNED	..1-1/2" STRIP X 27-1 2 LG	4
18	NOT ASSIGNED	INSG3	NOT ASSIGNED	..1-1/2" STRIP X 31 LG	1
19	NOT ASSIGNED	INSG3	NOT ASSIGNED	..1/2" STRIP	2
20	NOT ASSIGNED	INSG3	15980801- 003	.HASP KIT- GRAY	1
21	NOT ASSIGNED	INSG3	NOT ASSIGNED	..HASP - GRAY	1
22	NOT ASSIGNED	INSG3	NOT ASSIGNED	..SCREW, 10-32 X 1/2", FLAT	2
23	NOT ASSIGNED	INSG3	15980707	.SECURITY BAR BUMPER KIT	1
24	NOT ASSIGNED	INSG3	NOT ASSIGNED	..HDPE BUMPER	1
25	NOT ASSIGNED	INSG3	NOT ASSIGNED	..RIVET, 3/16" X 1/4" LG	2

END of FIGURES 31a, 31b, 31c, 31d and 31e

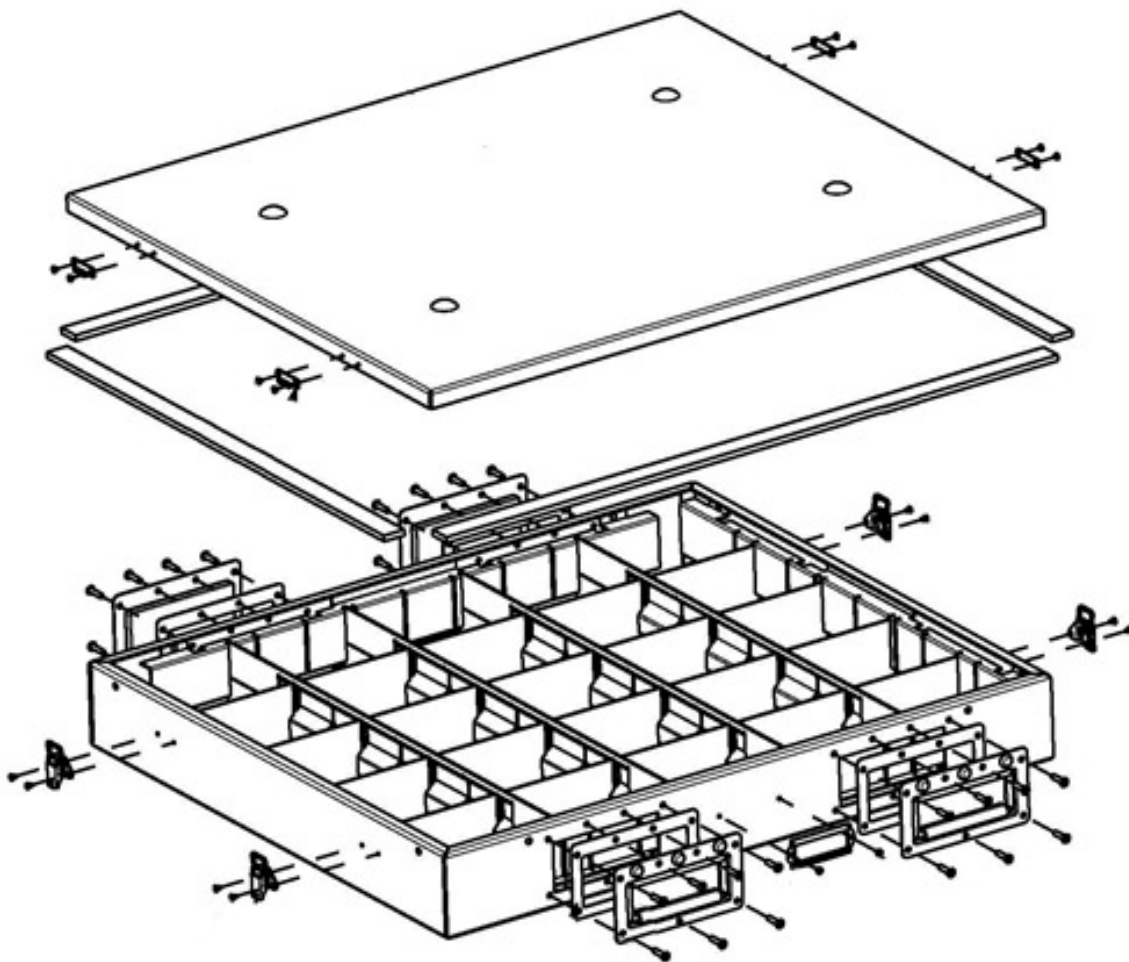
END OF WORK PACKAGE

This page was intentionally left blank

PARTS SUPPORTING INFORMATION

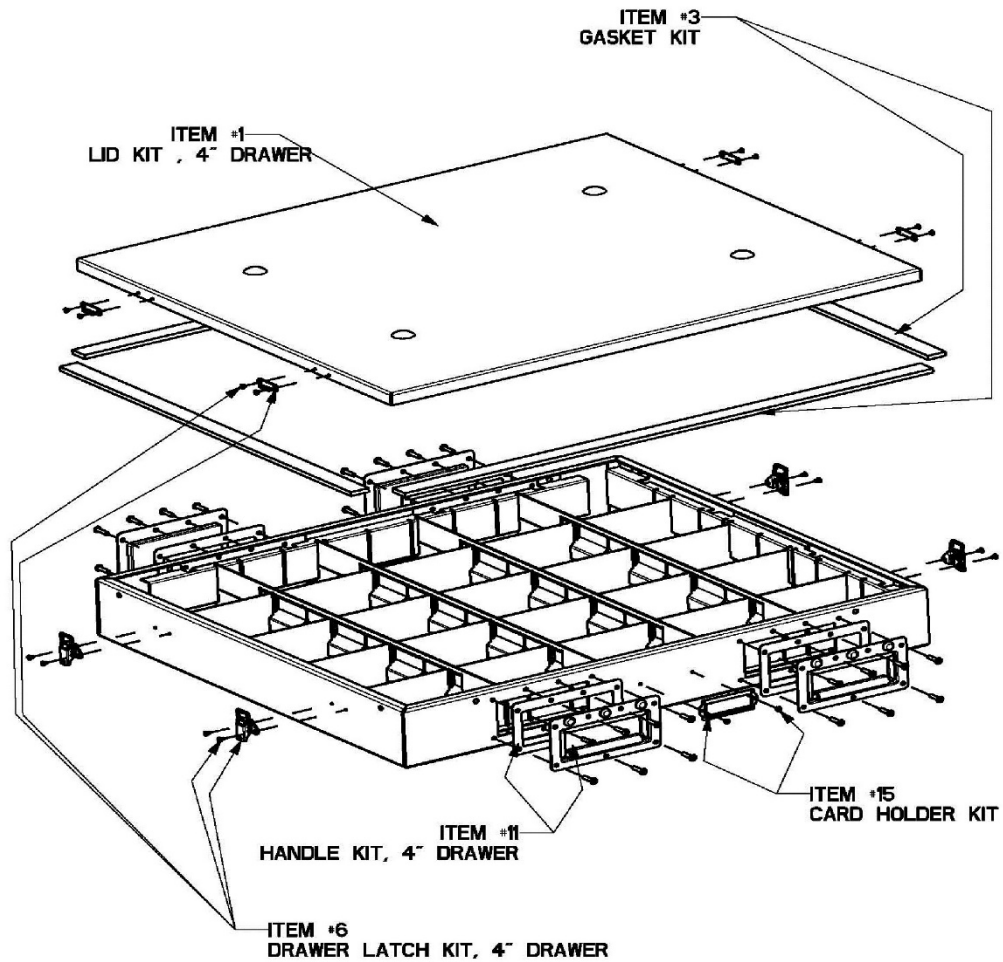
**FPU® SYSTEMS OPERATION MANUAL
(INCLUDING REPAIR PARTS & SPECIAL TOOL LIST)
LIGHT EXPEDITIONARY MODULE (LEM)
BOH FPU Field Pack-up Units**

DRAWER ASSEMBLIES

**FIGURES 32a through 32d 4" DRAWER ASSEMBLY**

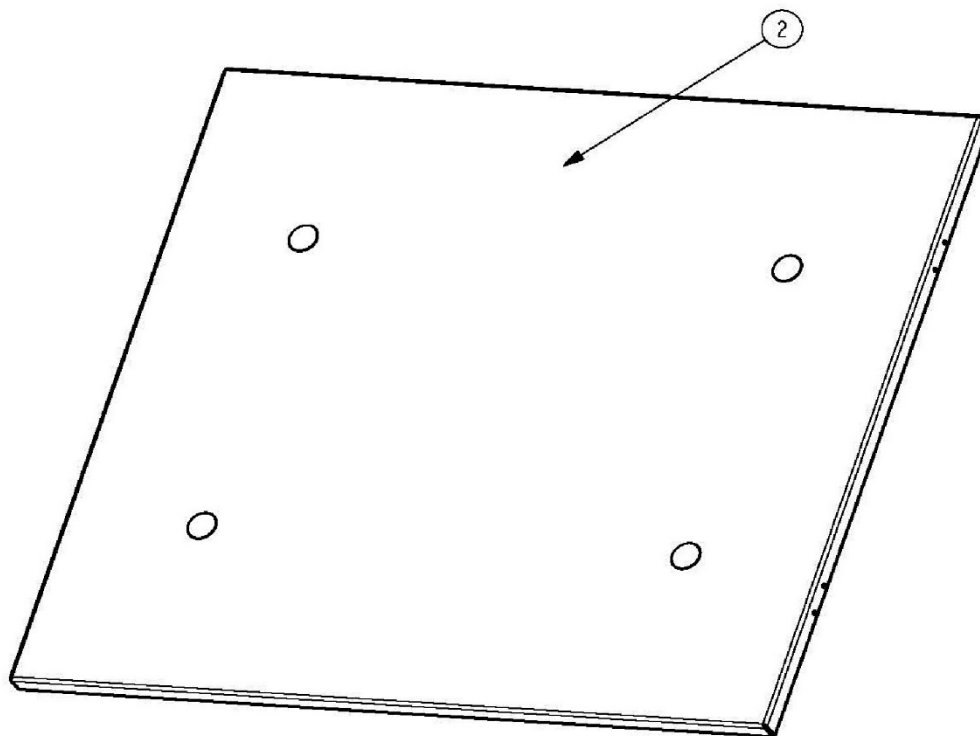
Note 4" drawer assembly parts are not applicable to the other drawers

FIGURE 33a through 33d 6", 8", 10", 12" and 16" DRAWER ASSEMBLIES

4" DRAWER ASSEMBLY**FIGURE 32a 4" DRAWER ASSEMBLY**

Note 4" drawer assembly parts are not applicable to the other drawers

4" DRAWER LID



LID KIT, 4" DRAWER
#15980820-003

FIGURE 32b 4" DRAWER LID

4" DRAWER SEALS and LATCHES

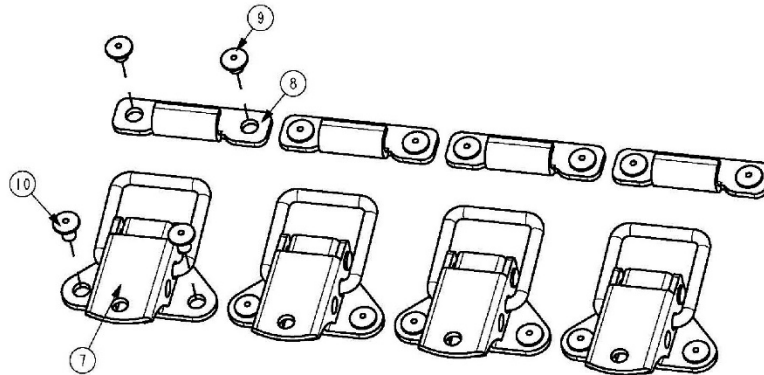
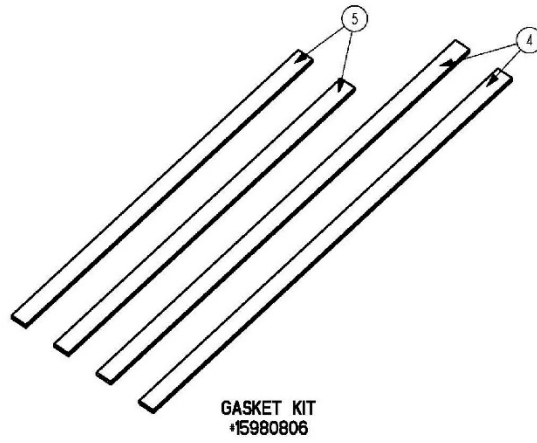
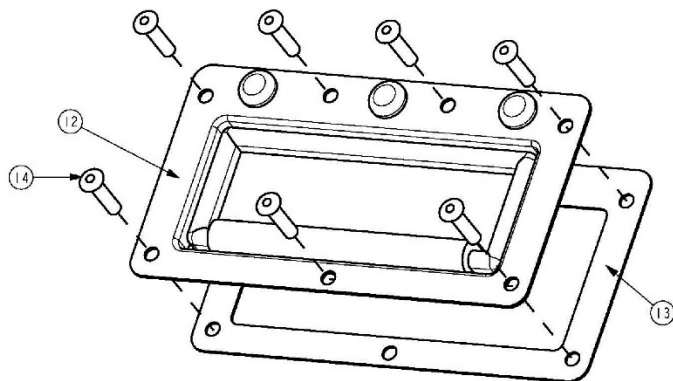
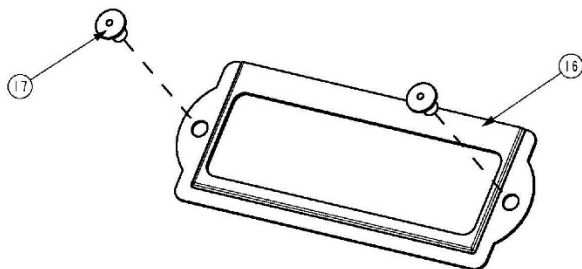


FIGURE 32c 4" DRAWER SEALS and LATCHES

4" DRAWER HANDLE and CARD HOLDER



**HANDLE 4" DRAWER, KIT
#15980819**



**CARD HOLDER KIT
#15980807**

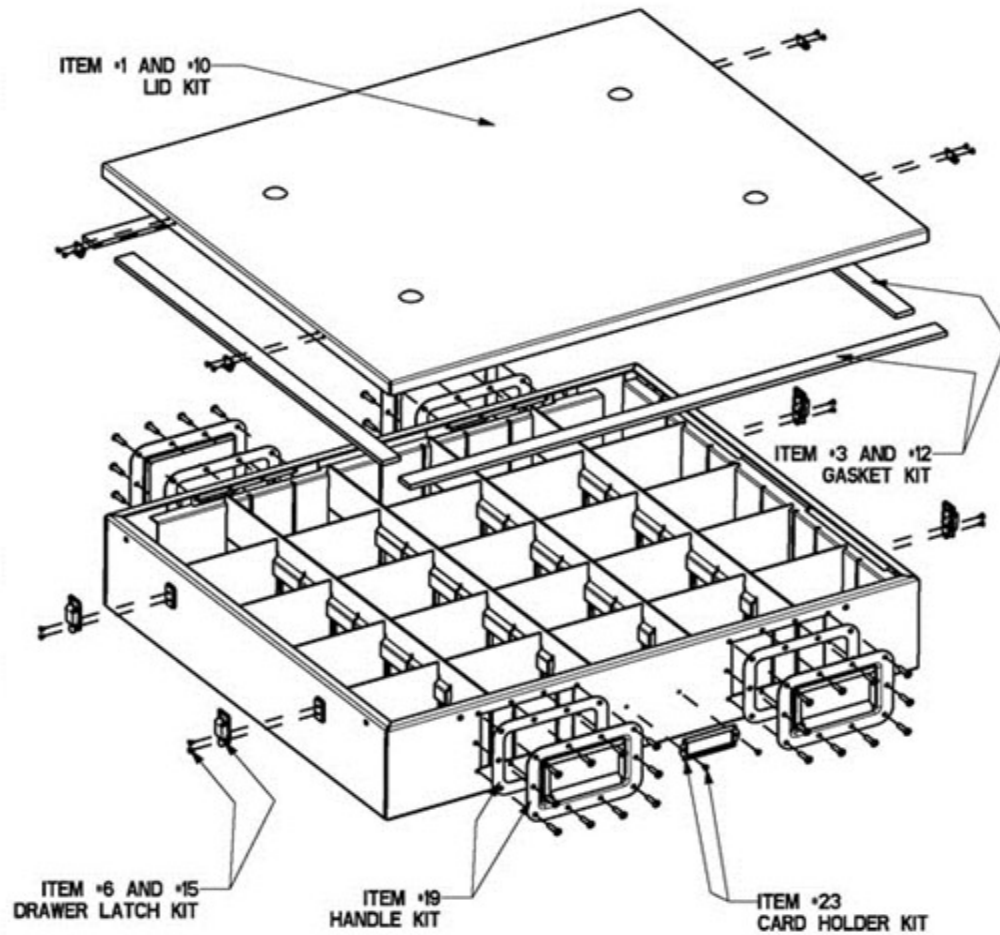
FIGURE 32d 4" DRAWER HANDLE and CARD HOLDER

**FIGURES 32a, 32b, 32c and 32d GROUP 07
4" DRAWER ASSEMBLY**

ITEM	NSN	CAGE	PART NO.	DESCRIPTION	QTY
1	NOT ASSIGNED	INSG3	15980820-003	.LEM LID KIT, 4" DRAWER, GRAY	1
2	NOT ASSIGNED	INSG3	NOT ASSIGNED	..LID, GRAY	1
3	NOT ASSIGNED	INSG3	15980806	...GASKET KIT	1
4	NOT ASSIGNED	INSG3	NOT ASSIGNED	...GASKET, DRAWER FOAM A	2
5	NOT ASSIGNED	INSG3	NOT ASSIGNED	...GASKET, DRAWER FOAM B	2
6	NOT ASSIGNED	INSG3	15980818	..DRAWER LATCH KIT, 4" DRAWER	1
7	NOT ASSIGNED	INSG3	NOT ASSIGNED	...DRAWER LATCH	4
8	NOT ASSIGNED	INSG3	NOT ASSIGNED	...CATCH PLATE	4
9	NOT ASSIGNED	INSG3	NOT ASSIGNED	...RIVET, 1/8" X 1/8" GRIP	8
10	NOT ASSIGNED	INSG3	NOT ASSIGNED	...RIVET, 1/8" X 3/16" GRIP	8
11	NOT ASSIGNED	INSG3	15980819	.HANDLE KIT, 4" DRAWER	1
12	NOT ASSIGNED	INSG3	NOT ASSIGNED	..HANDLE, 4" DRAWER	1
13	NOT ASSIGNED	INSG3	NOT ASSIGNED	..GASKET, 4" DRAWER HANDLE	1
14	NOT ASSIGNED	INSG3	NOT ASSIGNED	..RIVET, 3/16" X 3/4" GRIP	7
15	NOT ASSIGNED	INSG3	15980807	.CARD HOLDER KIT	1
16	NOT ASSIGNED	INSG3	NOT ASSIGNED	..CARD HOLDER	1
17	NOT ASSIGNED	INSG3	NOT ASSIGNED	..RIVET, 1/8" X 3/16" GRIP	2

END of FIGURES 32a, 32b, 32c and 32d

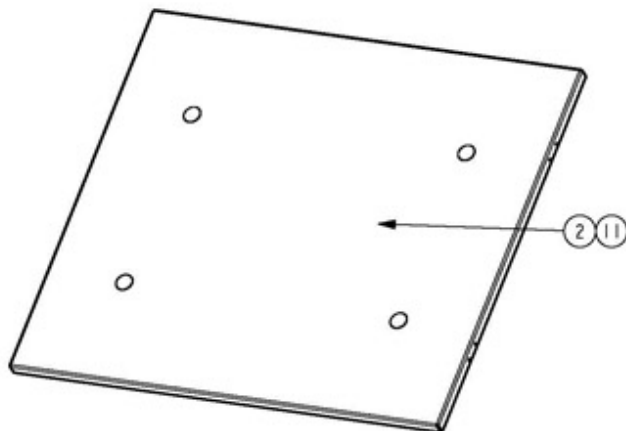
6", 8", 10", 12", and 16" DRAWER ASSEMBLIES



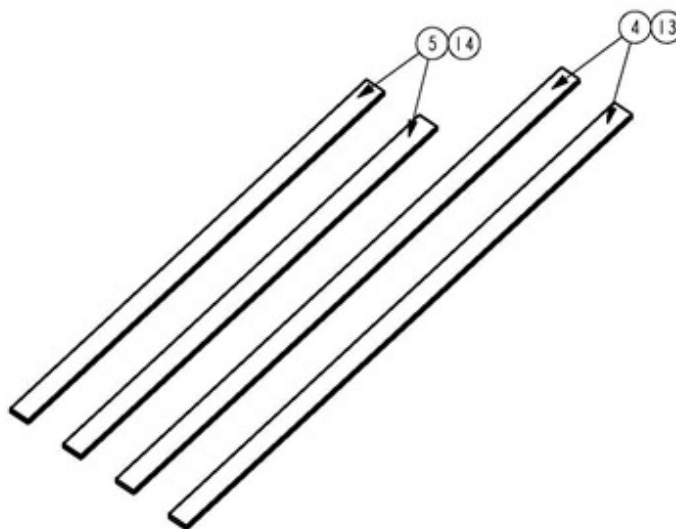
NOTE:
DETAILED KIT INFO ON NEXT PAGE.

FIGURE 33a 6", 8", 10", 12", and 16" DRAWER ASSEMBLIES

6", 8", 10", 12", and 16" DRAWER LID and GASKET



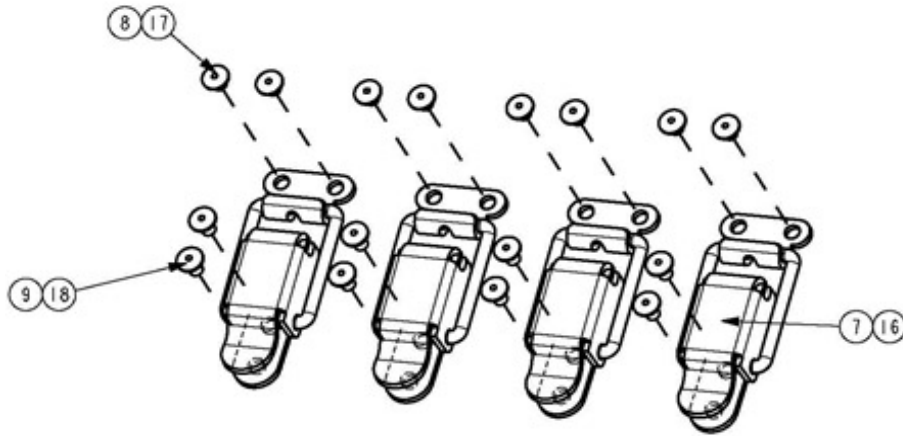
LID KIT - GREEN/TAN
#15980821 - 001/002



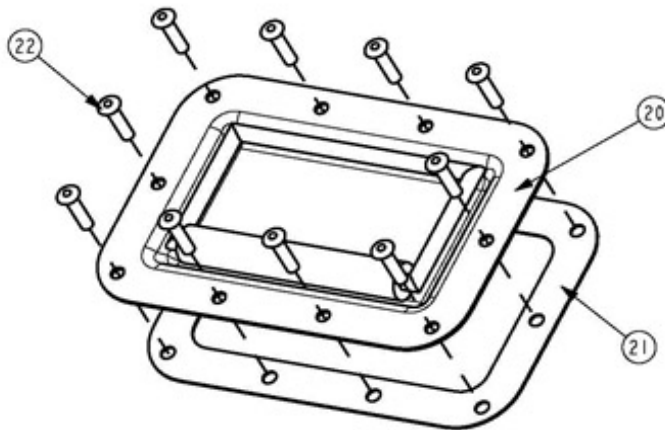
GASKET KIT
#15980806

FIGURE 33b 6", 8", 10", 12", and 16" DRAWER LID and GASKET

6", 8", 10", 12", and 16" DRAWER LATCHES and HANDLES



DRAW LATCH KIT
*15980808



HANDLE KIT
*15980809

FIGURE 33c 6", 8", 10", 12", and 16" DRAWER LATCHES and HANDLES

6", 8", 10", 12", and 16" DRAWER CARD HOLDER

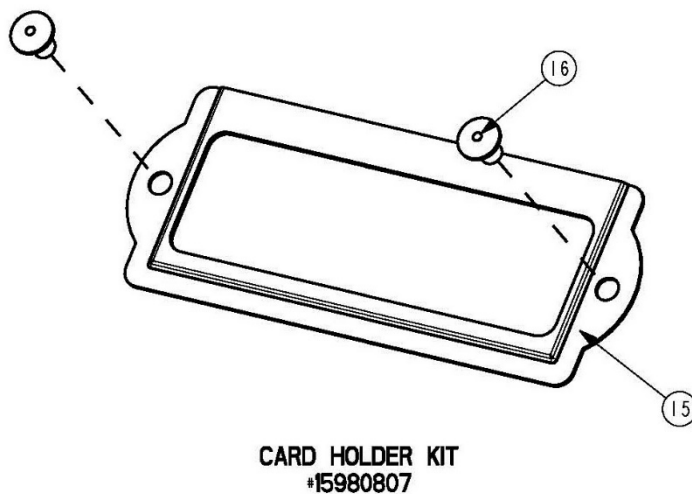


FIGURE 33d 6", 8", 10", 12", and 16" DRAWER CARD HOLDER

**FIGURES 33a, 33b, 33c and 32d GROUP 07
6", 8", 10", 12" and 16" DRAWER ASSEMBLIES**

ITEM	NSN	CAGE	PART NO.	DESCRIPTION	QTY
1	NOT ASSIGNED	INSG3	15980821-003	.LEM LID KIT, DRAWER, GRAY	1
2	NOT ASSIGNED	INSG3	NOT ASSIGNED	..LID, GRAY	1
3	NOT ASSIGNED	INSG3	15980806	...GASKET KIT	1
4	NOT ASSIGNED	INSG3	NOT ASSIGNED	...GASKET, DRAWER FOAM A	2
5	NOT ASSIGNED	INSG3	NOT ASSIGNED	...GASKET, DRAWER FOAM B	2
6	NOT ASSIGNED	INSG3	15980808	..DRAWER LATCH KIT, DRAWER	1
7	NOT ASSIGNED	INSG3	NOT ASSIGNED	...DRAWER LATCH	4
8	NOT ASSIGNED	INSG3	NOT ASSIGNED	...RIVET, 1/8" X 1/8" GRIP	8
9	NOT ASSIGNED	INSG3	NOT ASSIGNED	...RIVET, 1/8" X 3/16" GRIP	8
10	NOT ASSIGNED	INSG3	15980809	.HANDLE KIT, DRAWER	1
11	NOT ASSIGNED	INSG3	NOT ASSIGNED	..HANDLE, DRAWER	1
12	NOT ASSIGNED	INSG3	NOT ASSIGNED	..GASKET, DRAWER HANDLE	1
13	NOT ASSIGNED	INSG3	NOT ASSIGNED	..RIVET, 3/16" X 1/4" GRIP	10
14	NOT ASSIGNED	INSG3	15980807	.CARD HOLDER KIT	1
15	NOT ASSIGNED	INSG3	NOT ASSIGNED	..CARD HOLDER	1
16	NOT ASSIGNED	INSG3	NOT ASSIGNED	..RIVET, 1/8" X 3/16" GRIP	2

END of FIGURES 33a, 33b, 33c and 32d

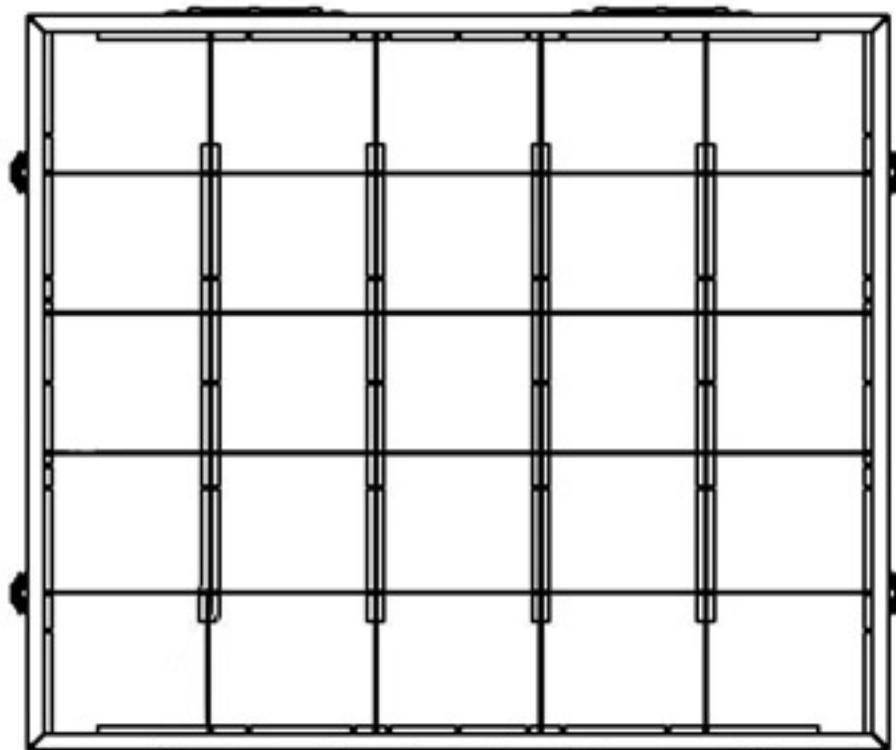
END OF WORK PACKAGE

This page was intentionally left blank

PARTS SUPPORTING INFORMATION

**FPU® SYSTEMS OPERATION MANUAL
(INCLUDING REPAIR PARTS & SPECIAL TOOL LIST)
LIGHT EXPEDITIONARY MODULE (LEM)
BOH FPU Field Pack-up Units**

DRAWER DIVIDERS



FIGURES 34a, 34b, 34c, 34d, 34e and 34f DIVIDER KITS

4" DRAWER DIVIDER KITS

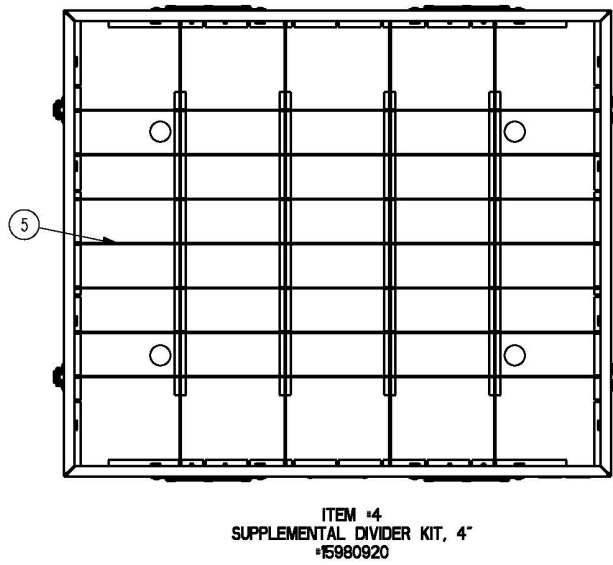
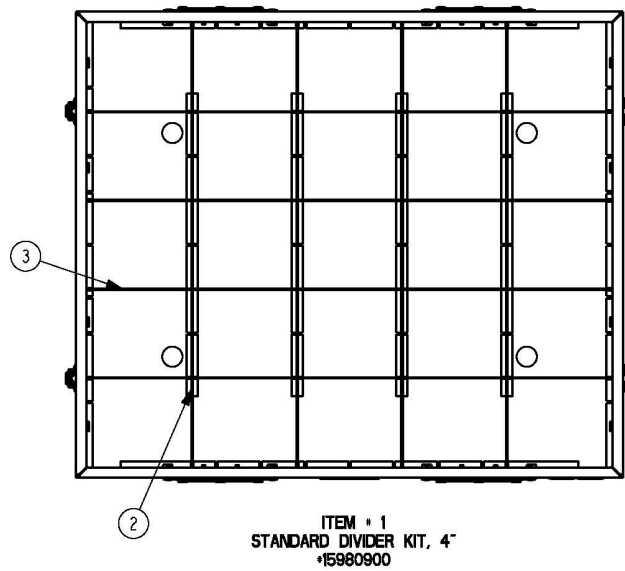


FIGURE 34a 4" DRAWER DIVIDER KITS

6" DRAWER DIVIDER KITS

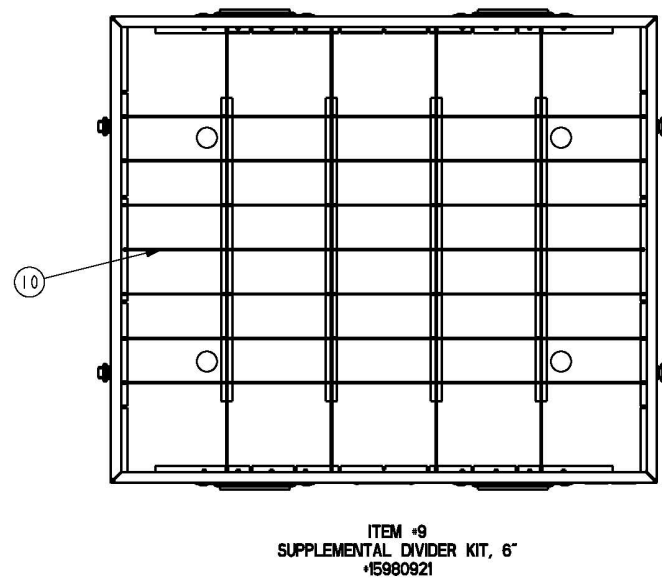
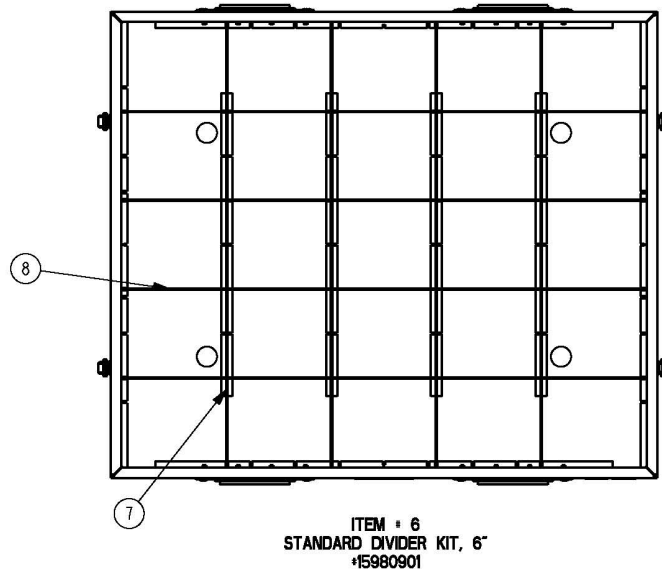


FIGURE 34b 6" DRAWER DIVIDER KITS

8" DRAWER DIVIDER KITS

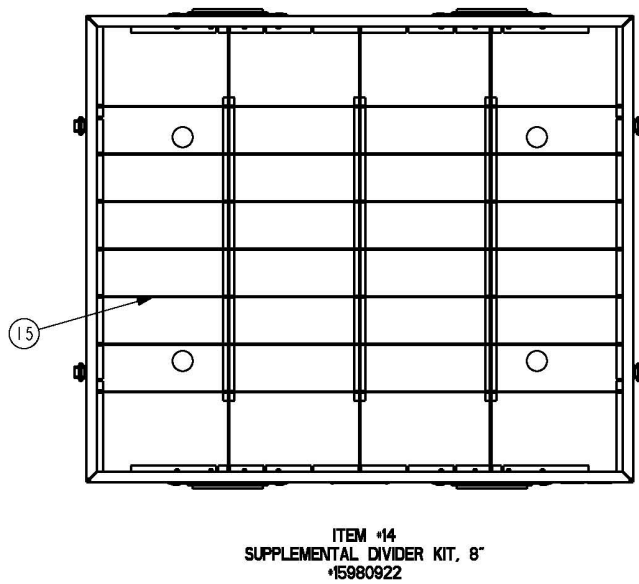
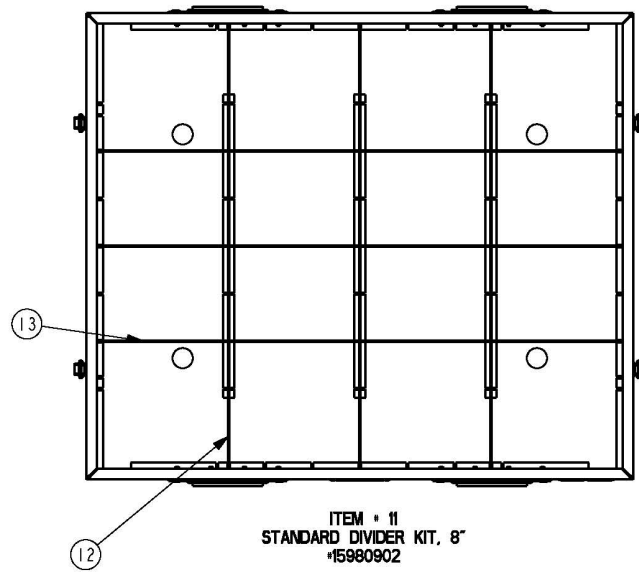


FIGURE 34c 8" DRAWER DIVIDER KITS

10" DRAWER DIVIDER KITS

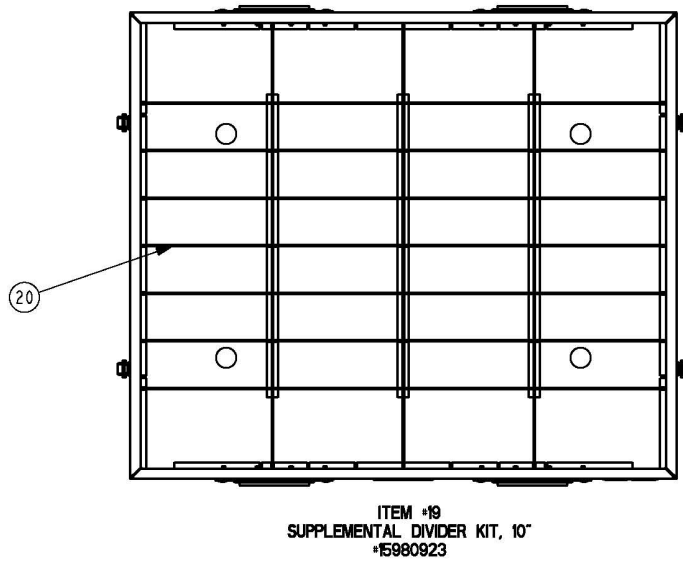
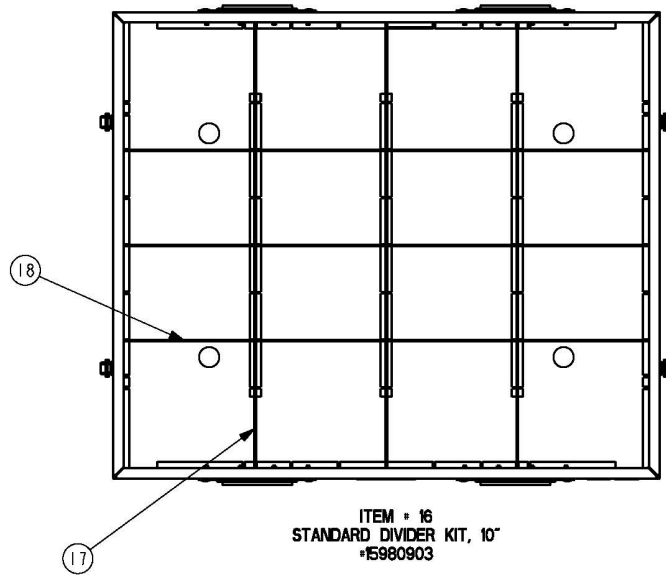
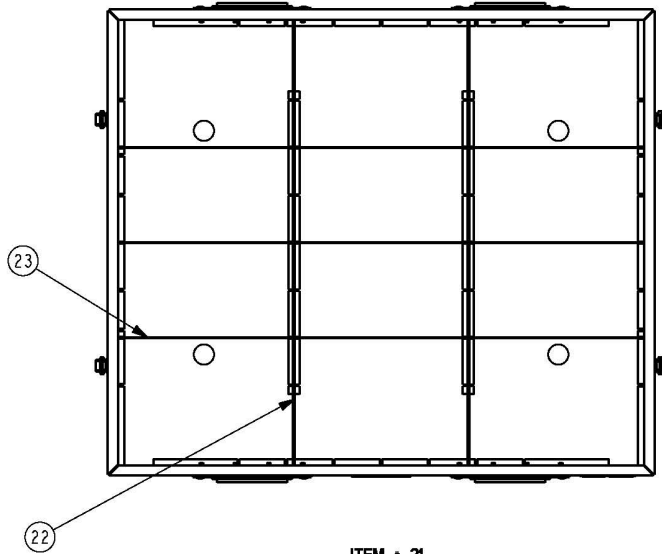
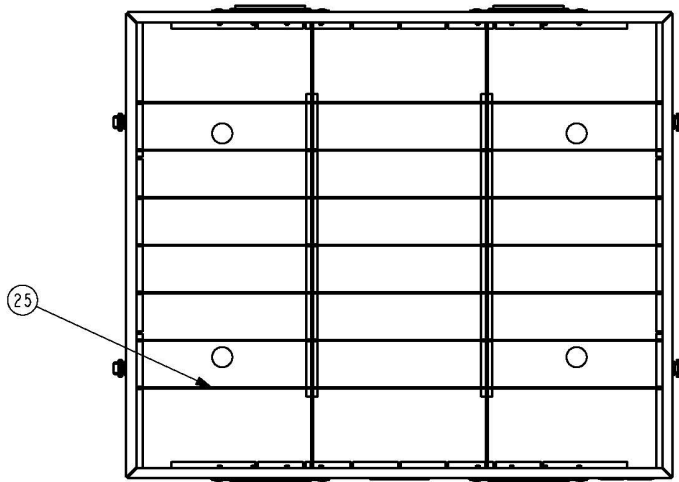


FIGURE 34d 10" DRAWER DIVIDER KITS

12" DRAWER DIVIDER KITS



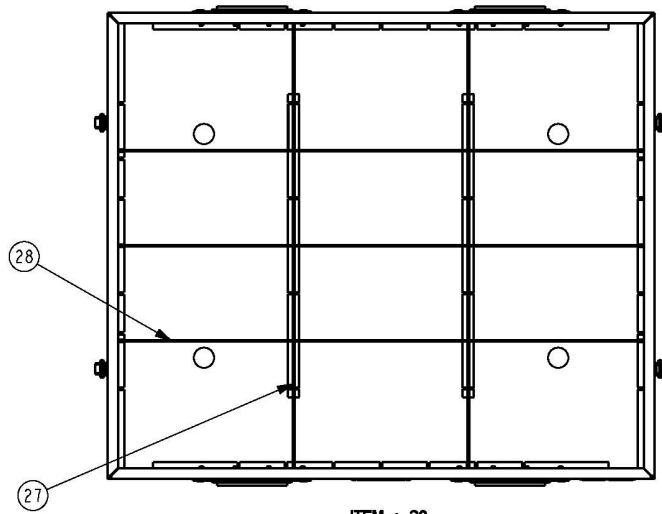
ITEM #21
STANDARD DIVIDER KIT, 12"
#15980904



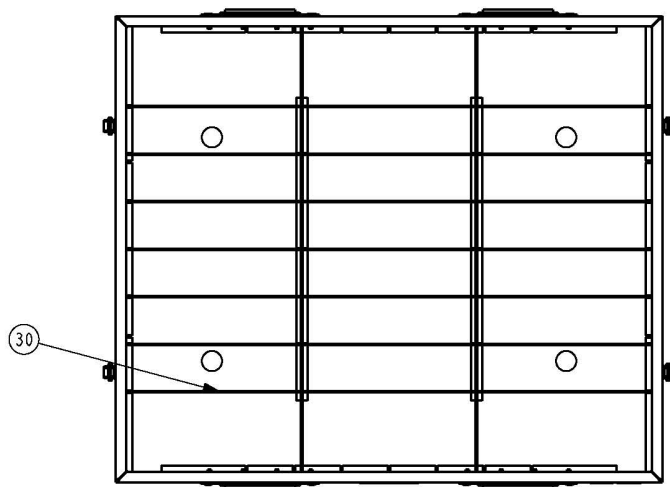
ITEM #24
SUPPLEMENTAL DIVIDER KIT, 12"
#15980924

FIGURE 34e 12" DRAWER DIVIDER KITS

16" DRAWER DIVIDER KITS



ITEM • 26
STANDARD DIVIDER KIT, 16"
•15980905



ITEM • 29
SUPPLEMENTAL DIVIDER KIT, 16"
•15980925

FIGURE 34f 16" DRAWER DIVIDER KIT

**FIGURES 34a, 34b, 34c, 34d, 34e and 34f GROUP 08
DIVIDER KITS**

ITEM	NSN	CAGE	PART NO.	DESCRIPTION	QTY
1	NOT ASSIGNED	INSG3	15980900	.STANDARD DIVIDER KIT, 4"	1
2	NOT ASSIGNED	INSG3	NOT ASSIGNED	..DIVIDER, 4" DRAWER	4
3	NOT ASSIGNED	INSG3	NOT ASSIGNED	..INSERT, 4" DRAWER	20
4	NOT ASSIGNED	INSG3	15980920	.SUPPLEMENTAL INSERT KIT, 4"	1
5	NOT ASSIGNED	INSG3	NOT ASSIGNED	..INSERT, 4" DRAWER	15
6	NOT ASSIGNED	INSG3	15980901	.STANDARD DIVIDER KIT, 6"	1
7	NOT ASSIGNED	INSG3	NOT ASSIGNED	..DIVIDER, 6" DRAWER	4
8	NOT ASSIGNED	INSG3	NOT ASSIGNED	..INSERT, 6" DRAWER	20
9	NOT ASSIGNED	INSG3	15980921	.SUPPLEMENTAL INSERT KIT, 6"	1
10	NOT ASSIGNED	INSG3	NOT ASSIGNED	..INSERT, 6" DRAWER	15
11	NOT ASSIGNED	INSG3	15980902	.STANDARD DIVIDER KIT, 8"	1
12	NOT ASSIGNED	INSG3	NOT ASSIGNED	..DIVIDER, 8" DRAWER	3
13	NOT ASSIGNED	INSG3	NOT ASSIGNED	..INSERT, 8" DRAWER	12
14	NOT ASSIGNED	INSG3	15980922	.SUPPLEMENTAL INSERT KIT, 8"	1
15	NOT ASSIGNED	INSG3	NOT ASSIGNED	..INSERT, 8" DRAWER	16
16	NOT ASSIGNED	INSG3	15980903	.STANDARD DIVIDER KIT, 10"	1
17	NOT ASSIGNED	INSG3	NOT ASSIGNED	..DIVIDER, 10" DRAWER	3
18	NOT ASSIGNED	INSG3	NOT ASSIGNED	..INSERT, 10" DRAWER	12
19	NOT ASSIGNED	INSG3	15980923	.SUPPLEMENTAL INSERT KIT, 10"	1
20	NOT ASSIGNED	INSG3	NOT ASSIGNED	..DIVIDER, 10" DRAWER	16
21	NOT ASSIGNED	INSG3	15980904	.STANDARD DIVIDER KIT, 12"	1
22	NOT ASSIGNED	INSG3	NOT ASSIGNED	..DIVIDER, 12" DRAWER	2
23	NOT ASSIGNED	INSG3	NOT ASSIGNED	..INSERT, 12" DRAWER	9
24	NOT ASSIGNED	INSG3	15980924	.SUPPLEMENTAL INSERT KIT, 12"	1
25	NOT ASSIGNED	INSG3	NOT ASSIGNED	..INSERT, 12" DRAWER	12
26	NOT ASSIGNED	INSG3	15980905	.STANDARD DIVIDER KIT, 16"	1
27	NOT ASSIGNED	INSG3	NOT ASSIGNED	..DIVIDER, 16" DRAWER	2
28	NOT ASSIGNED	INSG3	NOT ASSIGNED	..INSERT, 16" DRAWER	9
29	NOT ASSIGNED	INSG3	15980925	.SUPPLEMENTAL INSERT KIT, 16"	1
30	NOT ASSIGNED	INSG3	NOT ASSIGNED	..INSERT, 16" DRAWER	12

END of FIGURES 34a, 34b, 34c, 34d, 34e and 34f

END OF WORK PACKAGE

PARTS SUPPORTING INFORMATION

**FPU® SYSTEMS OPERATION MANUAL
(INCLUDING REPAIR PARTS & SPECIAL TOOL LIST)
LIGHT EXPEDITIONARY MODULE (LEM)
BOH FPU Field Pack-up Units**

LEM CABINET BASE and TWIST LOCK

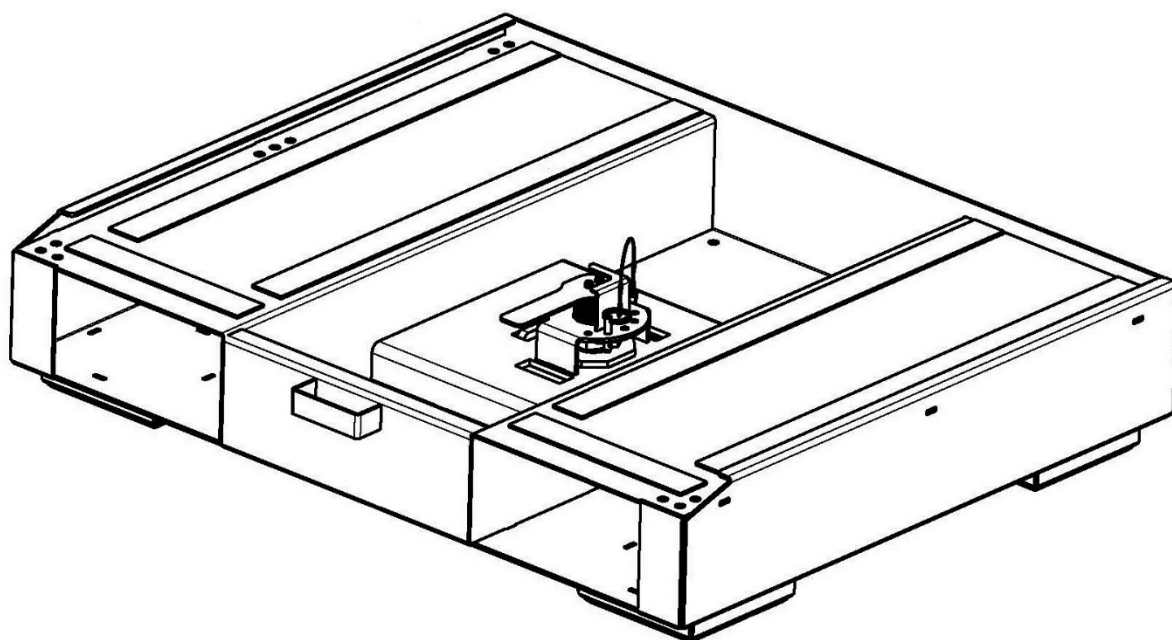


FIGURE 35a and 35b LEM CABINET BASE and TWIST LOCK

LEM CABINET BASE with TWIST LOCK

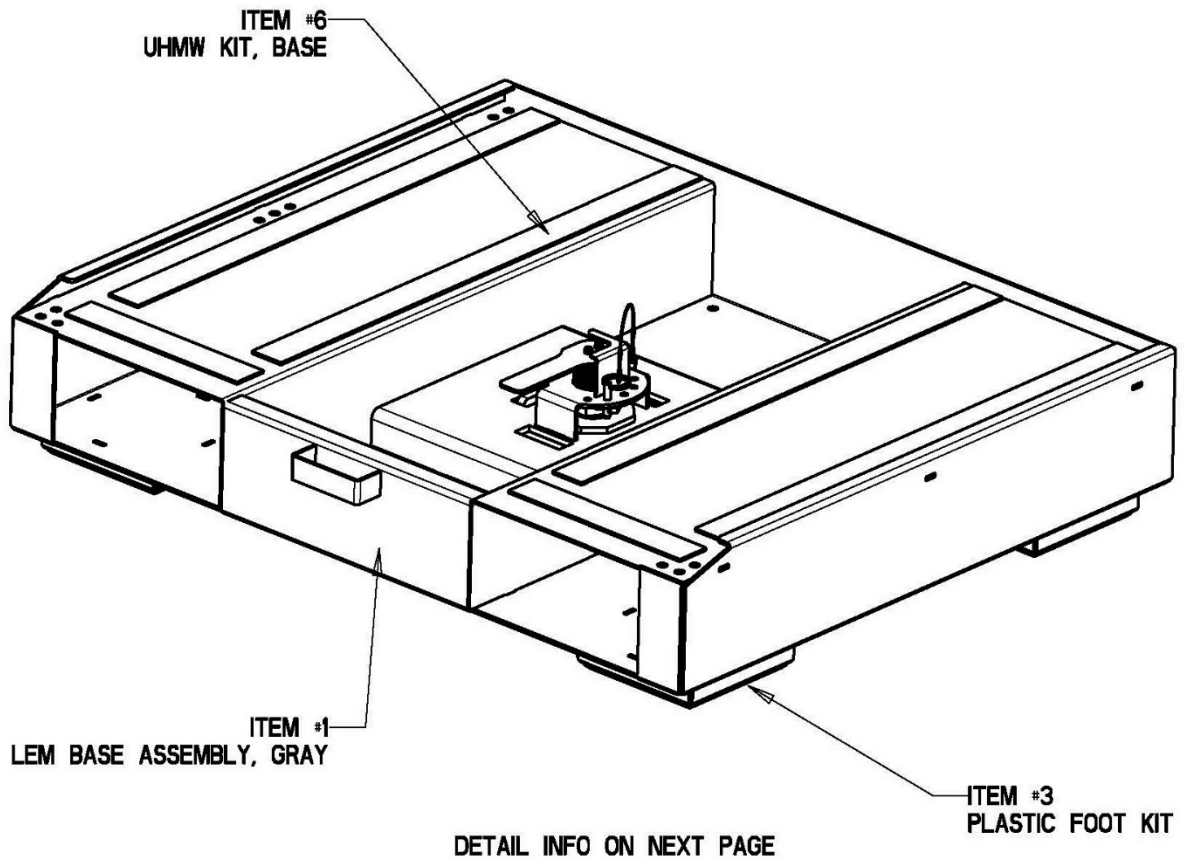
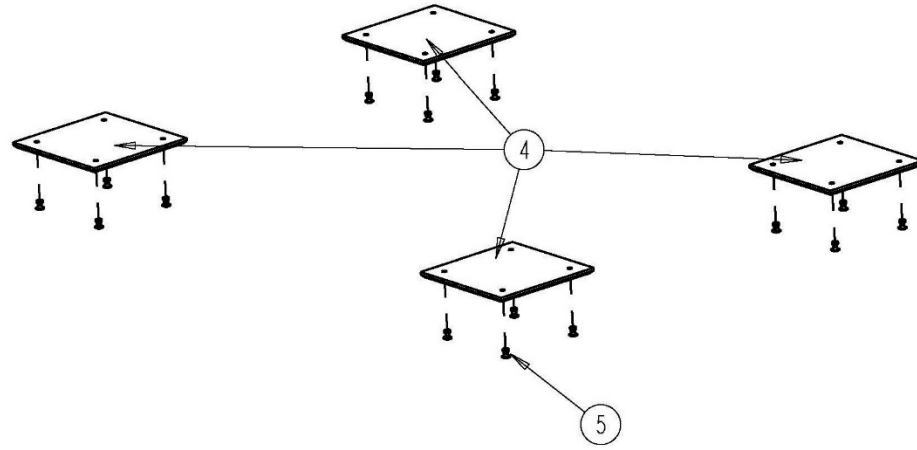
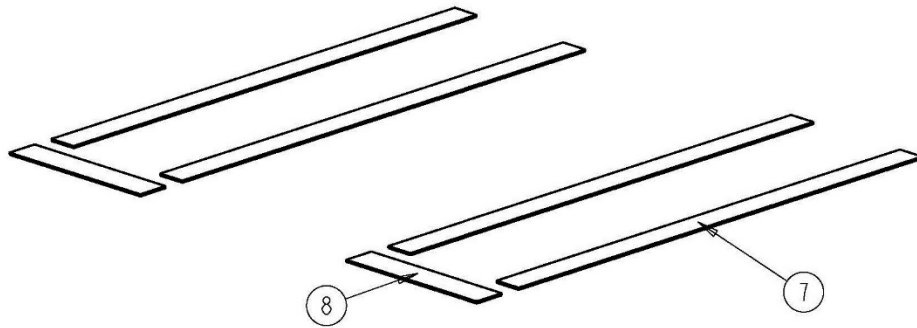


FIGURE 35a LEM CABINET BASE with TWIST LOCK

PLASTIC FOOT and UHMW STRIPS



PLASTIC FOOT KIT
#15980703



UHMW KIT
#15980711

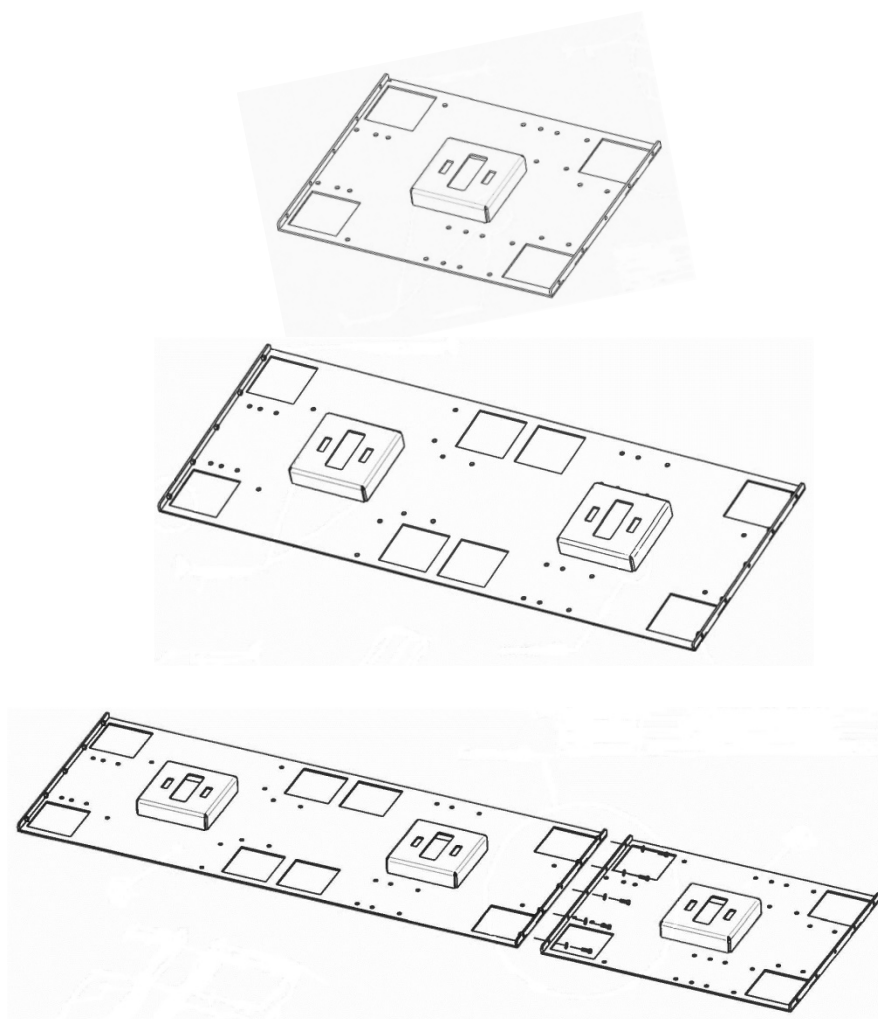
FIGURE 35b PLASTIC FOOT and UHMW STRIPS

**FIGURES 35a and 35b GROUP 09
LEM CABINET BASE and TWIST LOCK**

ITEM	NSN	CAGE	PART NO.	DESCRIPTION	QTY
1	NOT ASSIGNED	INSG3	17000100-003	.LEM BASE ASSEMBLY, GRAY	1
2	NOT ASSIGNED	INSG3	NOT ASSIGNED	..BASE WELDMENT	1
3	NOT ASSIGNED	INSG3	15980703	..PLASTIC FOOT KIT	1
4	NOT ASSIGNED	INSG3	NOT ASSIGNED	...PLASTIC FOOT	4
5	NOT ASSIGNED	INSG3	NOT ASSIGNED	...3/16 RIVET	16
6	NOT ASSIGNED	INSG3	15980711	..UHMW KIT, BASE	1
7	NOT ASSIGNED	INSG3	NOT ASSIGNED	..UHMW SLIDE TAPE VERTICAL, 24"	4
8	NOT ASSIGNED	INSG3	NOT ASSIGNED	..UHMW SLIDE TAPE, 8-7/8"	2

END of FIGURES 35a and 35b**END OF WORK PACKAGE**

PARTS SUPPORTING INFORMATION**FPU® SYSTEMS OPERATION MANUAL
(INCLUDING REPAIR PARTS & SPECIAL TOOL LIST)
LIGHT EXPEDITIONARY MODULE (LEM)
BOH FPU Field Pack-up Units****LEM MOUNTING PLATES**

**FIGURE 36, 37 and 38 LEM MOUNTING PLATES**

SINGLE POSITION MOUNTING PLATE

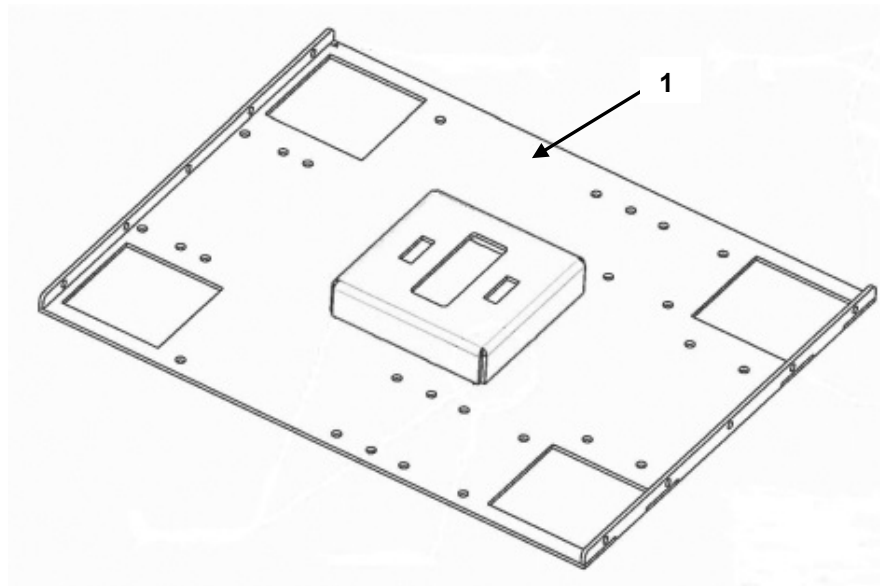


FIGURE 36 SINGLE POSITION MOUNTING PLATE

**FIGURE 36 GROUP 10
SINGLE POSITION MOUNTING PLATE**

ITEM	NSN	CAGE	PART NO.	DESCRIPTION	QTY
1	8145-01-611-3941	INSG3	17000500-003	TWISTLOCK MOUNTING PLATE, SINGLE POSITION.	1

END of FIGURE 36

TWO POSITION MOUNTING PLATE

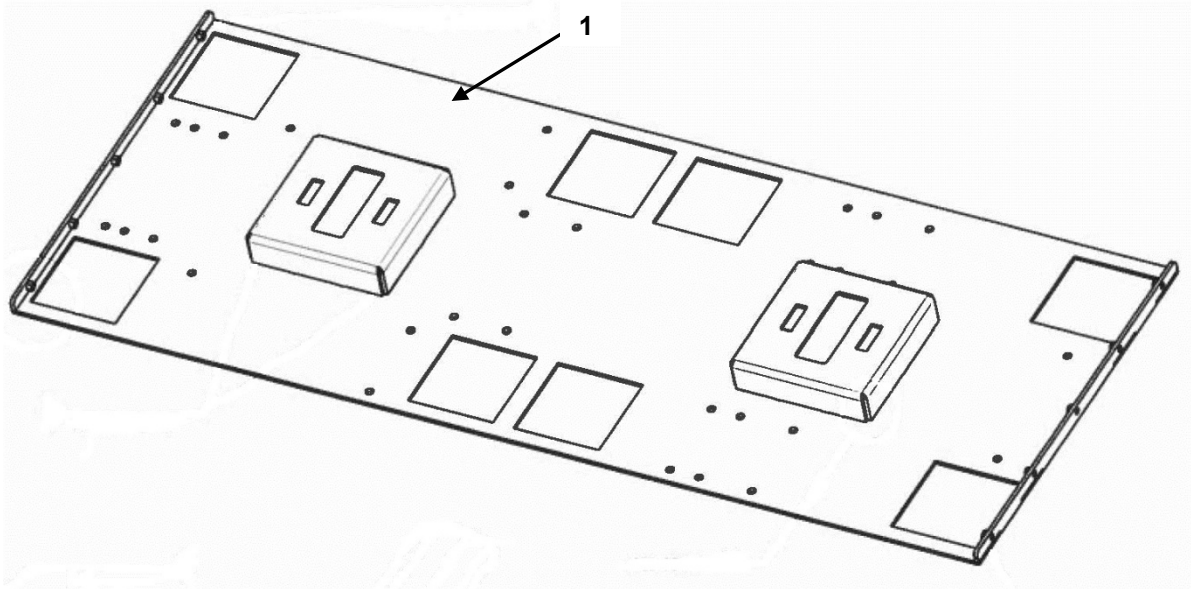


FIGURE 37 TWO POSITION MOUNTING PLATE

**FIGURE 37 GROUP 10
TWO POSITION MOUNTING PLATE**

ITEM	NSN	CAGE	PART NO.	DESCRIPTION	QTY
1	8145-01-611-3939	INSG3	17000501-003	TWISTLOCK MOUNTING PLATE, TWO POSITION.	1

END of FIGURE 37

THREE POSITION MOUNTING PLATE

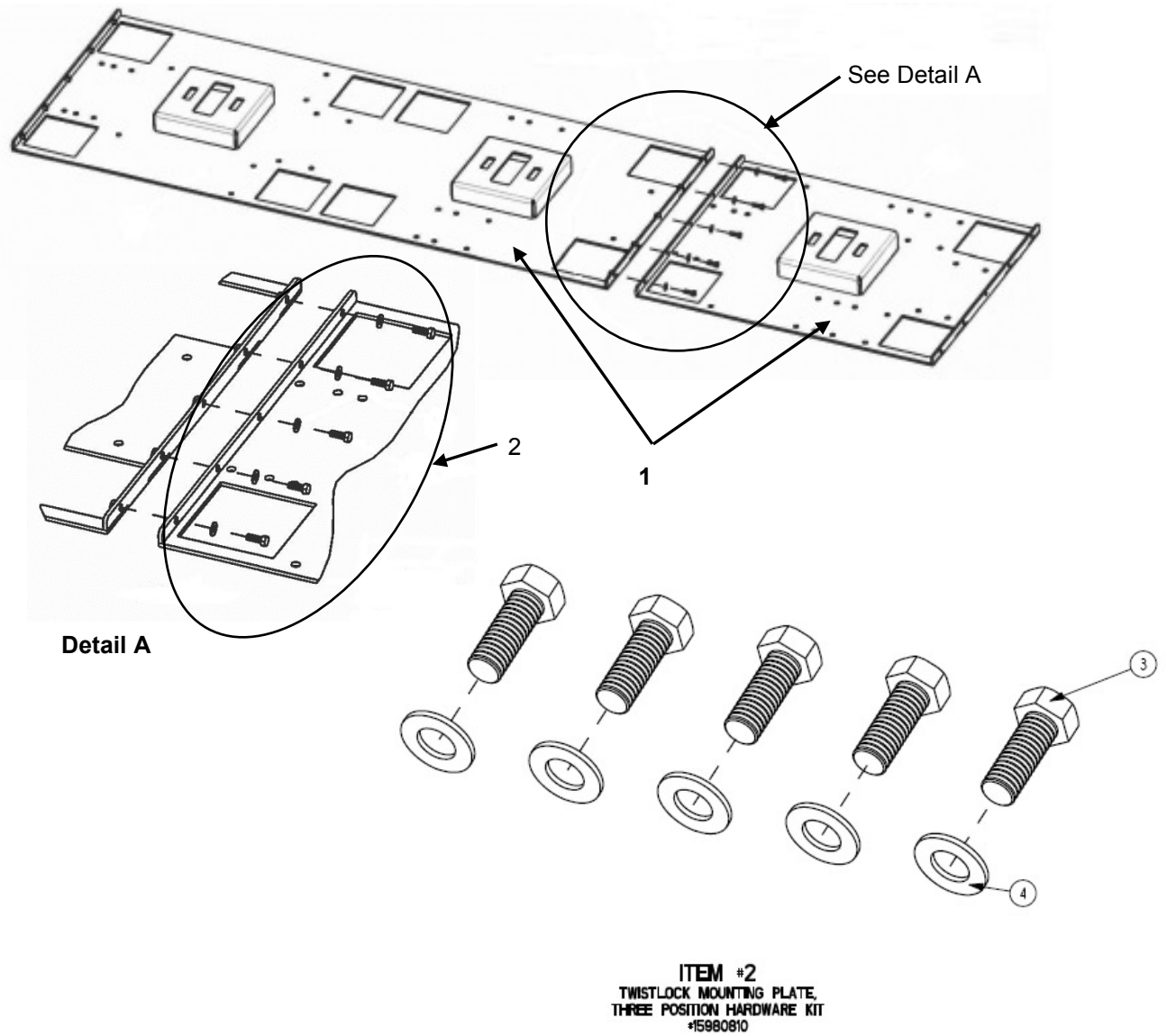


FIGURE 38 THREE POSITION MOUNTING PLATE

**FIGURE 38 GROUP 10
THREE POSITION MOUNTING PLATE**

ITEM	NSN	CAGE	PART NO.	DESCRIPTION	QTY
1	8145-01-611-3936	INSG3	17000502-003	.TWISTLOCK MOUNTING PLATE, THREE POSITION.	1
2	NOT ASSIGNED	INSG3	15980810	..TWISTLOCK MOUNTING PLATE, THREE POSITION HARDWARE KIT	1
3	NOT ASSIGNED	INSG3	78030616	...BOLT HHCS 3/8-16 X 1 ZP. GR.8	5
4	NOT ASSIGNED	INSG3	78370710	...WASHER-FLAT 3/8" SAE ZP GR8	5

END of FIGURE 38**END OF WORK PACKAGE**

This page was intentionally left blank

This page was intentionally left blank

PARTS SUPPORTING INFORMATION

**FPU® SYSTEMS OPERATION MANUAL
(INCLUDING REPAIR PARTS & SPECIAL TOOL LIST)
LIGHT EXPEDITIONARY MODULE (LEM)
BOH FPU Field Pack-up Units**

PART NUMBER INDEX

PART NUMBER	FIG.	ITEM
15980700	31	1
15980701	31	5
15980702	31	9
15980703	35	3
15980705	24	16
15980705	31	13
15980706	24	1
15980706	31	16
15980707	31	23
15980709	24	10
15980710	24	13
15980711	35	6
15980804	30	11
15980805	30	9
15980806	32	3
15980806	33	3
15980807	32	15
15980807	33	14
15980808	33	6
15980809	33	10
15980810	38	2
15980818	32	6
15980819	32	11
15980900	34	1
15980901	34	6
15980902	34	11
15980903	34	16

PART NUMBER	FIG.	ITEM
15980904	34	24
15980905	34	26
15980920	34	4
15980921	34	9
15980922	34	14
15980923	34	19
15980924	34	24
15980925	34	29
17000243	01	13
17000243	02	12
17000243	03	12
17000243	04	13
17000243	05	11
17000243	06	13
17000243	07	12
17000243	08	12
17000243	09	13
17000243	10	11
17000243	11	13
17000243	12	12
17000243	13	12
17000243	14	13
17000243	15	11
17000243	25	12
17000243	26	11
17000243	27	11
17000243	28	12

PART NUMBER	FIG.	ITEM
17000243	29	10
17000246	01	21
17000246	02	20
17000246	03	20
17000246	04	21
17000246	05	19
17000246	06	21
17000246	07	20
17000246	08	20
17000246	09	21
17000246	10	19
17000246	11	22
17000246	12	21
17000246	13	21
17000246	14	22
17000246	15	20
15980801-003	31	20
15980802-003	01	8
15980802-003	01	17
15980802-003	02	7
15980802-003	02	16
15980802-003	03	7
15980802-003	03	16
15980802-003	04	8
15980802-003	04	17
15980802-003	05	6
15980802-003	05	15
15980802-003	06	8
15980802-003	06	17
15980802-003	07	7
15980802-003	07	16
15980802-003	08	7
15980802-003	08	16
15980802-003	09	8
15980802-003	09	17
15980802-003	10	6
15980802-003	10	15
15980802-003	11	8

PART NUMBER	FIG.	ITEM
15980802-003	11	18
15980802-003	12	7
15980802-003	12	17
15980802-003	13	7
15980802-003	13	17
15980802-003	14	8
15980802-003	14	18
15980802-003	15	6
15980802-003	15	16
15980802-003	25	8
15980802-003	26	7
15980802-003	27	7
15980802-003	28	8
15980802-003	29	6
15980802-003	30	1
15980803-003	01	9
15980803-003	01	18
15980803-003	02	8
15980803-003	02	17
15980803-003	03	8
15980803-003	03	17
15980803-003	04	9
15980803-003	04	18
15980803-003	05	7
15980803-003	05	16
15980803-003	06	9
15980803-003	06	18
15980803-003	07	8
15980803-003	07	17
15980803-003	08	8
15980803-003	08	17
15980803-003	09	9
15980803-003	09	18
15980803-003	10	7
15980803-003	10	16
15980803-003	11	9
15980803-003	11	19
15980803-003	12	8

PART NUMBER	FIG.	ITEM
15980803-003	12	18
15980803-003	13	8
15980803-003	13	18
15980803-003	14	9
15980803-003	14	19
15980803-003	15	7
15980803-003	15	17
15980803-003	25	9
15980803-003	26	8
15980803-003	27	8
15980803-003	28	9
15980803-003	29	7
15980803-003	30	4
15980804-003	01	10
15980804-003	01	19
15980804-003	02	9
15980804-003	02	18
15980804-003	03	9
15980804-003	03	18
15980804-003	04	10
15980804-003	04	19
15980804-003	05	8
15980804-003	05	17
15980804-003	06	10
15980804-003	06	19
15980804-003	07	9
15980804-003	07	18
15980804-003	08	9
15980804-003	08	18
15980804-003	09	10
15980804-003	09	19
15980804-003	10	8
15980804-003	10	17
15980804-003	11	10
15980804-003	11	20
15980804-003	12	9
15980804-003	12	19
15980804-003	13	9

PART NUMBER	FIG.	ITEM
15980804-003	13	19
15980804-003	14	10
15980804-003	14	20
15980804-003	15	8
15980804-003	15	18
15980804-003	25	10
15980804-003	26	9
15980804-003	27	9
15980804-003	28	10
15980804-003	29	8
15980804-003	30	14
15980820-003	32	1
15980821-003	33	1
17000001-003	01	1
17000002-003	02	1
17000003-003	03	1
17000004-003	04	1
17000005-003	05	1
17000006-003	06	1
17000007-003	07	1
17000008-003	08	1
17000009-003	09	1
17000010-003	10	1
17000011-003	11	1
17000012-003	12	1
17000013-003	13	1
17000014-003	14	1
17000015-003	15	1
17000016-003	01	3
17000016-003	06	3
17000016-003	11	3
17000016-003	16	1
17000016-003	25	3
17000017-003	12	3
17000017-003	02	3
17000017-003	07	3
17000017-003	17	1
17000017-003	26	3

PART NUMBER	FIG.	ITEM
17000018-003	03	3
17000018-003	04	3
17000018-003	08	3
17000018-003	13	3
17000018-003	18	1
17000018-003	27	3
17000019-003	09	3
17000019-003	14	3
17000019-003	19	1
17000019-003	28	3
17000020-003	5	3
17000020-003	10	3
17000020-003	20	1
17000020-003	29	3
17000020-003	15	3
17000021-003	01	14
17000021-003	02	13
17000021-003	03	13
17000021-003	04	14
17000021-003	05	12
17000021-003	07	13
17000021-003	10	12
17000021-003	21	1
17000022-003	06	14
17000022-003	08	13
17000022-003	09	14
17000022-003	22	1
17000023-003	11	14
17000023-003	12	13
17000023-003	13	13
17000023-003	14	14
17000023-003	15	12
17000023-003	23	1
17000100-003	01	2
17000100-003	02	2
17000100-003	03	2
17000100-003	04	2
17000100-003	05	2

PART NUMBER	FIG.	ITEM
17000100-003	06	2
17000100-003	07	2
17000100-003	08	2
17000100-003	09	2
17000100-003	10	2
17000100-003	11	2
17000100-003	12	2
17000100-003	13	2
17000100-003	14	2
17000100-003	15	2
17000100-003	25	2
17000100-003	26	2
17000100-003	27	2
17000100-003	28	2
17000100-003	29	2
17000100-003	35	1
17000101-003	25	4
17000101-003	26	4
17000101-003	27	4
17000101-003	28	4
17000101-003	29	4
17000110-003	01	4
17000110-003	02	4
17000110-003	03	4
17000110-003	04	4
17000110-003	05	4
17000110-003	06	4
17000110-003	07	4
17000110-003	08	4
17000110-003	09	4
17000110-003	10	4
17000110-003	11	4
17000110-003	12	4
17000110-003	13	4
17000110-003	14	4
17000110-003	15	4
17000110-003	16	2
17000110-003	17	2

PART NUMBER	FIG.	ITEM
17000110-003	18	2
17000110-003	19	2
17000110-003	20	2
17000120-003	01	15
17000120-003	02	14
17000120-003	03	14
17000120-003	04	15
17000120-003	05	13
17000120-003	06	15
17000120-003	07	14
17000120-003	08	14
17000120-003	09	15
17000120-003	10	13
17000120-003	11	15
17000120-003	12	14
17000120-003	13	14
17000120-003	14	15
17000120-003	15	13
17000120-003	21	2
17000120-003	22	2
17000120-003	23	2
17000130-003	01	22
17000130-003	02	21
17000130-003	03	21
17000130-003	04	22
17000130-003	05	20
17000130-003	06	22
17000130-003	07	21
17000130-003	08	21
17000130-003	09	22
17000130-003	10	20
17000130-003	11	23
17000130-003	12	22
17000130-003	13	22
17000130-003	14	23
17000130-003	15	21
17000157-003	01	11

PART NUMBER	FIG.	ITEM
17000157-003	02	10
17000157-003	03	10
17000157-003	04	11
17000157-003	05	9
17000157-003	06	11
17000157-003	07	10
17000157-003	08	10
17000157-003	09	11
17000157-003	10	9
17000157-003	11	11
17000157-003	12	10
17000157-003	13	10
17000157-003	14	11
17000157-003	15	9
17000157-003	25	11
17000157-003	26	10
17000157-003	27	10
17000157-003	28	11
17000157-003	29	9
17000159-003	01	20
17000159-003	02	19
17000159-003	03	19
17000159-003	04	20
17000159-003	05	18
17000159-003	06	20
17000159-003	07	19
17000159-003	08	19
17000159-003	09	20
17000159-003	10	18
17000159-003	11	21
17000159-003	12	20
17000159-003	13	20
17000159-003	14	21
17000159-003	15	19
17000224-003	01	12
17000224-003	02	11
17000224-003	03	11

PART NUMBER	FIG.	ITEM
17000224-003	04	12
17000224-003	05	10
17000224-003	06	12
17000224-003	07	11
17000224-003	08	11
17000224-003	09	12
17000224-003	10	10
17000224-003	11	12
17000224-003	12	11
17000224-003	13	11
17000224-003	14	12
17000224-003	15	10
17000500-003	36	1
17000501-033	37	1
17000502-003	38	1
17000654-003	03	5
17000654-003	04	5
17000654-003	08	5
17000654-003	09	5
17000654-003	11	16
17000654-003	13	5
17000654-003	13	15
17000654-003	14	5
17000654-003	14	16
17000654-003	15	14
17000654-003	18	3
17000654-003	19	3
17000654-003	23	3
17000654-003	27	5
17000654-003	28	5
17000655-003	01	5
17000655-003	02	5
17000655-003	06	5
17000655-003	06	16
17000655-003	07	5
17000655-003	07	15
17000655-003	08	15

PART NUMBER	FIG.	ITEM
17000655-003	09	16
17000655-003	10	14
17000655-003	11	5
17000655-003	12	5
17000655-003	16	3
17000655-003	17	3
17000655-003	22	3
17000655-003	25	5
17000655-003	26	5
17000656-003	01	6
17000656-003	04	6
17000656-003	06	6
17000656-003	09	6
17000656-003	11	6
17000656-003	11	17
17000656-003	12	16
17000656-003	13	16
17000656-003	14	6
17000656-003	14	17
17000656-003	15	15
17000656-003	16	4
17000656-003	19	4
17000656-003	23	4
17000656-003	25	6
17000656-003	28	6
17000657-003	01	7
17000657-003	06	7
17000657-003	11	7
17000657-003	16	5
17000657-003	25	7
17000658-003	01	16
17000658-003	02	6
17000658-003	02	15
17000658-003	03	15
17000658-003	04	7
17000658-003	04	16
17000658-003	05	5

This page was intentionally left blank

Boh Environmental, LLC

MANUFACTURER'S LIMITED WARRANTY TERMS

Boh Environmental, LLC (BOH) warrants that the Products offered, including the Field Pack-Up (FPU®) System, Containerized Mission Systems, Module Kits, and Bare Base Equipment, shall be free from defects in materials and workmanship for a period of twelve (12) months from date of purchase when normally used, maintained and operated by the Customer. Unused Product containing missing or defective components may be returned, within the warranty period, with proof of purchase, to BOH with transportation charges prepaid. BOH, at its option, shall supply a replacement item(s) or refund the purchase price of the Product. BOH shall in its sole discretion determine whether to replace the defective item(s) with identical items, or with items of identical quality and providing identical performance and functional capabilities. BOH will determine, at its sole discretion, whether or not the claim is a valid warranty item. If so, BOH will pay costs (actual transportation plus handling charge) for shipping of the replacement item, when this option is selected.

This warranty is void if Products have been damaged by the Customer as the result of improper or unreasonable use, or other causes not arising out of defects in material or workmanship. The warranty is also void if the Product has at any time been stored or used other than in accordance with the directions set out in the literature relating to the Product (e.g., user/operation manuals). BOH makes no other warranty or representation concerning the Products except that each will meet the performance specifications set forth in the literature relating to the Product. There are no further warranties, including any warranty of merchantability or fitness for a particular purpose covering the Product.

BOH will, at its option, either (1) credit user in the amount paid for any Product which does not perform to these specifications, or (2) replace or repair such Product, provided user so notifies BOH within twelve (12) months of the Products purchase date. BOH shall not be responsible for any consequential damages to user arising as a result of such performance. The Customer will return the item at their cost, if required. Boh may elect to have its representative inspect the item to validate the claim.

Other product components included in the fabrication of items purchased under contract (e.g., air conditioners and generators) that are not manufactured by Boh Environmental are warranted by their individual manufacturer. Copies of such warranties are supplied with the finished Product or are available through BOH.

Please contact BOH for other contract specific warranty terms

This page was intentionally left blank

THE METRIC SYSTEM AND EQUIVALENTS

Linear Measure

1 centimeter = 10 millimeters = .39 inch

1 decimeter = 10 centimeters = 3.94 inches

1 meter = 10 decimeters = 39.37 inches

1 decameter = 10 meters = 32.8 feet

1 hectometer = 10 decameters = 328.08 feet

1 kilometer = 10 hectometers = 3,280.8 feet

Liquid Measure

1 centiliter = 10 milliliters = .34 fl. ounce

1 deciliter = 10 centiliters = 3.38 fl. ounces

1 liter = 10 deciliters = 33.81 fl. ounces

1 deciliter = 10 liters = 2.64 gallons

1 hectoliter = 10 deciliters = 26.42 gallons

1 kiloliter = 10 hectoliters = 264.18 gallons

Weights

1 centigram = 10 milligrams = .15 grain

1 decigram = 10 centigrams = 1.54 grains

1 gram = 10 decigrams = .035 ounce

1 dekagram = 10 grams = .35 ounce

1 hectogram = 10 dekagrams = 3.52 ounces

1 kilogram = 10 hectograms = 2.2 pounds

1 quintal = 100 kilograms = 220.46 pounds

1 metric ton = 10 quintals = 1.1 short tons

Square Measure

1 sq. centimeter = 100 sq. millimeters = .155 sq. inch

1 sq. decimeter = 100 sq. centimeters = 15.5 sq. inches

1 sq. meter (centare) = 100 sq. decimeters = 10.76 sq. feet

1 sq. decameter (are) = 100 sq. meters = 1,076.4 sq. feet

1 sq. hectometer (hectare) = 100 sq. decameters = 2.47 acres

1 sq. kilometer = 100 sq. hectometers = .386 sq. mile

Cubic Measure

1 cu. centimeter = 1000 cu. millimeters = .06 cu. inch

1 cu. decimeter = 1000 cu. centimeters = 61.02 cu. inches

1 cu. meter = 1000 cu. decimeters = 35.31 feet

Approximate Conversion Factors

To change	To	Multiply by	To change	To	Multiply by
Inches	centimeters	2.540	ounce-inches	Newton-meters	0.007062
feet	meters	0.305	centimeters	inches	0.394
yards	meters	0.914	meters	feet	3.280
miles	kilometers	1.609	meters	yards	1.094
square inches	square centimeters	6.451	kilometers	miles	0.621
square feet	square meters	0.093	square centimeters	square inches	0.155
square yards	square meters	0.836	square meters	square feet	10.764
square miles	square kilometers	2.590	square meters	square yards	1.196
acres	square hectometers	0.405	square kilometers	square miles	0.386
cubic feet	cubic meters	0.028	square hectometers	acres	2.471
cubic yards	cubic meters	0.765	cubic meters	cubic feet	35.315
fluid ounces	milliliters	29.573	cubic meters	cubic yards	1.308
pints	liters	0.473	milliliters	fluid ounces	0.034
quarts	liters	0.946	liters	pints	2.113
gallons	liters	3.785	liters	quarts	1.057
ounces	grams	28.349	liters	gallons	0.264
pounds	kilograms	0.454	grams	ounces	0.035
short tons	metric tons	0.907	kilograms	pounds	2.205
pound-feet	Newton-meters	1.356	metric tons	short tons	1.102
pound-inches	Newton -meters	0.11296			

Temperature (Exact)

$\frac{5}{9} (\text{after subtracting } 32)$

$_{\text{F}}$ Fahrenheit temperature $_{\text{C}}$ Celsius temperature