

**FPU® SYSTEMS OPERATION MANUAL
(INCLUDING REPAIR PARTS & SPECIAL TOOL LIST)
FPU/BOH CARGO CONTAINERS MODELS
FPU-8-2, BOH-CARGO-12-1, BOH-CARGO-6 & FPU-20-1 & FPU-20-2
BOH FPU Field Pack-up Units**

CHAPTER 6

PARTS SUPPORTING INFORMATION

This page was intentionally left blank

PARTS SUPPORTING INFORMATION**FPU® SYSTEMS OPERATION MANUAL
(INCLUDING REPAIR PARTS & SPECIAL TOOL LIST)
FPU/BOH CARGO CONTAINERS MODELS
FPU-8-2, BOH-CARGO-12-1, BOH-CARGO-6 & FPU-20-1 & FPU-20-2
BOH FPU Field Pack-up Units****INTRODUCTION TO MAINTENANCE ALLOCATION CHART (MAC)**

INTRODUCTION**BOH Environmental LLC Recommended MAC**

This introduction provides a general explanation of all maintenance and repair functions authorized at various maintenance levels under the standard Army Maintenance System concept.

The MAC (WP 0039 00, Table 1, immediately following the introduction) designates overall authority and responsibility for the performance of maintenance functions on the FPU SYSTEMS. The application of the maintenance functions to the FPU SYSTEMS shall be consistent with the capacities and capabilities of the designated maintenance levels, which are shown on the MAC in column (4) as:

Unit – includes two sub columns, C (operator/crew) and O (unit) maintenance.

Direct Support – includes an F sub column.

General Support – includes an H sub column.

Depot – includes a D sub column.

Maintenance Functions

Maintenance functions are limited to and defined as follows:

1. **Inspect:** To determine the serviceability of an item by comparing its physical and mechanical characteristics with established standards through examination (e.g., by sight, sound, or feel). This includes scheduled inspections.
2. **Test:** To verify serviceability by measuring the mechanical characteristics of an item and comparing those characteristics with prescribed standards on a scheduled basis, i.e., load testing of lift devices and hydrostatic testing of pressure hoses.
3. **Service:** Operations required periodically to keep an item in proper operating condition; e.g., to clean (includes decontaminate, when required), to preserve, to drain, to paint, or to replenish fuel, lubricants, chemical fluids, or gases.
4. **Adjust:** To maintain or regulate, within prescribed limits, by bringing into proper position, or by setting the operating characteristics to specific parameters.
5. **Align:** To adjust specified variable elements of an item to bring about optimum or desired performance.
6. **Calibrate:** To determine and cause corrections to be made or to be adjusted on instruments of test, measuring, and diagnostic equipment used in precision measurement. Consists of comparisons of two instruments, one of which is a certified standard of known accuracy, to detect and adjust any discrepancy in the accuracy of the instrument being compared.
7. **Remove/Install:** To remove and install the same item when required to perform service or other maintenance functions. Install may be the act of emplacing, seating, or fixing into position a spare, repair part, or module (component or assembly) in a manner to allow the proper functioning of an

equipment or system.

8. **Replace:** To remove an unserviceable item and install a serviceable counterpart in its place. "Replace" is authorized by the MAC and assigned maintenance level is shown as the third position code of the Source, Maintenance and Recoverability (SMR) code.
9. **Repair:** The application of maintenance services, including fault location/troubleshooting, removal/installation, disassembly/assembly procedures, and maintenance actions to identify troubles and restore serviceability to an item by correcting specific damage, fault, malfunction, or failure in a part, subassembly, module (component or assembly), end item, or system.

NOTE

The following definitions are applicable to the "REPAIR" maintenance functions of Service, Inspect, Test, Adjust, Align, Calibrate, and/or Replace:

Fault location/troubleshooting – The process of investigating and detecting the cause of equipment malfunctioning; the act of isolating a fault within a system or Unit Under Test (UUT).

Disassembly/Assembly – The step-by-step breakdown (taking apart) of a spare/functional group coded item to the level of its least component, that is assigned an SMR code for the level of maintenance under consideration (i.e., identified as maintenance significant).

Actions – Welding, grinding, riveting, straightening, facing, machining, and/or resurfacing.

10. **Overhaul:** That maintenance effort (service/action) prescribed to restore an item to a completely serviceable/operational condition as required by maintenance standards in appropriate technical publications. Overhaul is normally the highest degree of maintenance performed by the Army. Overhaul does not normally return an item to like new condition.
11. **Rebuild:** Consists of those services/actions necessary for the restoration of unserviceable equipment to a like new condition in accordance with original manufacturing standards. Rebuild is the highest degree of materiel maintenance applied to Army equipment. The rebuild operation includes the act of returning to zero those age measurements (e.g., hours/miles) considered in classifying Army equipment/components.

Explanation of Columns in the MAC

Column (1) – Group Number. Column (1) lists Functional Group Code (FGC) numbers, the purpose of which is to identify maintenance significant components, assemblies, subassemblies, and modules with the Next Higher Assembly (NHA).

Column (2) – Component/Assembly. Column (2) contains the item names of components, assemblies, subassemblies, and modules for which maintenance is authorized.

Column (3) – Maintenance Function. Column (3) lists the functions to be performed on the item listed in column (2). (For a detailed explanation of these functions refer to "Maintenance Functions" outlined above).

Column (4) – Maintenance Level. Column (4) specifies each level of maintenance authorized to perform each function listed in column (3), by indicating work time required (expressed as man-hours in whole hours or decimals) in the appropriate sub column. This work time figure represents the active time required to perform that maintenance function at the indicated level of maintenance. If the number or complexity of the tasks within the listed maintenance function varies at different maintenance levels, appropriate work time figures are to be shown for each level. The work time figure represents the average time required to restore an item (assembly, subassembly, component, module, end item, or system) to a serviceable condition under typical field operating conditions. This time includes preparation time (including any necessary disassembly/assembly time), troubleshooting/fault location time, and quality assurance time in addition to the time required to perform the specific tasks identified for the maintenance functions authorized in the MAC. The symbol designations for the various maintenance levels are as follows:

- **C – Operator or crew maintenance**
- **O– Unit maintenance**
- **F – Direct Support maintenance**
- **L – Specialized repair activity (SRA)**
- **H – General support maintenance**
- **K – Commercial depot maintenance**

Column (5) – Tools and Equipment Reference Code. Column (5) specifies, by code, those common tool sets (not individual tools), common Test, Measurement and Diagnostic Equipment (TMDE), and special tools, special TMDE and special support equipment required to perform the designated function.

Column (6) – Remarks Code. When applicable, this column contains a letter code, in alphabetical order

END OF WORK PACKAGE

This page was intentionally left blank

PARTS SUPPORTING INFORMATION

**FPU® SYSTEMS OPERATION MANUAL
(INCLUDING REPAIR PARTS & SPECIAL TOOL LIST)
FPU/BOH CARGO CONTAINERS MODELS
FPU-8-2, BOH-CARGO-12-1, BOH-CARGO-6 & FPU-20-1 & FPU-20-2
BOH FPU Field Pack-up Units**

MAINTENANCE ALLOCATION CHART (MAC)

(1) Group Number	(2) Component/Assembly	(3) Maintenance Function	(4) Maintenance Level					(5) Tools and Equipment Ref Code	(6) Remarks
			Unit		Direct Support	General Support	Depot		
			C	O	F	H	D		
00	FPU CONTAINER SYSTEMS								
01	FPU-8-2/BOH-CARGO-12-1	INSPECT		0.7					
		REPLACE			1				
0101	BOH-CARGO-12-1	INSPECT		0.7					
		SERVICE		0.5					
		REPLACE			1				
010101	Doors	INSPECT	0.1	0.2					
		SERVICE		0.2					
		ALIGN			0.5				
		REPLACE			1				
		REPAIR			1				
010102	Vertical Rack	INSPECT		0.2					
		SERVICE		0.2					
		REPLACE			1				
		REPAIR			1				
010103	Parts Storage Aids	INSPECT		0.2					
		SERVICE		0.2					
		REPLACE			1				
		REPAIR			1				

BOH-PM-06-6
Chapter 6 Rev. 4.05

(1) Group Number	(2) Component/Assembly	(3) Maintenance Function	(4) Maintenance Level					(5) Tools and Equipment Ref Code	(6) Remarks
			Unit		Direct Support	General Support	Depot		
			C	O	F	H	D		
010104	Bulk Storage Aids	INSPECT		0.2					
		SERVICE		0.2					
		REPLACE			1				
		REPAIR			1				
0102	FPU-8-2	INSPECT		0.2					
		REPLACE			1				
010201	Exterior parts	INSPECT	0.1	0.1					
		SERVICE		0.1					
		REPLACE		0.2					
010202	Door Assembly	INSPECT	0.1	0.1					
		SERVICE		0.2					
		ALIGN			0.5				
		REPLACE			1				
		REPAIR			0.5				
010203	FPU-8-2 Accessories	INSPECT	0.1	0.1					
		SERVICE		0.1					
		REPLACE		0.2					
02	FPU-20-1	INSPECT		0.1					
		REPLACE			1				
0201	Exterior parts	INSPECT	0.1	0.1					
		SERVICE		0.1					
		REPLACE		0.2					
0202	Door Assembly	INSPECT	0.1	0.1					
		SERVICE		0.2					
		ALIGN			0.5				

(1) Group Number	(2) Component/Assembly	(3) Maintenance Function	(4) Maintenance Level					(5) Tools and Equipment Ref Code	(6) Remarks
			Unit		Direct Support	General Support	Depot		
			C	O	F	H	D		
03	FPU-20-2	INSPECT	0.1	0.1					
		REPLACE							
0301	Exterior parts	INSPECT	0.1	0.1					
		SERVICE		0.1					
		REPLACE		0.2					
0302	Door Assembly	INSPECT	0.1	0.1					
		SERVICE		0.2					
		ALIGN			0.5				
		REPLACE			1				
		REPAIR			0.5				
04	BOH-CARGO-6	INSPECT	0.1	0.1					
		SERVICE		0.1					
0401	Door Assembly	INSPECT	0.1	0.1					
		SERVICE		0.2					
		ALIGN			0.5				
		REPLACE			1				
		REPAIR			0.5				

END OF WORK PACKAGE

This page was intentionally left blank

PARTS SUPPORTING INFORMATION**FPU[®] SYSTEMS OPERATION MANUAL
(INCLUDING REPAIR PARTS & SPECIAL TOOL LIST)
FPU/BOH CARGO CONTAINERS MODELS
FPU-8-2, BOH-CARGO-12-1, BOH-CARGO-6 & FPU-20-1 & FPU-20-2
BOH FPU Field Pack-up Units**

INTRODUCTION TO REPAIR PARTS & SPECIAL TOOL LIST

INTRODUCTION**SCOPE**

This Repair Parts & Special Tools List (RPSTL) lists and authorizes spares and repair parts; special tools; special test, measurement, and diagnostic equipment (TMDE); and other special support equipment required for performance of Operator, Unit, and Direct Support maintenance of the Field Pack Up system (FPU SYSTEMS). It authorizes the requisitioning, issue, and disposition of spares, repair parts, and special tools as indicated by the Source, Maintenance, and Recoverability (SMR) codes.

GENERAL

In addition to the Introduction work package, this RPSTL is divided into the following work packages:

1. **Repair Parts List Work Packages.** See WP 0041 through WP 0046 00. Work packages containing lists of spares and repair parts authorized by this RPSTL for use in the performance of maintenance. These work packages also include parts which must be removed for replacement of the authorized parts. Parts lists are composed of functional groups in ascending alphanumeric sequence, with the parts in each group listed in ascending figure and item number sequence. Sending units, brackets, filters, and bolts are listed with the component they mount on. Bulk materials are listed by item name in FIG. BULK at the end of the work packages. Repair parts kits are listed separately in their own functional group and work package. Repair parts for reparable special tools are also listed in a separate work package. Items listed are shown on the associated illustrations.
2. **Special Tools List Work Packages.** Work packages containing lists of special tools, special TMDE, and special support equipment authorized by this RPSTL (as indicated by Basis of Issue (BOI) information in the Description and Usable On Code (UOC) column). Tools that are components of common tool sets and/or Class VII are not listed
3. **Cross-Reference Indexes Work Packages.** See WP 0047 00 and WP 0048 00. There are two cross-reference indexes work packages in this RPSTL: the National Stock Number (NSN) Index work package and the Part Number (P/N) Index work package. The National Stock Number Index work package refers you to the figure and item number. The Part Number Index work package refers you to the figure and item number.

EXPLANATION OF COLUMNS IN THE REPAIR PARTS LIST AND SPECIAL TOOLS LIST WORK PACKAGES

ITEM NO. (Column (1)). Indicates the number used to identify items called out in the illustration.

NSN (Column (2)). The NSN for the item is listed in this column.

CAGEC (Column (3)). The Commercial and Government Entity Code (CAGEC) is a five-digit code which is used to identify the manufacturer, distributor, or Government agency/activity that supplies the item.

PART NUMBER (Column (4)). Indicates the primary number used by the manufacturer (individual, company, firm, corporation, or Government activity), which controls the design and characteristics of the item by means of its engineering drawings, specifications, standards, and inspection requirements to identify an item or range of items.

NOTE

When you use an NSN to requisition an item, the item you receive may have a different P/N from the number listed.

DESCRIPTION AND USABLE ON CODE (UOC)

(Column (5)). This column includes the following information:

The ITEM Assembly Progression (**.Item or Assembly, ..Next Lower Item, ...Next Lower Item**)

1. The federal item name, and when required, a minimum description to identify the item.
2. P/Ns of bulk materials are referenced in this column in the line entry to be manufactured or fabricated.
3. Hardness Critical Item (HCI). A support item that provides the equipment with special protection from electromagnetic pulse (EMP) damage during a nuclear attack.
4. The statement END OF FIGURE appears just below the last item description for a given figure in both the repair parts list and special tools list work packages.

QTY (Column (6)). The QTY (quantity per figure) column indicates the quantity of the item used in the breakout shown on the illustration/figure, which is prepared for a functional group, sub-functional group, or an assembly. A "V" appearing in this column instead of a quantity indicates that the quantity is variable and quantity may change from application to application.

EXPLANATION OF CROSS-REFERENCE INDEXES WORK PACKAGES FORMAT AND COLUMNS.

1. National Stock Number (NSN) Index Work Package.

STOCK NUMBER Column. This column lists the NSN in National Item Identification Number (NIIN) sequence. The NIIN consists of the last nine digits of the NSN.

NSN
(e.g.,5385-01-574-1476)

When using this column to locate an item, ignore the first four digits of the NSN. However, the complete NSN should be used when ordering items by stock number.

FIG. Column. This column lists the number of the figure where the item is identified/located. The figures are in numerical order in the repair parts list and special tools list work packages.

ITEM Column. The item number identifies the item associated with the figure listed in the adjacent FIG. Column. This item is also identified by the NSN listed on the same line.

2. Part Number (P/N) Index Work Package. P/Ns in this index are listed in ascending alphanumeric sequence (vertical AIDS of letter and number combinations which places the first letter or digit of each group in order A through Z, followed by the numbers 0 through 9 and each following letter or digit in like order).

PART NUMBER Column. Indicates the P/N assigned to the item.

FIG. Column. This column lists the number of the figure where the item is identified/located in the repair parts list and special tools list work packages.

ITEM Column. The item number is the number assigned to the item as it appears in the figure referenced in the adjacent figure number column.

SPECIAL INFORMATION

UOC. The UOC appears in the lower left corner of the Description Column heading. Usable On Codes are shown as "UOC: . . ." in the Description Column (justified left) on the first line under the applicable item/nomenclature. None coded items are applicable to all models. Identification of the UOCs used in this RPSTL are:

CODE	Used On
F1A	Model FPU-8-2/BOH CARGO 12-1 GREEN – Forest Green
F1B	Model FPU-8-2/BOH CARGO 12-1 TAN – Desert Sand
F2C	Model FPU-20-1 GREEN – Forest Green
F2D	Model FPU-20-1 TAN – Desert Sand
F2E	Model FPU-20-2 GREEN – Forest Green
F2F	Model FPU-20-2 TAN – Desert Sand
F3A	Model BOH-CARGO-12-1 GREEN – Forest Green
F3B	Model BOH-CARGO-12-1 TAN – Desert Sand
F3C	Model FPU-8-2 GREEN – Forest Green
F3D	Model FPU-8-2 TAN – Desert Sand
F4A	Model BOH-6 GREEN – Forest Green
F4B	Model BOH-6 TAN – Desert Sand
F5A	Model BOH-6/FPU-8-2/BOH-6 GREEN – Forest Green
F5B	Model BOH-6/FPU-8-2/BOH-6 TAN – Desert Sand

Fabrication Instructions. Bulk materiel required to manufacture items are listed in the bulk materiel functional group of this RPSTL. Part numbers for bulk materiel are also referenced in the Description Column of the line item entry for the item to be manufactured/fabricated. Detailed fabrication instructions for items source Coded to be manufactured or fabricated are found in: Not Applicable.

Index Numbers. Items which have the word BULK in the figure column will have an index number shown in the item number column. This index number is a cross-reference between the NSN and P/N index work packages and the bulk materiel list in the repair parts list work package.

Illustrations List. The illustrations in this RPSTL contain unit and direct support authorized items. The tabular list in the repair parts list work package contains only those parts coded "O" and "F" in the third position of the SMR code, therefore, there may be a break in the item number sequence.

HOW TO LOCATE REPAIR PARTS

A. When NSNs or P/Ns Are Not Known.

1. Using the table of contents, determine the assembly group to which the item belongs. This is necessary since figures are prepared for assembly groups and subassembly groups, and lists are divided into the same groups.
2. Find the figure covering the functional group or the sub functional group to which the item belongs.
3. Identify the item on the figure and note the number(s).
4. Look in the repair parts list work packages for the figure and item numbers. The NSNs and part numbers are on the same line as the associated item numbers.

B. When NSN Is Known.

1. If you have the NSN, look in the STOCK NUMBER column of the NSN index work package. The NSN is arranged in NIIN sequence. Note the figure and item number next to the NSN.
2. Turn to the figure and locate the item number. Verify that the item is the one you are looking for.

C. When the P/N Is Known.

1. If you have the P/N and not the NSN, look in the PART NUMBER column of the P/N index work package. Identify the figure and item number.
2. Look up the item on the figure in the applicable repair parts list work package.

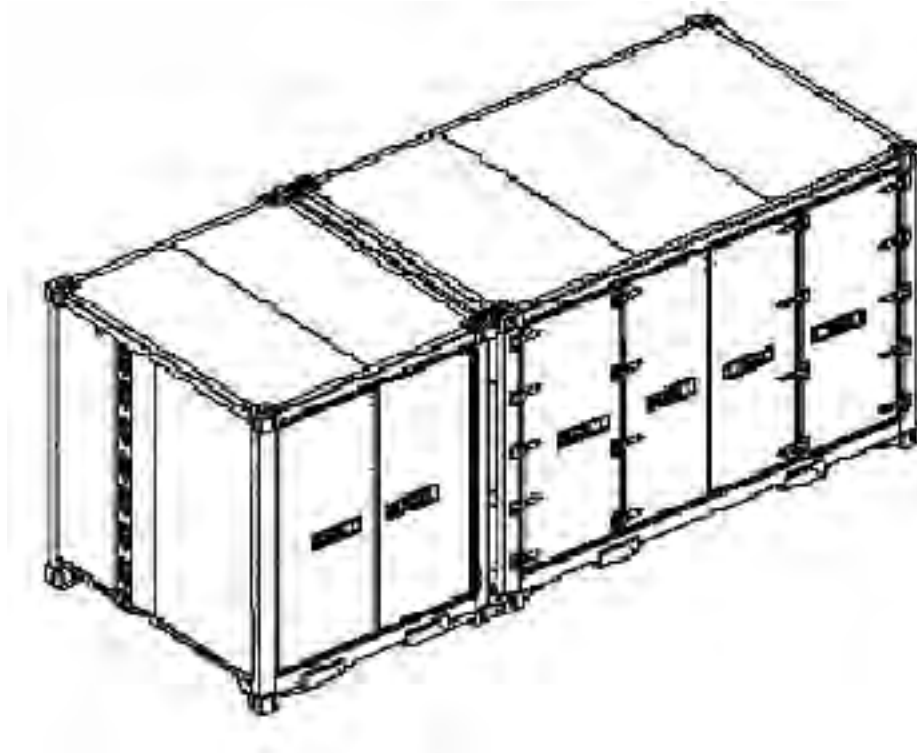
END OF WORK PACKAGE

PARTS SUPPORTING INFORMATION

**FPU® SYSTEMS OPERATION MANUAL
(INCLUDING REPAIR PARTS & SPECIAL TOOL LIST)
FPU/BOH CARGO CONTAINERS MODELS
FPU-8-2, BOH-CARGO-12-1, BOH-CARGO-6 & FPU-20-1 & FPU-20-2
BOH FPU Field Pack-up Units**

FPU CARGO CONTAINER COMBINATION

FPU-8-2/BOH-CARGO-12-1



FIGURES 01 through 23

FPU -8-2/BOH-CARGO-12-1 CONTAINER

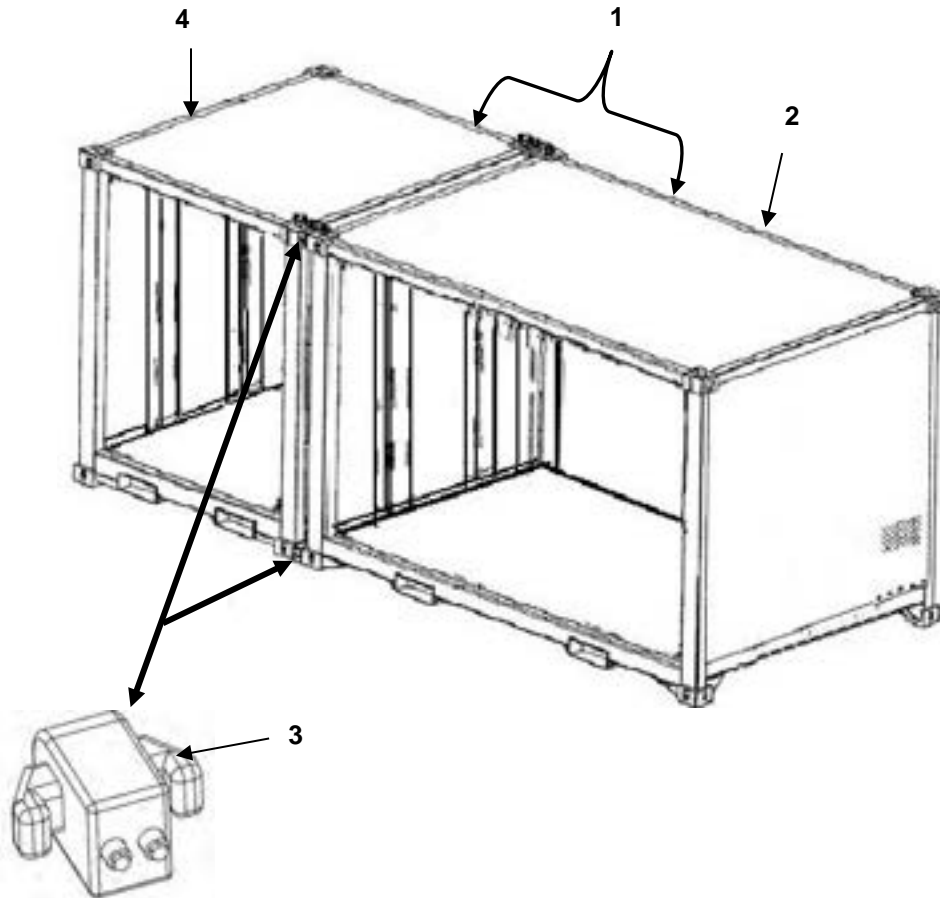



FIGURE 01 FPU -8-2/BOH-CARGO-12-1 CONTAINERS
DOORS REMOVED FOR CLARITY

(1) ITEM NO.	(3) NSN	(4) CAGEC	(5) PART NUMBER	(6) DESCRIPTION AND USABLE ON CODE (UOC)	(7) QTY
				GROUP 01 FIGURE 01 FPU -8-2/BOH-CARGO- 12-1 CONTAINER	
1	Not Assigned	1NSG3	Not Assigned	.FPU -8-2/BOH-CARGO- 12-1 CONTAINERS GREEN	1
2	8150-01-502-0581	1NSG3	15001201G	..BOH CARGO-12-1 GREEN UOC: F1A	1
3	8145-01-523-4120	1NSG3	15150108	...ISO INTERCONNECTOR UOC: F1A,F1B *	4
4	8150-01-473-1213	1NSG3	15000802G	..FPU-8-2 GREEN UOC: F1A, F5A	1
1	Not Assigned	1NSG3	Not Assigned	.FPU -8-2/BOH-CARGO- 12-1 CONTAINERS TAN	1
2	8150-01-518-8859	1NSG3	15001201T	..BOH CARGO-12-1 TAN UOC: F1B	1
3	8145-01-523-4120	1NSG3	15150108	...ISO INTERCONNECTOR UOC: F1A,F1B *	4
4	8150-01-518-8749	1NSG3	15000802T	..FPU-8-2 TAN UOC: F1B, F5B	1
END OF FIGURE 01					

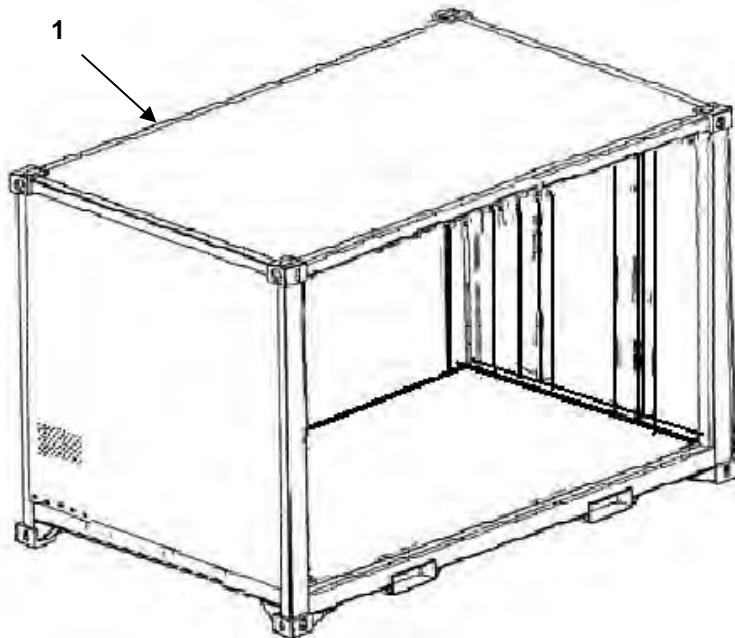
*** Note: Item No. 3 is not applicable to the UOC F5A or F5B**

This page was intentionally left blank

PARTS SUPPORTING INFORMATION**FPU® SYSTEMS OPERATION MANUAL
(INCLUDING REPAIR PARTS & SPECIAL TOOL LIST)
FPU/BOH CARGO CONTAINERS MODELS
FPU-8-2, BOH-CARGO-12-1, BOH-CARGO-6 & FPU-20-1 & FPU-20-2
BOH FPU Field Pack-up Units****FPU CARGO CONTAINER**

BOH-CARGO-12-1 CONTAINER**FIGURES 02 THROUGH 14**


BOH CARGO-12-1 CONTAINER




**FIGURE 02 BOH-CARGO-12-1 CONTAINER
DOORS REMOVED FOR CLARITY**

(1) ITEM NO.	(3) NSN	(4) CAGEC	(5) PART NUMBER	(6) DESCRIPTION AND USABLE ON CODE (UOC)	(7) QTY
				GROUP 0101 FIGURE 02 BOH CARGO-12-1 CONTAINER	
1	8150-01-502-0581	1NSG3	15001201G	.BOH-CARGO-12-1 GREEN UOC: F3A	1
1	8150-01-518-8859	1NSG3	15001201T	.BOH-CARGO-12-1 TAN UOC: F3B	1
END OF FIGURE 02					

DOOR ASSEMBLIES #1 thru #4 and #5 Thru #8
NOTE: APPLICABLE ONLY TO THE BOH CARGO-12-1



STREET SIDE



CURB SIDE

FIGURE 03 DOOR ASSEMBLIES #1 thru #4 and #5 Thru #8
CURB AND STREET SIDE VIEW

NOTE: DOOR #4 HAS HOLES DRILLED FOR DATA PLATES AND DOCUMENT BAG

(1) ITEM NO.	(3) NSN	(4) CAGEC	(5) PART NUMBER	(6) DESCRIPTION AND USABLE ON CODE (UOC)	(7) QTY
				GROUP 010101 FIGURE 03 DOOR ASSEMBLY #1 THRU #4 STREET SIDE AND # 5 THRU #8 CURB SIDE	
1	Not Assigned	1NSG3	15981230-001	.DOOR COMPLETE #1 GREEN UOC: F3A	1
2	Not Assigned	1NSG3	15981232-001	.DOOR COMPLETE #2 GREEN UOC: F3C	1
3	Not Assigned	1NSG3	15981234-001	.DOOR COMPLETE #3 GREEN UOC: F3A	1
4	Not Assigned	1NSG3	15981239-001	.DOOR COMPLETE #4 GREEN UOC: F3A	1
5	Not Assigned	1NSG3	15981230-001	.DOOR COMPLETE #5 GREEN UOC: F3A	1
6	Not Assigned	1NSG3	15981232-001	.DOOR COMPLETE #6 GREEN UOC: F3A	1
7	Not Assigned	1NSG3	15981234-001	.DOOR COMPLETE #7 GREEN UOC: F3A	1
8	Not Assigned	1NSG3	15981236-001	.DOOR COMPLETE #8 GREEN UOC: F3A	1
1	Not Assigned	1NSG3	15981230-002	.DOOR COMPLETE #1 TAN UOC: F3B	1
2	Not Assigned	1NSG3	15981232-002	.DOOR COMPLETE #2 TAN UOC: F3D	1
3	Not Assigned	1NSG3	15981234-002	.DOOR COMPLETE #3 TAN UOC: F3D	1
4	Not Assigned	1NSG3	15981239-002	.DOOR COMPLETE #4 TAN UOC: F3D	1
5	Not Assigned	1NSG3	15981230-002	.DOOR COMPLETE #5 TAN UOC: F3D	1
6	Not Assigned	1NSG3	15981232-002	.DOOR COMPLETE #6 TAN UOC: F3D	1
7	Not Assigned	1NSG3	15981234-002	.DOOR COMPLETE #7 TAN UOC: F3D	1
8	Not Assigned	1NSG3	15981236-002	.DOOR COMPLETE #8 TAN UOC: F3D	1
END OF FIGURE 03					

DOOR ASSEMBLY #1 & #5
NOTE: APPLICABLE ONLY TO THE BOH CARGO-12-1

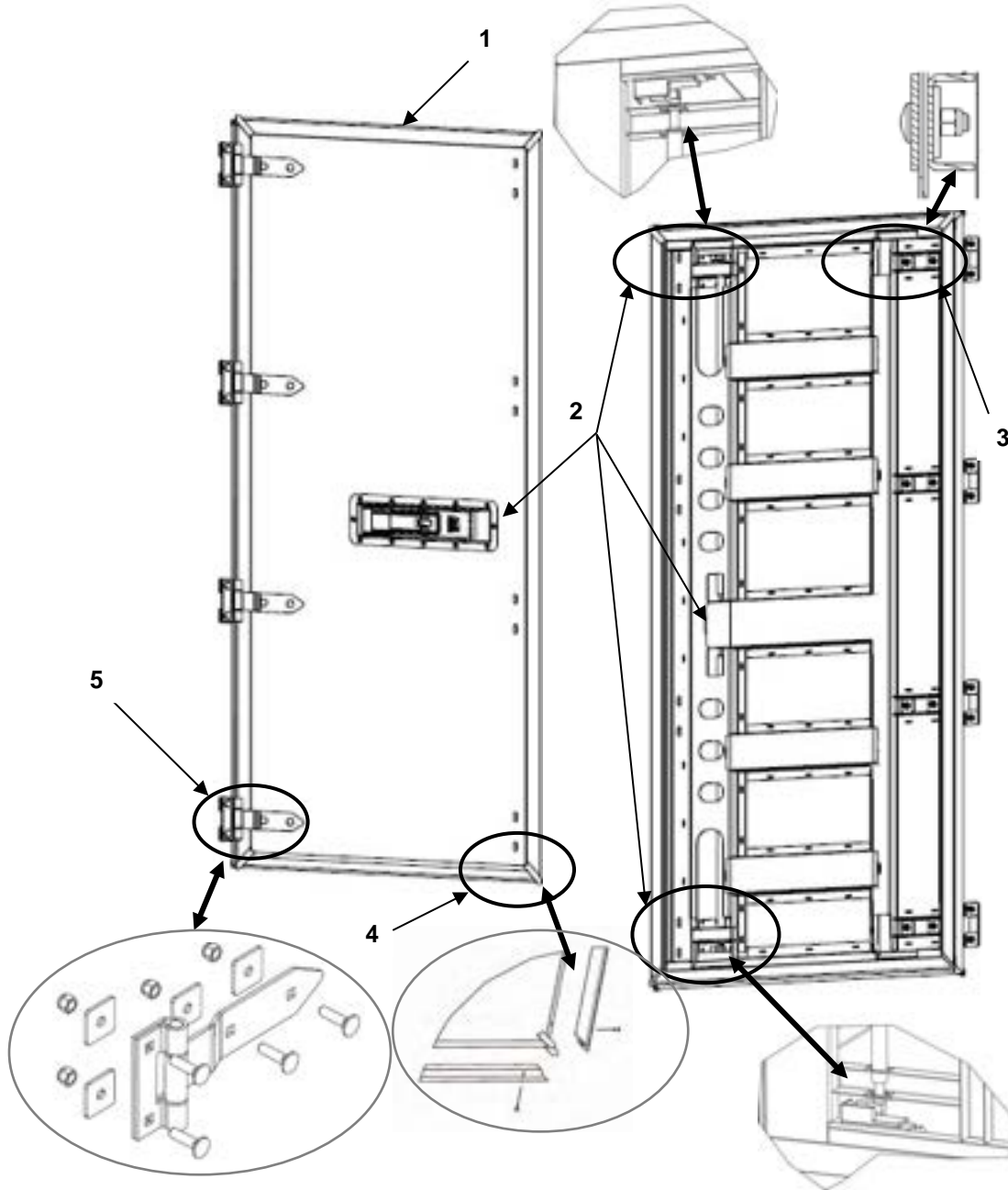


FIGURE 04 DOOR ASSEMBLIES DOOR #1 & #5
FRONT AND INTERIOR VIEW

(1) ITEM NO.	(3) NSN	(4) CAGEC	(5) PART NUMBER	(6) DESCRIPTION AND USABLE ON CODE (UOC)	(7) QTY
				GROUP 010101 FIGURE 04 DOOR ASSEMBLIES #1 & #5	
1	Not Assigned	1NSG3	15981230-001	.DOOR COMPLETE #1 & #5 GREEN UOC: F3A	1
2	Not Assigned	1NSG3	15981244	..HANDLE KIT W/HARDWARE CAMS and GUIDES	1
3	Not Assigned	1NSG3	16220051-001	..BRACE HINGE A GREEN UOC: F3A	4
4	Not Assigned	1NSG3	16212746	..DOOR SEAL KIT	1
5	Not Assigned	1NSG3	16212790-001	..HINGE KIT W/HARDWARE GREEN UOC: F3A	4
1	Not Assigned	1NSG3	15982130-002	.DOOR COMPLETE #1 & #5 TAN UOC: F3B	1
2	Not Assigned	1NSG3	15981244	..HANDLE KIT W/HARDWARE CAMS and GUIDES	1
3	Not Assigned	1NSG3	16220051-002	..BRACE HINGE A TAN UOC: F3B	4
4	Not Assigned	1NSG3	16212746	..DOOR SEAL KIT	1
5	Not Assigned	1NSG3	16212790-002	..HINGE KIT W/HARDWARE TAN UOC: F3B	4
END OF FIGURE 04					

DOOR ASSEMBLIES #2 & #6
NOTE: APPLICABLE ONLY TO THE BOH CARGO-12-1

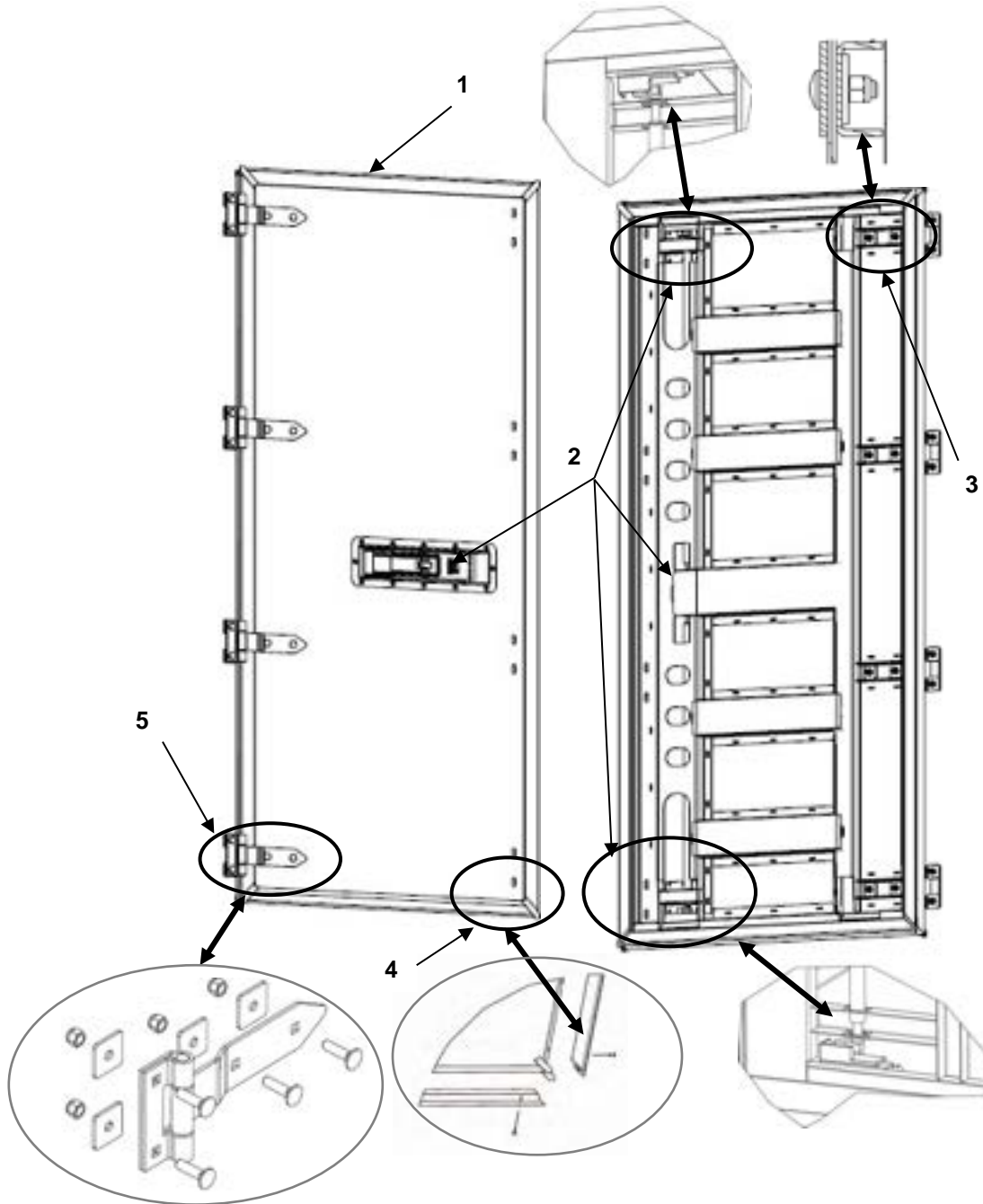


FIGURE 05 DOOR ASSEMBLIES # 2 & # 6
FRONT AND INTERIOR VIEW

(1) ITEM NO.	(3) NSN	(4) CAGEC	(5) PART NUMBER	(6) DESCRIPTION AND USABLE ON CODE (UOC)	(7) QTY
				GROUP 010101 FIGURE 05 DOOR ASSEMBLIES #2 & #6	
1	Not Assigned	1NSG3	15981232-001	..DOOR COMPLETE #2 & # 6 GREEN UOC F3A	1
2	Not Assigned	1NSG3	15981244	..HANDLE KIT W/HARDWARE CAMS and GUIDES	1
3	Not Assigned	1NSG3	16520005-001	..BRACE HINGE B GREEN UOC: F3A	4
4	Not Assigned	1NSG3	16212748	..DOOR SEAL KIT	1
5	Not Assigned	1NSG3	16212790-001	..HINGE KIT W/HARDWARE GREEN UOC: F3A	4
1	Not Assigned	1NSG3	15981232-002	..DOOR COMPLETE #2 & # 6 TAN UOC: F3B	1
2	Not Assigned	1NSG3	15981244	..HANDLE KIT W/HARDWARE CAMS and GUIDES	1
3	Not Assigned	1NSG3	16520005-002	..BRACE HINGE B TAN UOC: F3B	4
4	Not Assigned	1NSG3	16212748	..DOOR SEAL KIT	1
5	Not Assigned	1NSG3	16212790-002	..HINGE KIT W/HARDWARE TAN UOC: F3B	4
END OF FIGURE 05					

DOOR ASSEMBLY #3 & #7
NOTE: APPLICABLE ONLY TO THE BOH CARGO-12-1

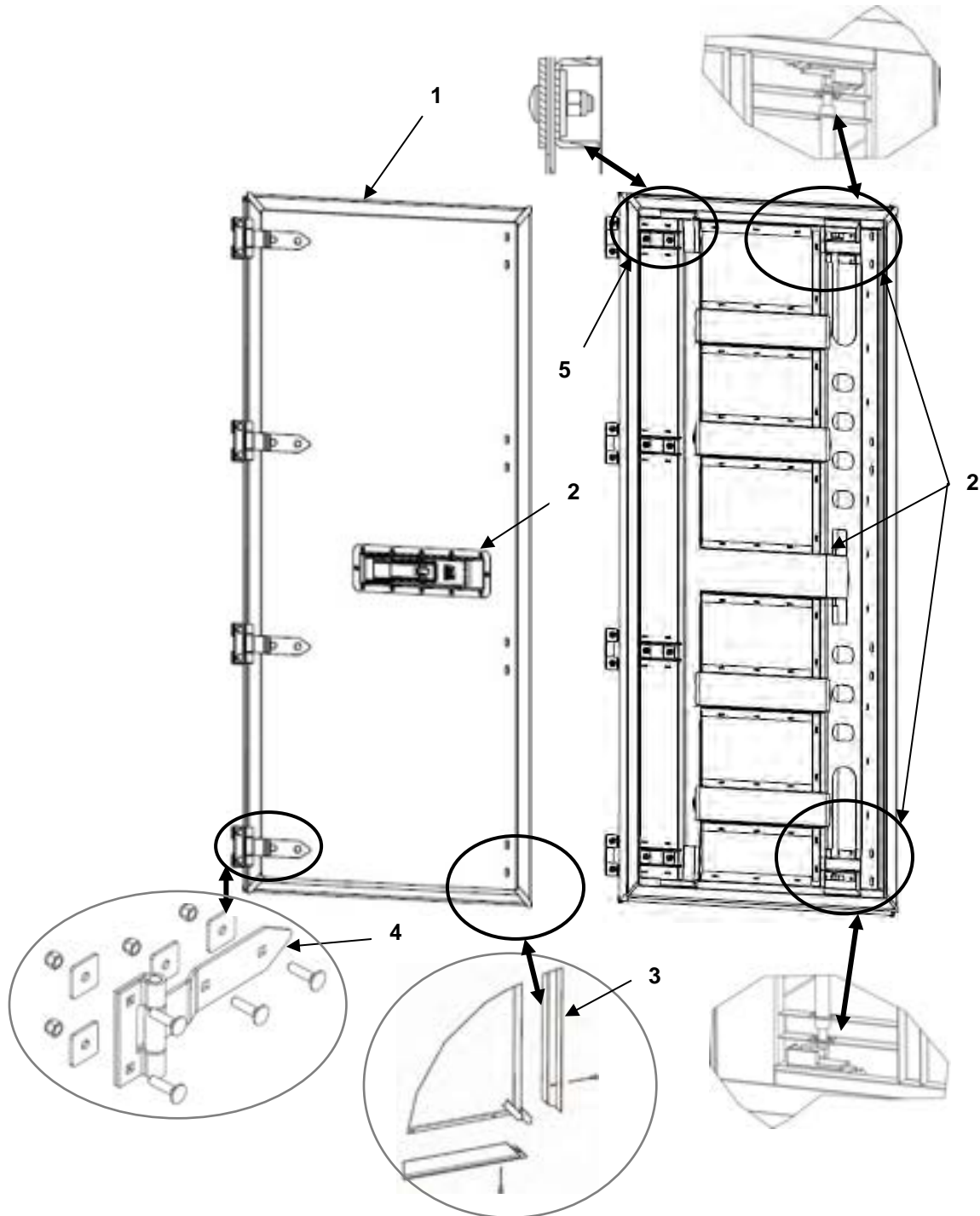


FIGURE 06 DOOR ASSEMBLIES # 3 & # 7 BOH CARGO-12-1
FRONT AND INTERIOR VIEW

(1) ITEM NO.	(3) NSN	(4) CAGEC	(5) PART NUMBER	(6) DESCRIPTION AND USABLE ON CODE (UOC)	(7) QTY
				GROUP 010101 FIGURE 06 DOOR ASSEMBLIES #3 & #7	
1	Not Assigned	1NSG3	15981234-001	..DOOR COMPLETE #3 & #7 GREEN UOC: F3A	1
2	Not Assigned	1NSG3	15981235	..HANDLE KIT W/HARDWARE CAMS and GUIDES	1
3	Not Assigned	1NSG3	16212791	..DOOR SEAL KIT	1
4	Not Assigned	1NSG3	15981244-001	..HINGE KIT W/HARDWARE GREEN UOC: F3A	4
5	Not Assigned	1NSG3	16520005-001	..BRACE HINGE B GREEN UOC: F3A	4
1	Not Assigned	1NSG3	15981234-002	..DOOR COMPLETE #3 & #7 TAN UOC: F3B	1
2	Not Assigned	1NSG3	15981235	..HANDLE KIT W/HARDWARE CAMS and GUIDES	1
3	Not Assigned	1NSG3	16212791	..DOOR SEAL KIT	1
4	Not Assigned	1NSG3	15981244-002	..HINGE KIT W/HARDWARE TAN UOC: F3B	4
5	Not Assigned	1NSG3	16520005-002	..BRACE HINGE B TAN UOC: F3B	4
END OF FIGURE 06					

DOOR ASSEMBLY # 4 & 8
NOTE: APPLICABLE ONLY TO THE BOH CARGO-12-1

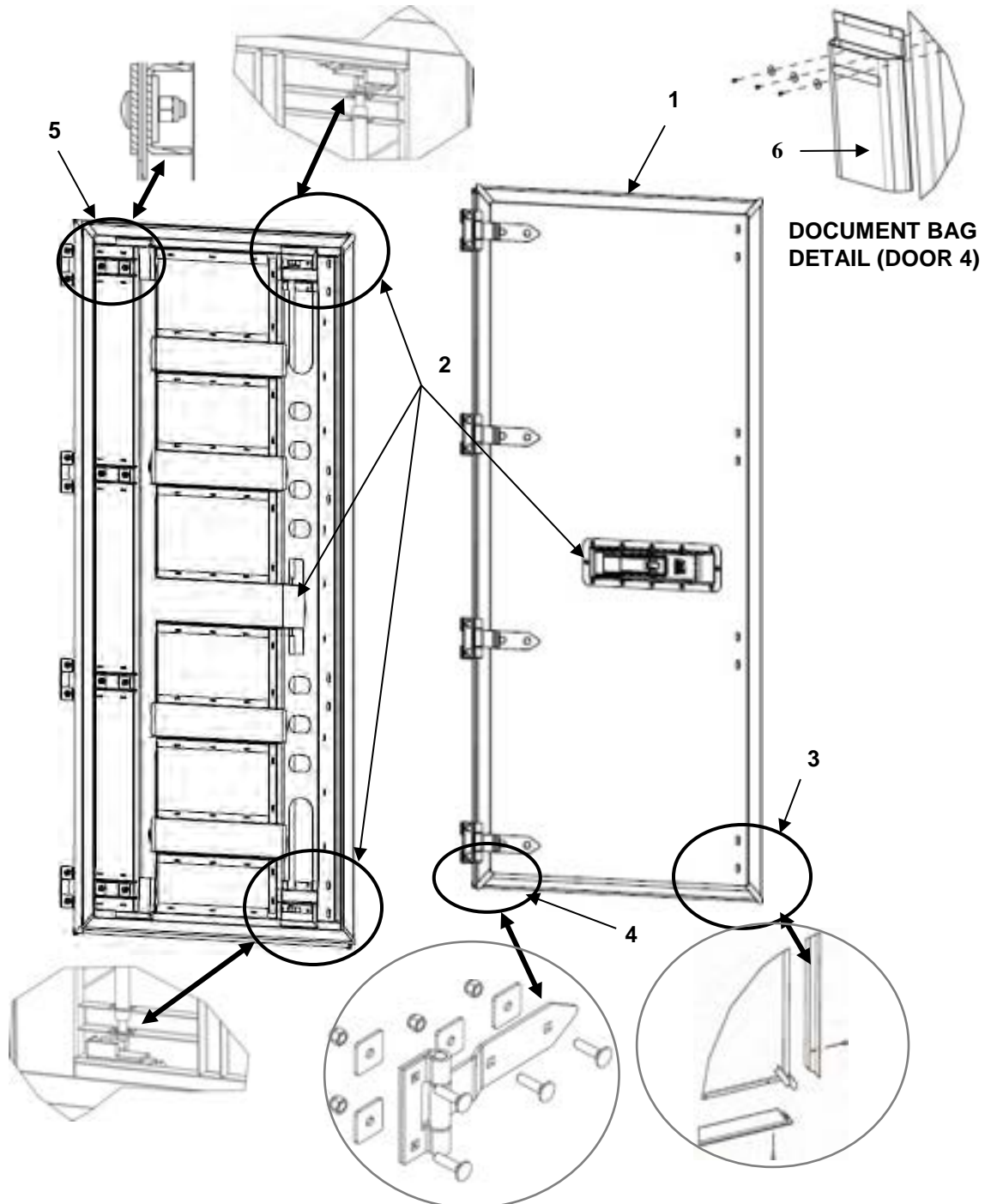


FIGURE 07 DOOR ASSEMBLIES # 4 W/DATA PLATE HOLES & # 8
FRONT AND INTERIOR VIEW

(1) ITEM NO.	(3) NSN	(4) CAGEC	(5) PART NUMBER	(6) DESCRIPTION AND USABLE ON CODE (UOC)	(7) QTY
				GROUP 010101 FIGURE 07 DOOR ASSEMBLIES #4 & #8	
1	Not Assigned	1NSG3	15981239-001	.DOOR COMPLETE #4 W/Data plate holes GREEN UOC: F3A	1
2	Not Assigned	1NSG3	15981244	..HANDLE KIT W/HARDWARE CAMS and GUIDES	1
3	Not Assigned	1NSG3	16212746	..DOOR SEAL KIT	1
4	Not Assigned	1NSG3	16212790-001	..HINGE KIT W/HARDWARE GREEN	4
5	Not Assigned	1NSG3	16220051-001	..BRACE HINGE A GREEN UOC: F3A	4
6	Not Assigned	1NSG3	15982246-001	..DOCUMENT BAG KIT W/ HARDWARE GREEN UOC: F3A	1
1	Not Assigned	1NSG3	15981239-002	.DOOR COMPLETE #4 W/Data plate holes TAN UOC: F3B	1
2	Not Assigned	1NSG3	15981244	..HANDLE KIT W/HARDWARE CAMS and GUIDES	1
3	Not Assigned	1NSG3	16212746	..DOOR SEAL KIT	1
4	Not Assigned	1NSG3	16212790-002	..HINGE KIT W/HARDWARE TAN F3B	4
5	Not Assigned	1NSG3	16220051-002	..BRACE HINGE A TAN UOC: F3B	4
6	Not Assigned	1NSG3	15982246-002	..DOCUMENT BAG KIT W/ HARDWARE TAN UOC: F3B	1
1	Not Assigned	1NSG3	15981236-001	.DOOR COMPLETE #8 GREEN UOC: F3A	1
2	Not Assigned	1NSG3	15981244	..HANDLE KIT W/HARDWARE CAMS and GUIDES	1
3	Not Assigned	1NSG3	16212746	..DOOR SEAL KIT	1
4	Not Assigned	1NSG3	16212790-001	..HINGE KIT W/HARDWARE GREEN UOC: F3A	4
5	Not Assigned	1NSG3	16220051-001	..BRACE HINGE A GREEN UOC: F3A	4
1	Not Assigned	1NSG3	15981236-002	.DOOR COMPLETE #8 TAN UOC: F3B	1
2	Not Assigned	1NSG3	15981244	..HANDLE KIT W/HARDWARE CAMS and GUIDES	1
3	Not Assigned	1NSG3	16212746	..DOOR SEAL KIT	1
4	Not Assigned	1NSG3	16212790-002	..HINGE KIT W/HARDWARE TAN F3B	4
5	Not Assigned	1NSG3	16220051-002	..BRACE HINGE A TAN UOC: F3B	4
END OF FIGURE 07					

VERTICAL RACK FRAME (OPTIONAL)

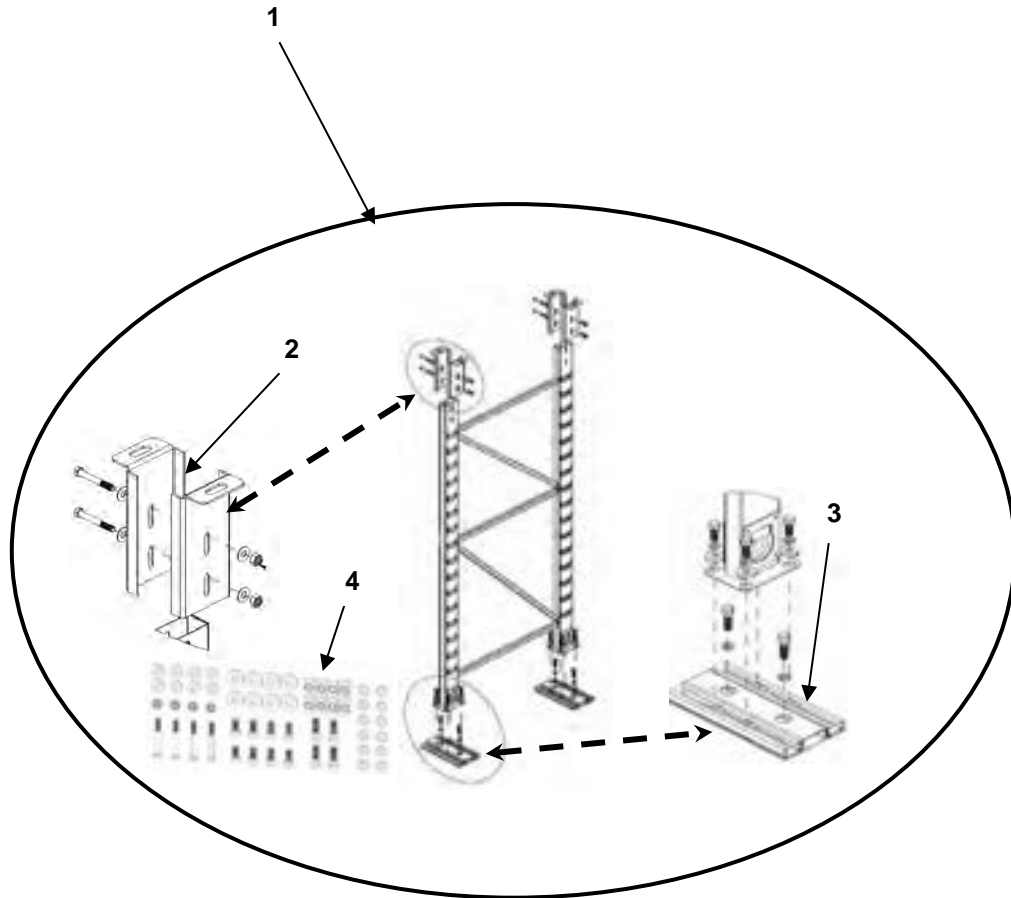


FIGURE 08 VERTICAL RACK FRAME

(1) ITEM NO.	(3) NSN	(4) CAGEC	(5) PART NUMBER	(6) DESCRIPTION AND USABLE ON CODE (UOC)	(7) QTY
				GROUP 010102 FIGURE 08 VERTICAL RACK FRAME	
1	Not Assigned	1NSG3	15988565-001	.VERTICAL RACK ASSY W/HARDWARE GREEN UOC: F3A	1
2	Not Assigned	INSG3	15988792-001	..UPRIGHT UPPER MOUNT ASSY W/HARDWARE GREEN UOC: F3A	2
3	Not Assigned	INSG3	15988557-001	..UPRIGHT LOWER MOUNTING BASE ASSY W/HARDWARE GREEN UOC: F3A	2
4	Not Assigned	INSG3	15981800	...UPRIGHT MOUNTING HARDWARE KIT	1
1	Not Assigned	1NSG3	15988565-002	.VERTICAL RACK ASSY W/HARDWARE TAN UOC: F3B	1
2	Not Assigned	INSG3	15988792-002	..UPRIGHT UPPER MOUNT ASSY TAN W/HARDWARE	2
3	Not Assigned	INSG3	15988557-002	..UPRIGHT LOWER MOUNTING BASE ASSY W/HARDWARE TAN UOC: F3B	2
4	Not Assigned	INSG3	15981800	...UPRIGHT MOUNTING HARDWARE KIT	1
END OF FIGURE 08					

PARTS STORAGE AIDS (OPTIONAL)

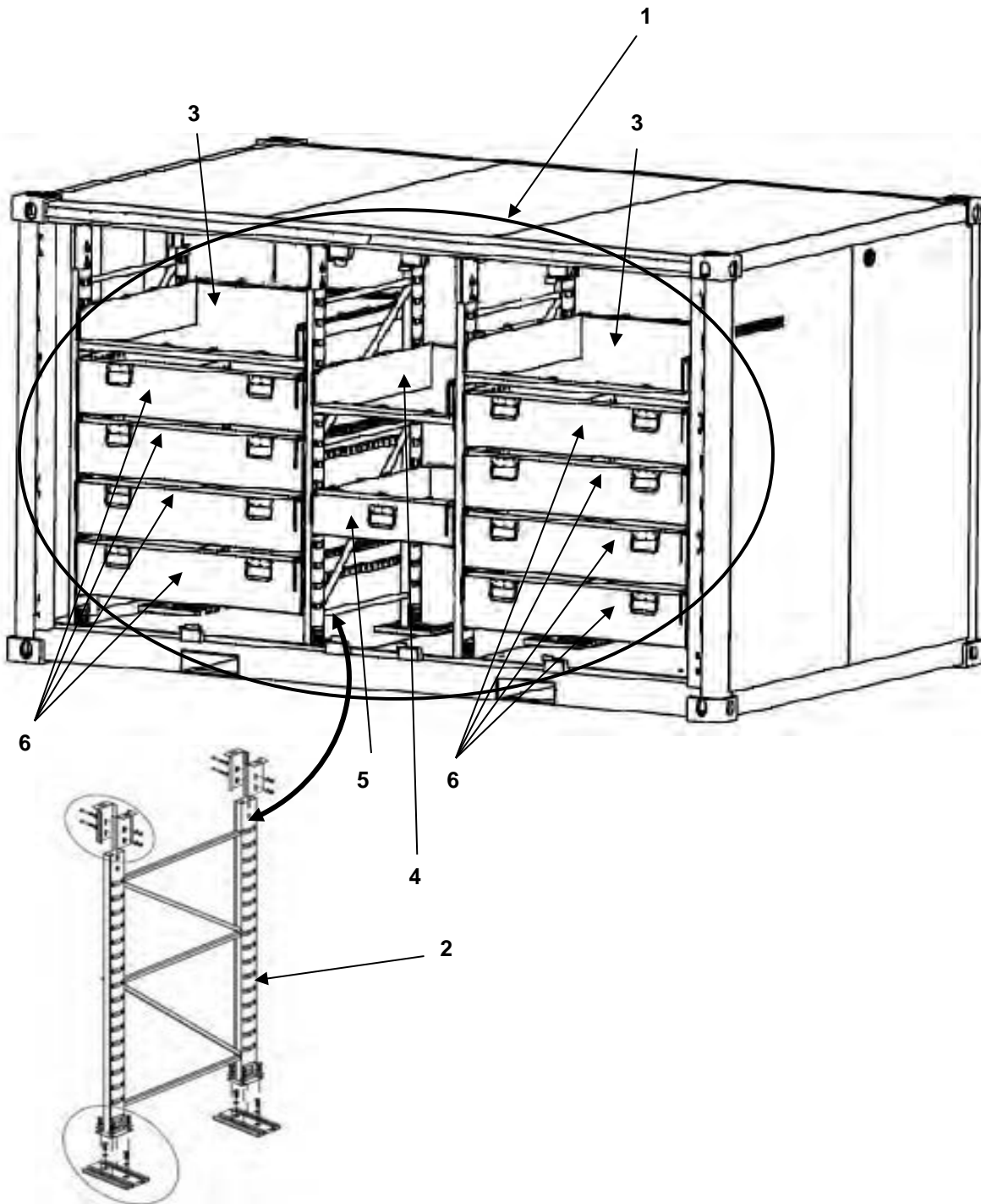


FIGURE 09 PARTS STORAGE AIDS

(1) ITEM NO.	(3) NSN	(4) CAGEC	(5) PART NUMBER	(6) DESCRIPTION AND USABLE ON CODE (UOC)	(7) QTY
				GROUP 010103 FIGURE 09 PARTS STORAGE AIDS	
1	8145-01-524-0249	1NSG3	15310023-1POS	.PARTS STORAGE AID	1
2	Not Assigned	1NSG3	15988565-001	..VERTICAL RACKS GREEN F3A	4
3	Not Assigned	1NSG3	16502056-001	...DRAWER ASSY 2" x 48" GREEN UOC: F3A	2
4	Not Assigned	1NSG3	16502050-001	...DRAWER ASSY 2" x 30" GREEN UOC: F3A	1
5	Not Assigned	1NSG3	16503250-001	..DRAWER ASSY 8" x 30" GREEN. UOC: F3A	1
6	Not Assigned	1NSG3	15988802-001	..DRAWER ASSY 12" GREEN UOC: F3A	8
1	8145-01-524-0249	1NSG3	15310023-1POS	.PARTS STORAGE AIDS	1
2	Not Assigned	1NSG3	15988565-002	..VERTICAL RACKS TAN F3B	4
3	Not Assigned	1NSG3	16502056-002	..DRAWER ASSY 2" x 48" TAN UOC: F3B	2
4	Not Assigned	1NSG3	16502050-002	..DRAWER ASSY 2" x 30" TAN UOC: F3B	1
5	Not Assigned	1NSG3	16503250-002	..DRAWER ASSY 8" x 30" TAN. UOC: F3B	1
6	Not Assigned	1NSG3	15988802-002	..DRAWER ASSY 12" TAN UOC: F3B	8
END OF FIGURE 09					

DRAWER ASSEMBLIES

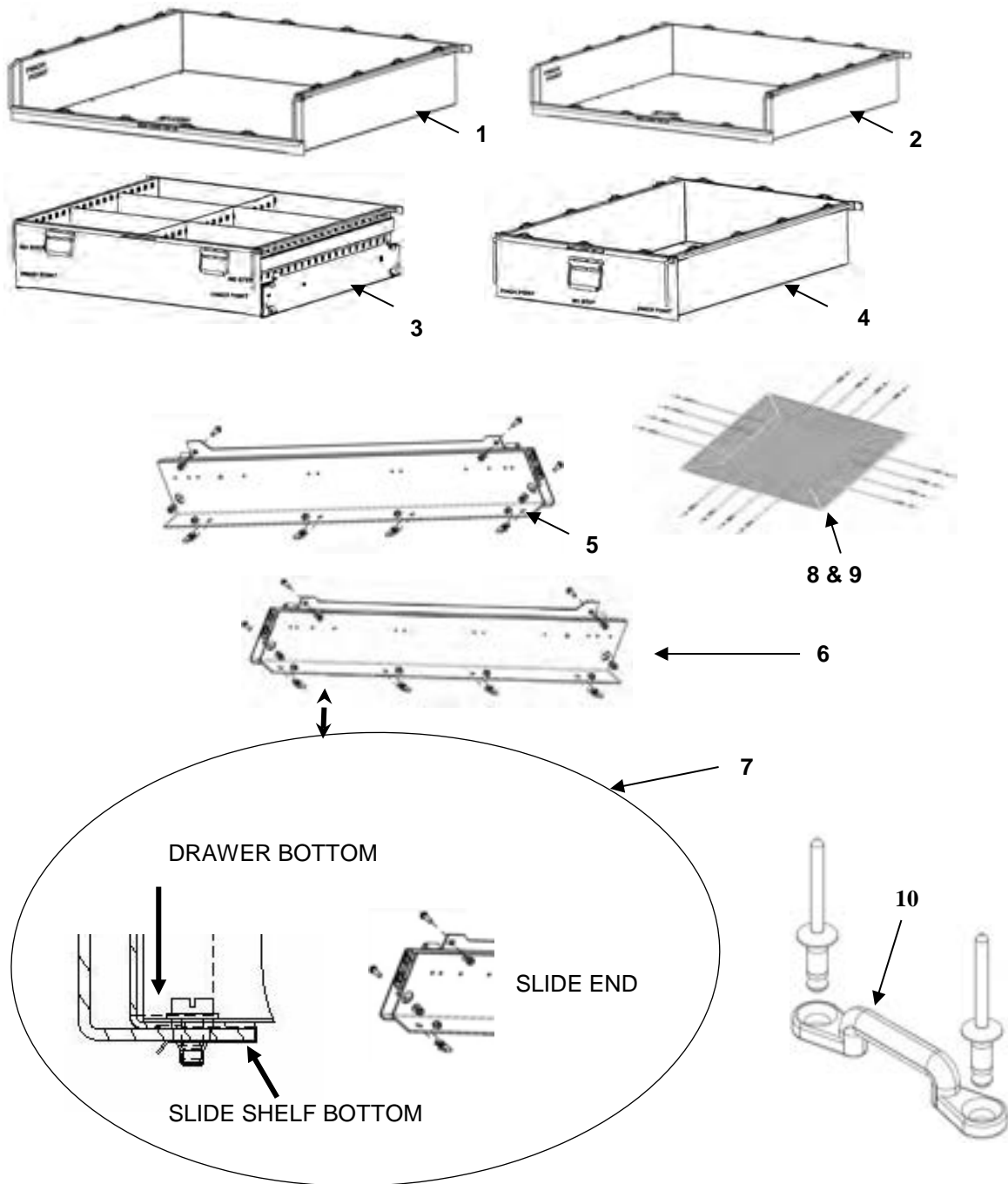


FIGURE 10 DRAWER ASSEMBLIES

(1) ITEM NO.	(3) NSN	(4) CAGEC	(5) PART NUMBER	(6) DESCRIPTION AND USABLE ON CODE (UOC)	(7) QTY
				GROUP 010103 FIGURE 10 DRAWER ASSEMBLY	
1	Not Assigned	1NSG3	16502056-001	.DRAWER ASSY 2" x 48" GREEN UOC: F3A	2
1	Not Assigned	1NSG3	16502056-002	.DRAWER ASSY 2" x 48" TAN UOC: F3B	2
5	Not Assigned	1NSG3	15988585	..DRAWER SLIDE LFT	1
6	Not Assigned	1NSG3	15988586	..DRAWER SLIDE RHT	1
7	Not Assigned	1NSG3	15981820	...MOUNTING HARDWARE KIT	2
2	Not Assigned	1NSG3	16502050-001	.DRAWER ASSY 2" x 30" GREEN UOC: F3A	1
2	Not Assigned	1NSG3	16502050-002	.DRAWER ASSY 2" x 30" TAN UOC: F3B	1
5	Not Assigned	1NSG3	15988585	..DRAWER SLIDE LFT	1
6	Not Assigned	1NSG3	15988586	..DRAWER SLIDE RHT	1
7	Not Assigned	1NSG3	15981820	...MOUNTING HARDWARE KIT	2
3	Not Assigned	1NSG3	15988802-001	.DRAWER ASSY 12" x 48" GREEN UOC: F3A	8
3	Not Assigned	1NSG3	15988802-002	.DRAWER ASSY 12" x 48" TAN UOC: F3B	8
5	Not Assigned	1NSG3	15988585	..DRAWER SLIDE LFT	1
6	Not Assigned	1NSG3	15988586	..DRAWER SLIDE RHT	1
7	Not Assigned	1NSG3	15981820	...MOUNTING HARDWARE KIT	2
4	Not Assigned	1NSG3	16503250-001	.DRAWER ASSY 8" x 30" GREEN UOC: F3A	1
4	Not Assigned	1NSG3	16503250-002	.DRAWER ASSY 8" x 30" TAN UOC: F3B	1
5	Not Assigned	1NSG3	15988585	..DRAWER SLIDE LFT	1
6	Not Assigned	1NSG3	15988586	..DRAWER SLIDE RHT	1
7	Not Assigned	1NSG3	15981820	...MOUNTING HARDWARE KIT	2
8	Not Assigned	1NSG3	15988799	..NET, 2" DRAWER	1
9	Not Assigned	1NSG3	15988800	..NET, 8" DRAWER	1
10	Not Assigned	1NSG3	15940113	.FOOTMAN LOOP KIT	1
END OF FIGURE 10					

BULK STORAGE AIDS (OPTIONAL)

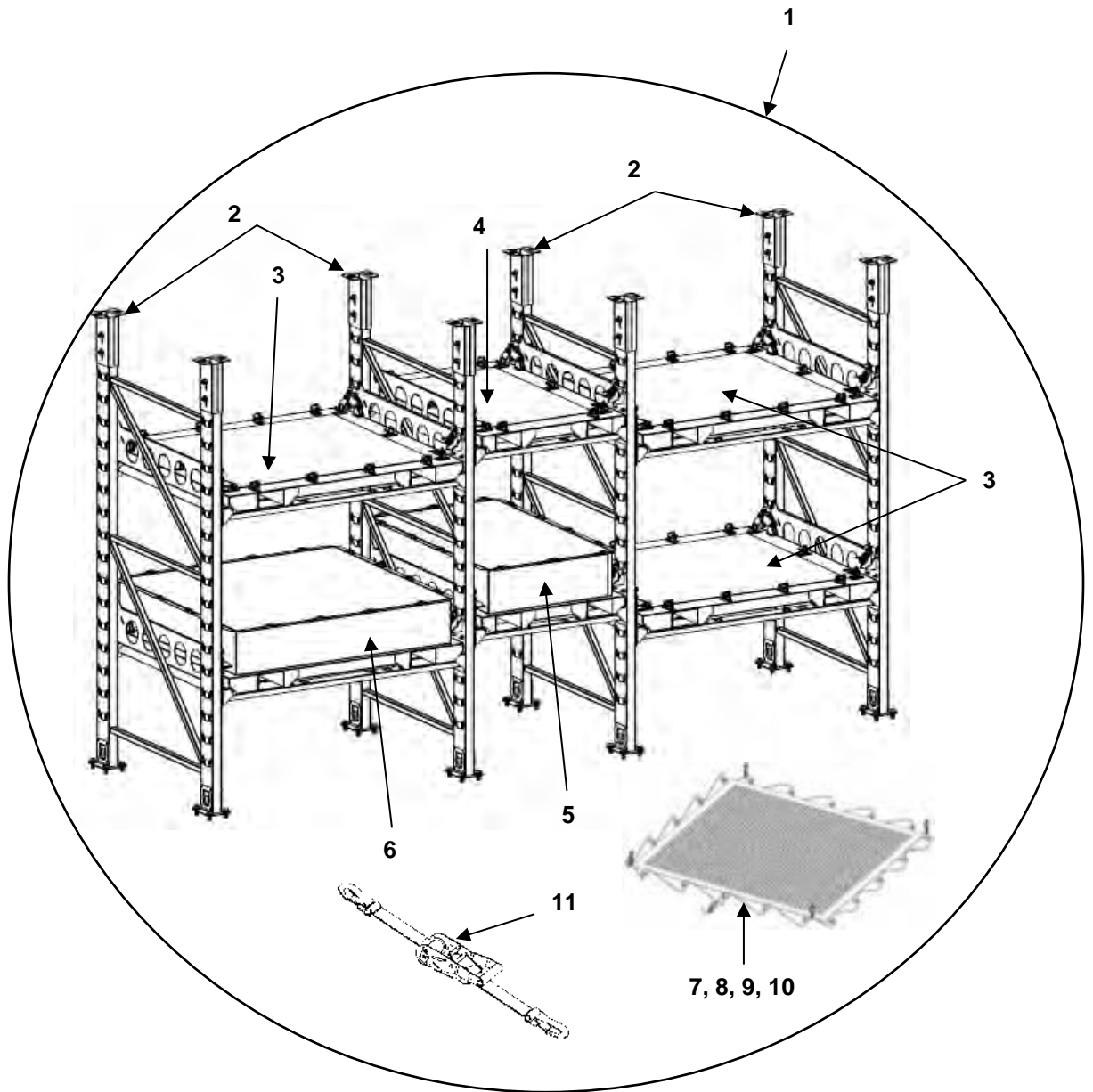


FIGURE 11 BULK STORAGE AIDS

(1) ITEM NO.	(3) NSN	(4) CAGEC	(5) PART NUMBER	(6) DESCRIPTION AND USABLE ON CODE (UOC)	(7) QTY
				GROUP 010104 FIGURE 11 BULK STORAGE AIDS (GREEN)	
1	8145-01-524-0244	1NSG3	15310022- 1POS	.BULK STORAGE AIDS GREEN	1
2	Not Assigned	1NSG3	15988565- 001	..VERTICAL RACKS W/HARDWARE GREEN UOC: F3A	4
3	Not Assigned	1NSG3	16503050- 001	..PALLET, STORAGE 30 “ GREEN UOC: F3A	1
7	Not Assigned	1NSG3	16501604	...NET CARGO 30”	1
11	Not Assigned	1NSG3	15240152	...STRAPS	4
4	Not Assigned	1NSG3	16504850- 001	..BULK STORAGE PALLET 48” GREEN UOC: F3A	3
8	Not Assigned	1NSG3	16501605	...NET CARGO 48”	1
11	Not Assigned	1NSG3	15240152	...STRAPS	4
5	Not Assigned	1NSG3	16504950- 001	..PALLET, HAZMAT 48 “ GREEN UOC: F3A	1
8	Not Assigned	1NSG3	16501605	...NET CARGO 48”	1
6	Not Assigned	1NSG3	16503150- 001	..PALLET, HAZMAT 30 “ GREEN UOC: F3A	1
7	Not Assigned	1NSG3	16501604	...NET CARGO 30”	1
9	Not Assigned	1NSG3	16501611	..NET, BULK CARGO, FLOOR 30”	1
10	Not Assigned	1NSG3	16501610	..NET, BULK CARGO, FLOOR 48”	2

(1) ITEM NO.	(3) NSN	(4) CAGEC	(5) PART NUMBER	(6) DESCRIPTION AND USABLE ON CODE (UOC)	(7) QTY
				GROUP 010104 FIGURE 11 BULK STORAGE AIDS (TAN)	
1	8145-01-524-0244	1NSG3	15310022- 1POS	..BULK STORAGE AIDS TAN	1
2	Not Assigned	1NSG3	15988565- 002	..VERTICAL RACKS W/HARDWARE TAN F3B	4
3	Not Assigned	1NSG3	16503050- 002	..PALLET, STORAGE 30 " TAN UOC: F3B	1
7	Not Assigned	1NSG3	16501604	...NET CARGO 30"	1
11	Not Assigned	1NSG3	15240152	...STRAPS	4
4	Not Assigned	1NSG3	16504850- 002	..BULK STORAGE PALLET 48" TAN UOC: F3B	3
8	Not Assigned	1NSG3	16501605	...NET CARGO 48"	1
11	Not Assigned	1NSG3	15240152	...STRAPS	4
5	Not Assigned	1NSG3	16504950- 002	..PALLET, HAZMAT 48 " TAN UOC: F3B	1
8	Not Assigned	1NSG3	16501605	...NET CARGO 48"	1
6	Not Assigned	1NSG3	16503150- 002	..PALLET, HAZMAT 30 " TAN UOC: F3B	1
7	Not Assigned	1NSG3	16501604	...NET CARGO 30"	1
9	Not Assigned	1NSG3	16501611	..NET, BULK CARGO, FLOOR 30"	1
10	Not Assigned	1NSG3	16501610	..NET, BULK CARGO, FLOOR 48"	2
END OF FIGURE 11					

This page was intentionally left blank

PALLET LEDGE

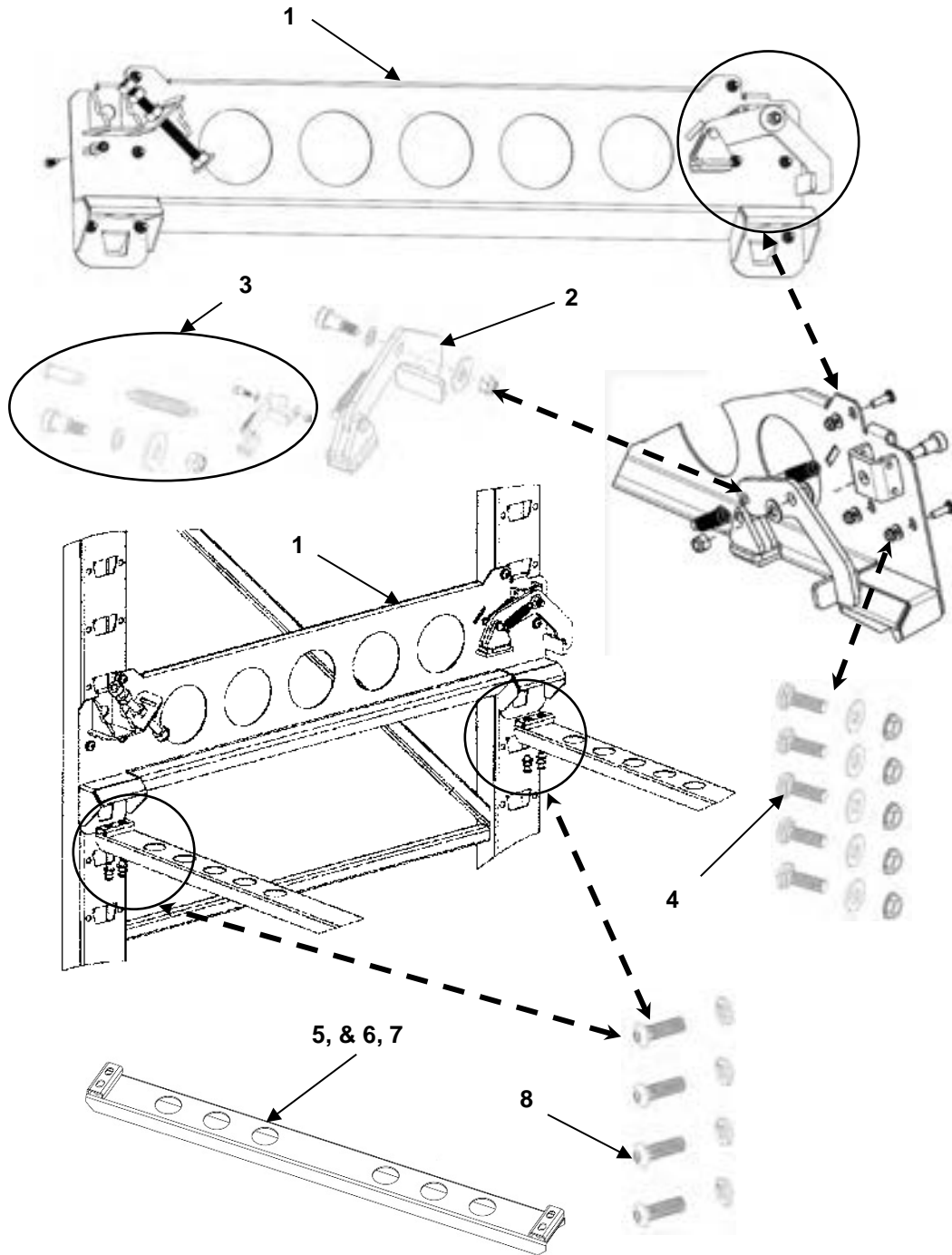


FIGURE 12 PALLET LEDGE

(1) ITEM NO.	(3) NSN	(4) CAGEC	(5) PART NUMBER	(6) DESCRIPTION AND USABLE ON CODE (UOC)	(7) QTY
				GROUP 010104 FIGURE 12 PALLET LEDGE GREEN	
1	Not Assigned	INSG3	15988564-001	.PALLET LEDGE LFT W/HARDWARE GREEN UOC: F3A	12
1	Not Assigned	INSG3	15988563-001	.PALLET LEDGE RHT W/HARDWARE GREEN UOC: F3A	12
2	Not Assigned	INSG3	15988562-001	.. CAM LOCK ASSY W/HARDWARE GREEN UOC: F3A	1
3	Not Assigned	INSG3	15988798	... CAM LOCK HARDWARE KIT	1
4	Not Assigned	INSG3	15981810	... PALLET LEDGE HARDWARE KIT	1
5	Not Assigned	INSG3	15988805-001	..RACK SUPPORT 30", W/HARDWARE UOC: F3A	4
6	Not Assigned	INSG3	15988806-001	.. RACK SUPPORT 48", W/HARDWARE GREEN UOC: F3A	8
7	Not Assigned	INSG3	15988807-001	.. RACK SUPPORT 67", W/HARDWARE GREEN UOC: F3A	4
8	Not Assigned	INSG3	15988808	...RACK SUPPORT HARDWARE KIT	1

(1) ITEM NO.	(3) NSN	(4) CAGEC	(5) PART NUMBER	(6) DESCRIPTION AND USABLE ON CODE (UOC)	(7) QTY
				GROUP 010104 FIGURE 12 PALLET LEDGE TAN	
1	Not Assigned	INSG3	15988564-002	.PALLET LEDGE LFT W/HARDWARE TAN UOC: F3B	12
1	Not Assigned	INSG3	15988563-002	.PALLET LEDGE RHT W/HARDWARE TAN UOC: F3B	12
2	Not Assigned	INSG3	15988562-002	.. CAM LOCK ASSY W/HARDWARE TAN UOC: F3B	1
3	Not Assigned	INSG3	15988798	... CAM LOCK HARDWARE KIT	1
4	Not Assigned	INSG3	15981810	... PALLET LEDGE HARDWARE KIT	1
5	Not Assigned	INSG3	15988805-002	.. RACK SUPPORT 30" W/ HARDWARE TAN UOC: F3B	4
6	Not Assigned	INSG3	15988806-002	.. RACK SUPPORT 48", W/HARDWARE TAN UOC: F3B	8
7	Not Assigned	INSG3	15988807-002	.. RACK SUPPORT 67", W/HARDWARE TAN UOC: F3B	4
8	Not Assigned	INSG3	15988808	...RACK SUPPORT HARDWARE KIT	1
END OF FIGURE 12					

This page was intentionally left blank

PALLETS (OPTIONAL)

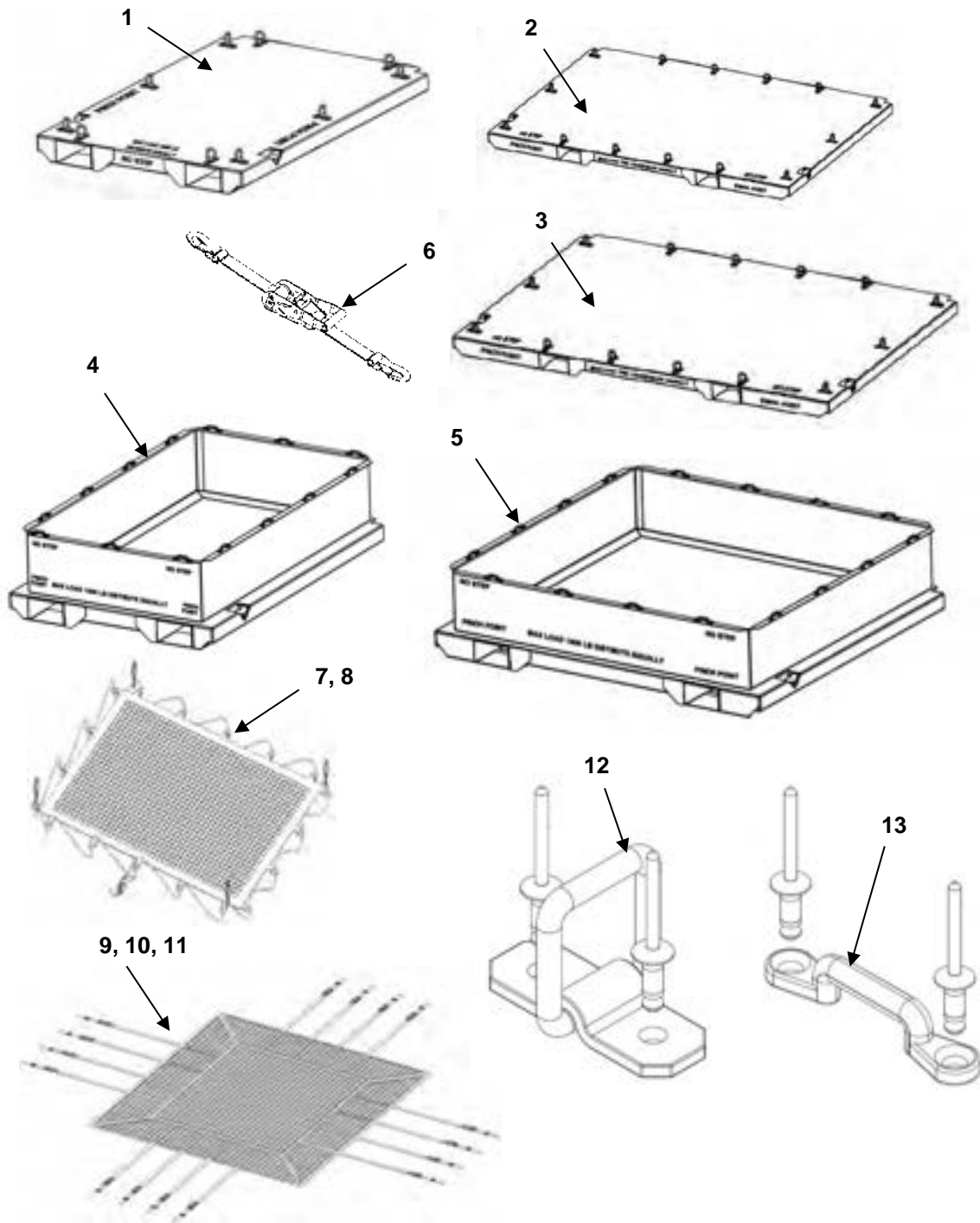


FIGURE 13 PALLETS

(1) ITEM NO.	(3) NSN	(4) CAGEC	(5) PART NUMBER	(6) DESCRIPTION AND USABLE ON CODE (UOC)	(7) QTY
				GROUP 010104 FIGURE 13 PALLETS (OPTIONAL)	
1	Not Assigned	1NSG3	16503050-001	.PALLET, BULK STORAGE 30" GREEN UOC: F3A	1
6	Not Assigned	1NSG3	15240152	..STRAPS	4
2	Not Assigned	1NSG3	16504850-001	.PALLET, BULK STORAGE 48" GREEN UOC: F3A	1
6	Not Assigned	1NSG3	15240152	..STRAPS	4
3	Not Assigned	1NSG3	16506750-001	.PALLET, BULK STORAGE 67" GREEN UOC: F3A	1
4	Not Assigned	1NSG3	16503150-001	.PALLET, HAZMAT 30 " GREEN UOC: F3A	1
7	Not Assigned	1NSG3	16501604	..NET, HAZMAT30"	1
5	Not Assigned	1NSG3	16504950-001	.PALLET, HAZMAT 48 " GREEN UOC:	1
8	Not Assigned	1NSG3	16501605	..NET, HAZMAT 48"	1
9	Not Assigned	1NSG3	16501610	.NET, CARGO FLOOR 48"	1
10	Not Assigned	1NSG3	16501609	.NET, CARGO FLOOR 67"	1
11	Not Assigned	1NSG3	16501611	.NET, CARGO FLOOR 30"	1
1	Not Assigned	1NSG3	16503050-002	.PALLET, BULK STORAGE 30 " TAN UOC: F3B	1
6	Not Assigned	1NSG3	15240152	..STRAPS	4
2	Not Assigned	1NSG3	16504850-002	.PALLET, BULK STORAGE 48 " TAN UOC: F3B	1
6	Not Assigned	1NSG3	15240152	..STRAPS	4
3	Not Assigned	1NSG3	16506750-002	.PALLET, BULK STORAGE 67" TAN UOC: F3B	1
4	Not Assigned	1NSG3	16503150-002	.PALLET, HAZMAT 30 " TAN UOC: F3B	1
7	Not Assigned	1NSG3	16501604	..NET, HAZMAT 30"	1
5	Not Assigned	1NSG3	16504950-002	.PALLET, HAZMAT 48 " TAN UOC: F3B	1
8	Not Assigned	1NSG3	16501605	..NET HAZMAT 48"	1
9	Not Assigned	1NSG3	16501610	.NET, CARGO FLOOR 48"	1
10	Not Assigned	1NSG3	16501609	.NET, CARGO FLOOR 67"	1
11	Not Assigned	1NSG3	16501611	.NET, CARGO FLOOR 30"	1
12	Not Assigned	1NSG3	15940112	.D-RING KIT	1
13	Not Assigned	1NSG3	15940113	.FOOTMAN LOOP KIT	1
END OF FIGURE 13					

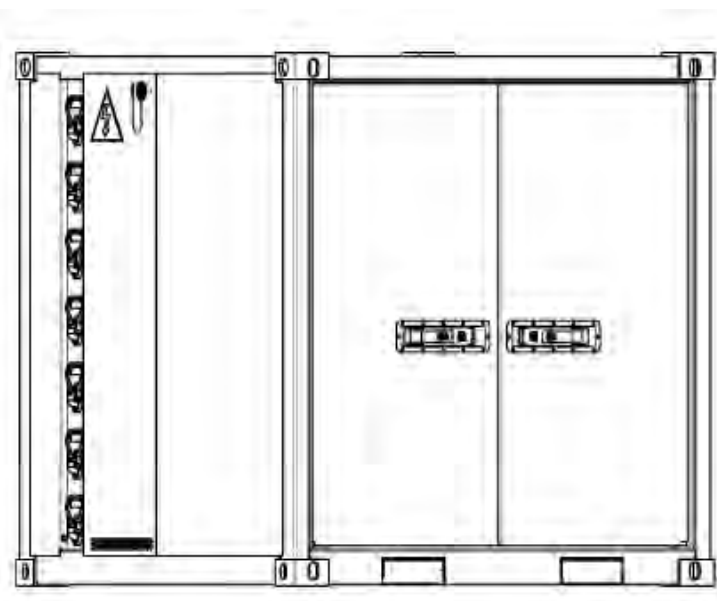
This page was intentionally left blank

PARTS SUPPORTING INFORMATION

**FPU® SYSTEMS OPERATION MANUAL
(INCLUDING REPAIR PARTS & SPECIAL TOOL LIST)
FPU/BOH CARGO CONTAINERS MODELS
FPU-8-2, BOH-CARGO-12-1, BOH-CARGO-6 & FPU-20-1 & FPU-20-2
BOH FPU Field Pack-up Units**

FPU CARGO CONTAINER

FPU 8-2 CONTAINER



FIGURES 14 THROUGH 22

FPU-8-2 CONTAINER INTERIOR FIXED FLOOR LAYOUT

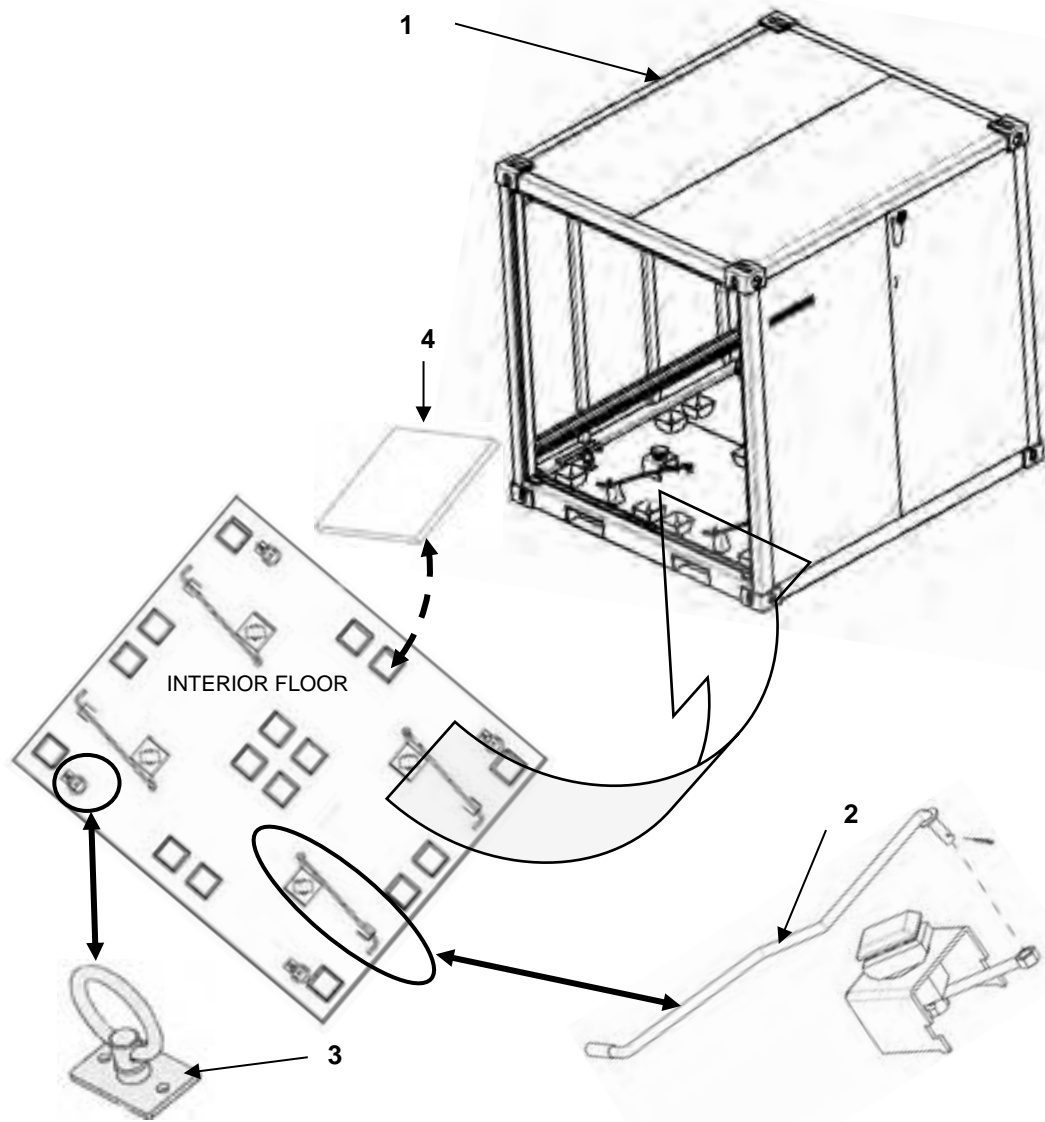


FIGURE 14 FPU-8-2 CONTAINER
INTERIOR FIXED FLOOR LAYOUT
DOORS REMOVED FOR CLARITY

(1) ITEM NO.	(3) NSN	(4) CAGEC	(5) PART NUMBER	(6) DESCRIPTION AND USABLE ON CODE (UOC)	(7) QTY
				GROUP 0102 FIGURE 14 FPU-8-2 CONTAINER (INTERIOR FLOOR)	
1	8150-01-473-1213	1NSG3	15000802G	.FPU-8-2 GREEN UOC: F3C	1
2	Not Assigned	1NSG3	15988605-001	..LOCK HANDLE ASSEMBLY W/HARDWARE GREEN UOC: F3C	4
3	8145-01-513-6262	1NSG3	15989005	..TIE DOWN RING ASSEMBLY	4
4	Not Assigned	1NSG3	16501304	..PAD RECEIVER AND ADHESIVE	16
1	8150-01-518-8749	1NSG3	15000802T	.FPU-8-2 TAN UOC: F3D	1
2	Not Assigned	1NSG3	15988605-002	..LOCK HANDLE ASSEMBLY W/HARDWARE TAN UOC: F3D	4
3	8145-01-513-6262	1NSG3	15989005	..TIE DOWN RING ASSEMBLY	4
4	Not Assigned	1NSG3	16501304	..PAD RECEIVER AND ADHESIVE	16
END OF FIGURE 14					

FPU-8-2 CONTAINER EXTERIOR PARTS

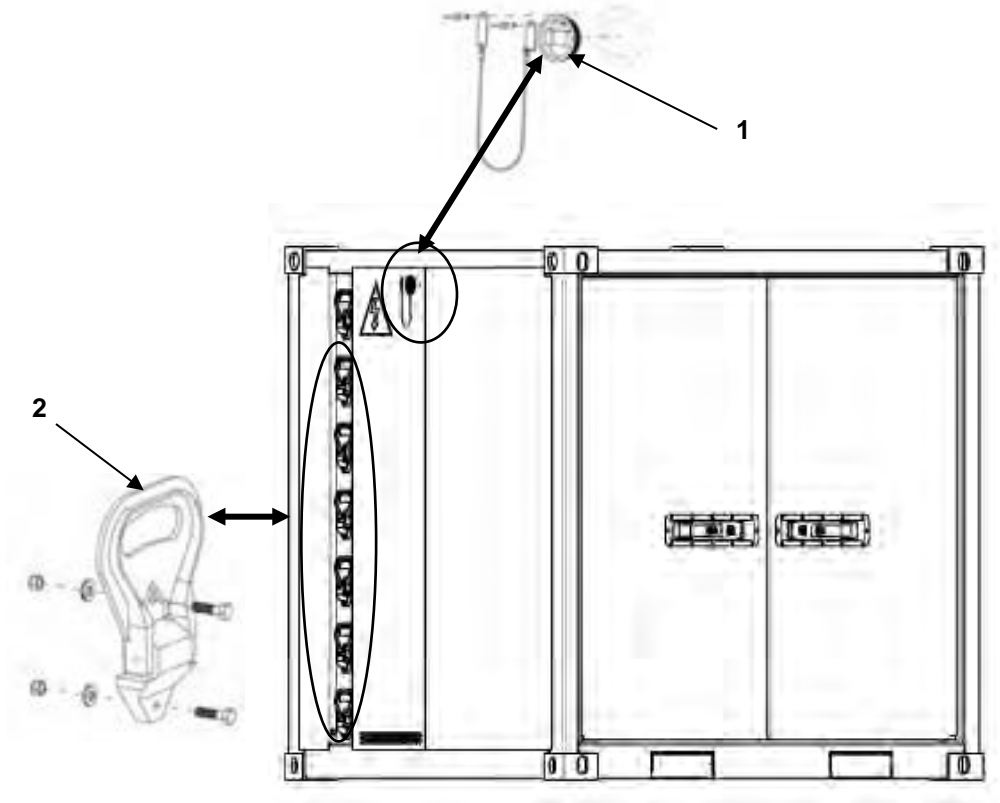


FIGURE 15 FPU-8-2 CONTAINER EXTERIOR PARTS

(1) ITE M NO.	(3) NSN	(4) CAGEC	(5) PART NUMBER	(6) DESCRIPTION AND USABLE ON CODE (UOC)	(7) QTY
				GROUP 010201 FIGURE 15 FPU-8-2 CONTAINER (EXTERIOR PARTS)	
1	Not Assigned	1NSG3	15981860-001	BUNG ACCESS KIT GREEN	1
2	Not Assigned	1NSG3	15988603-001	FOLDING STEP KIT GREEN	6
1	Not Assigned	1NSG3	15981860-002	BUNG ACCESS KIT TAN	1
2	Not Assigned	1NSG3	15988603-002	FOLDING STEP KIT TAN	6
END OF FIGURE 15					

FPU 8-2 DOOR ASSEMBLIES #1 THRU #3
NOTE: APPLICABLE ONLY TO THE FPU 8-2

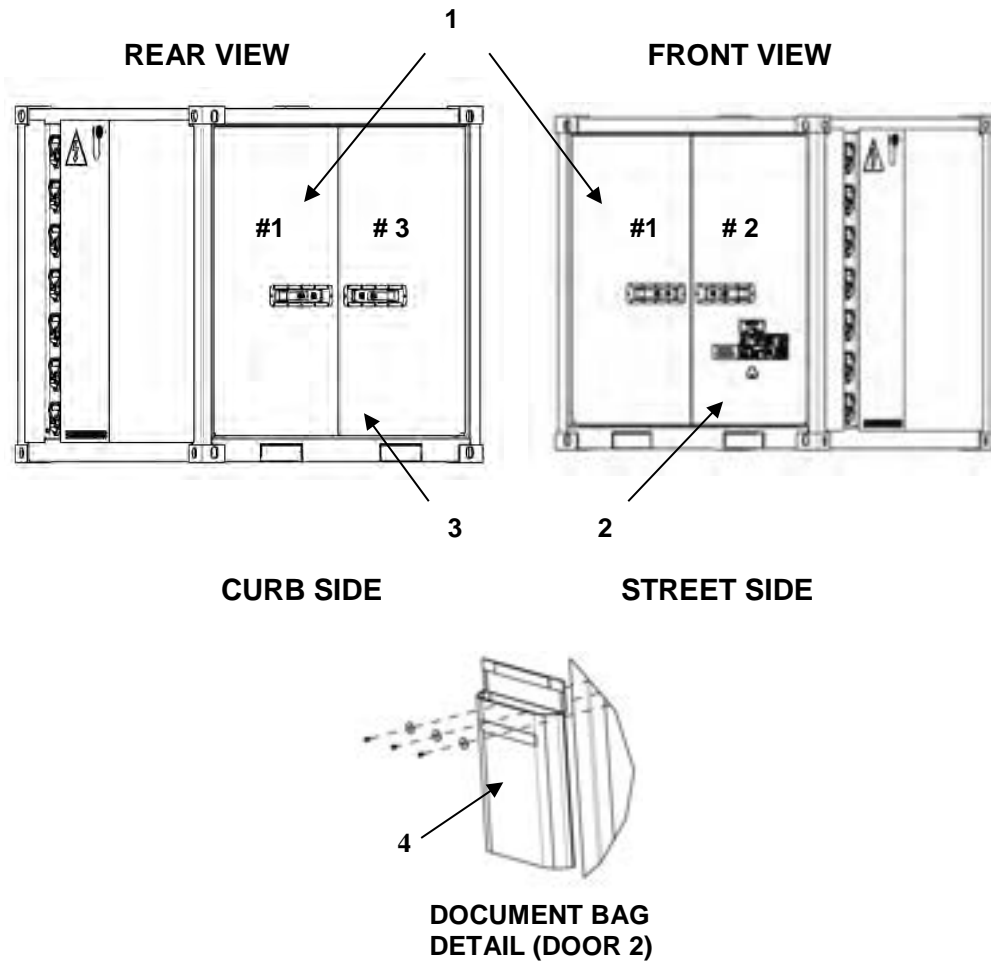


FIGURE 16 FPU 8-2
POCKET DOOR ASSEMBLIES #1 THRU #3

NOTE: DOOR #2 HAS HOLES DRILLED FOR DATA PLATES AND DOCUMENT BAG

(1) ITEM NO.	(3) NSN	(4) CAGEC	(5) PART NUMBER	(6) DESCRIPTION AND USABLE ON CODE (UOC)	(7) QTY
				GROUP 010202 FIGURE 16 FPU 8-2 DOOR ASSEMBLIES #1 THRU #3	
1	Not Assigned	1NSG3	16210720-001	.DOOR ASSEMBLY COMPLETE # 1 GREEN UOC: F3C	2
2	Not Assigned	1NSG3	15981247-001	.DOOR ASSEMBLY COMPLETE # 2 GREEN UOC: F3C	1
3	Not Assigned	1NSG3	16210721-001	.DOOR ASSEMBLY COMPLETE # 3 GREEN UOC: F3C	1
4	Not Assigned	1NSG3	15982246-001	..DOCUMENT BAG KIT W/ HARDWARE GREEN UOC: F3C	1
1	Not Assigned	1NSG3	16210720-002	.DOOR ASSEMBLY COMPLETE # 1 TAN UOC: F3D	2
2	Not Assigned	1NSG3	15981247-002	.DOOR ASSEMBLY COMPLETE # 2 TAN UOC: F3D	1
3	Not Assigned	1NSG3	16210721-002	.DOOR ASSEMBLY COMPLETE # 3 TAN UOC: F3D	1
4	Not Assigned	1NSG3	15982246-002	..DOCUMENT BAG KIT W/ HARDWARE TAN UOC: F3D	1
END OF FIGURE 16					

FPU 8-2 UNIVERSAL BEARING ASSEMBLIES DOOR #1 THRU #3

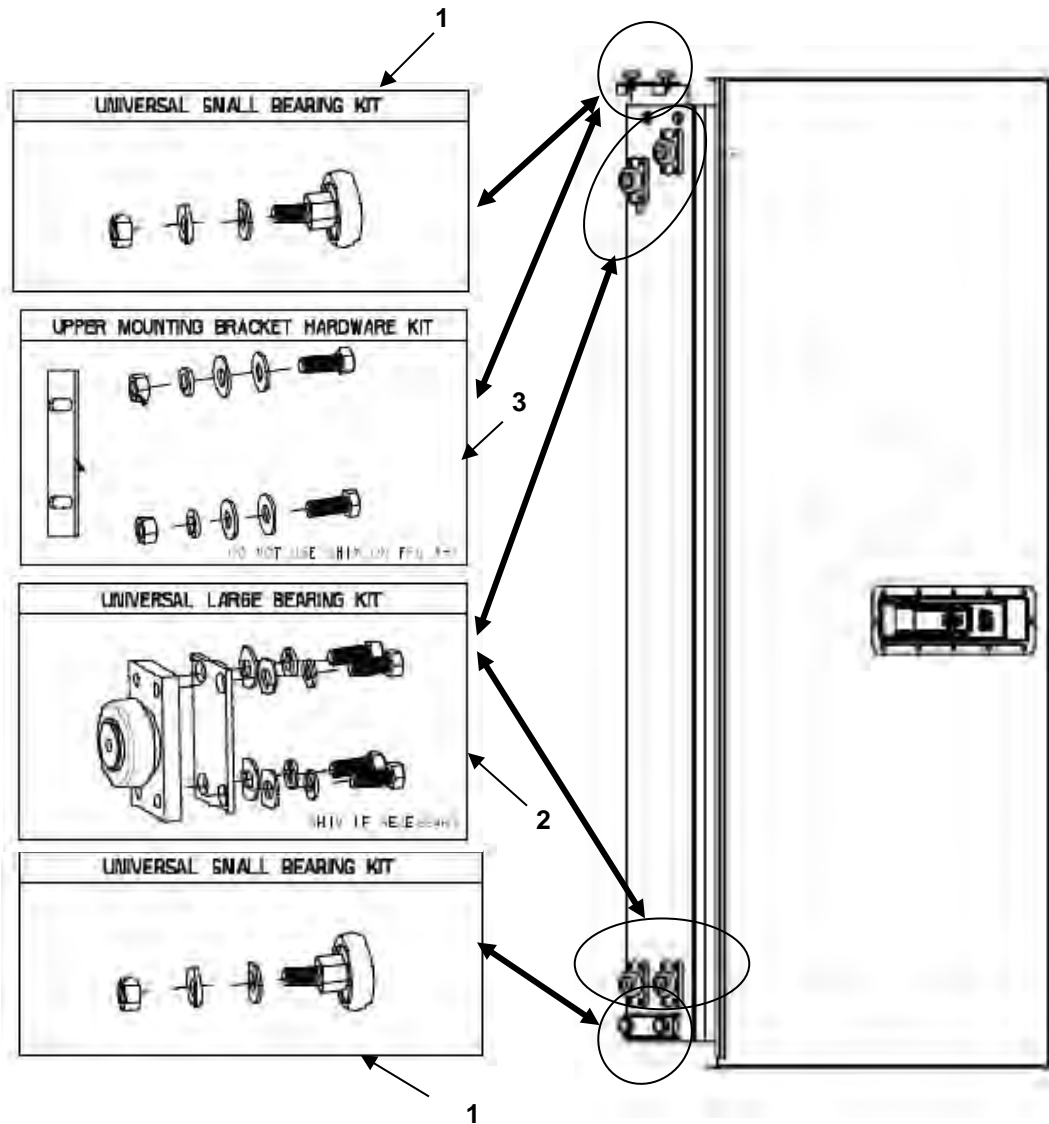


FIGURE 17 FPU 8-2 UNIVERSAL BEARING ASSEMBLIES DOOR #1 THRU #3
NOTE: THE BEARINGS ARE APPLICABLE TO ALL FPU POCKET TYPE DOORS

(1) ITEM NO.	(3) NSN	(4) CAGEC	(5) PART NUMBER	(6) DESCRIPTION AND USABLE ON CODE (UOC)	(7) QTY
				GROUP 010202 FIGURE 17 UNIVERSAL BEARING ASSEMBLIES DOOR #1 THRU #3	
1	Not Assigned	1NSG3	16212731	UNIVERSAL SMALL BEARING KIT	1
2	Not Assigned	1NSG3	16212733	UPPER MOUNTING BRACKET HARDWARE KIT	1
3	Not Assigned	1NSG3	16212730	UNIVERSAL LARGE BEARING KIT	1
END OF FIGURE 17					

FPU 8-2 POCKET DOOR HANDLE ASSEMBLIES

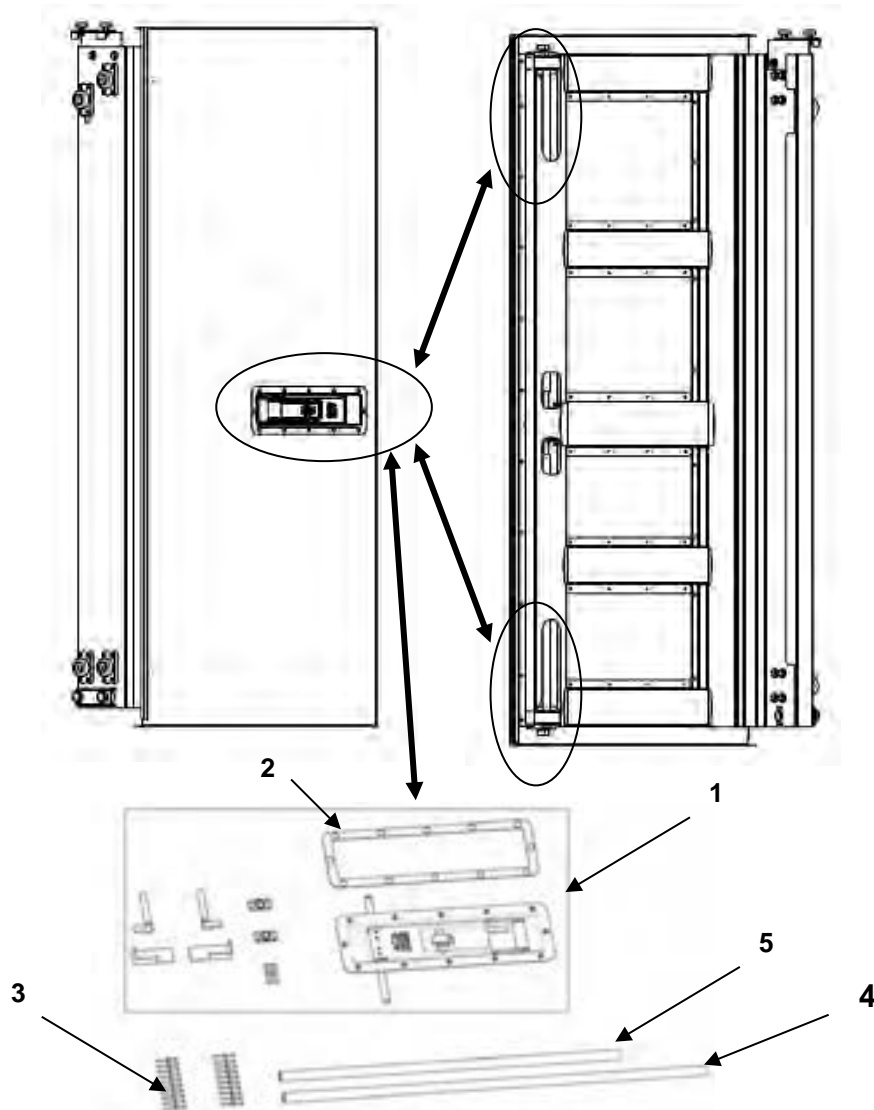


FIGURE 18 FPU 8-2 POCKET DOOR HANDLE ASSEMBLIES

(1) ITEM NO.	(3) NSN	(4) CAGEC	(5) PART NUMBER	(6) DESCRIPTION AND USABLE ON CODE (UOC)	(7) QTY
				GROUP 010202 FIGURE 18 FPU 8-2 UNIVERSAL POCKET DOOR HANDLE ASSEMBLIES	
1	Not Assigned	1NSG3	15981851	.HANDLE KIT W/HARDWARE CAMS and GUIDES	1
2	Not Assigned	1NSG3	15100362	..DOOR HANDLE SEAL	1
3	Not Assigned	1NSG3	15640311	..POP RIVETS 3/16" x 1/4" SB64-CLD	20
4	Not Assigned	1NSG3	15820024	..UPPER CAM PIPE	1
5	Not Assigned	1NSG3	16210160	..LOWER CAM PIPE	1
END OF FIGURE 18					

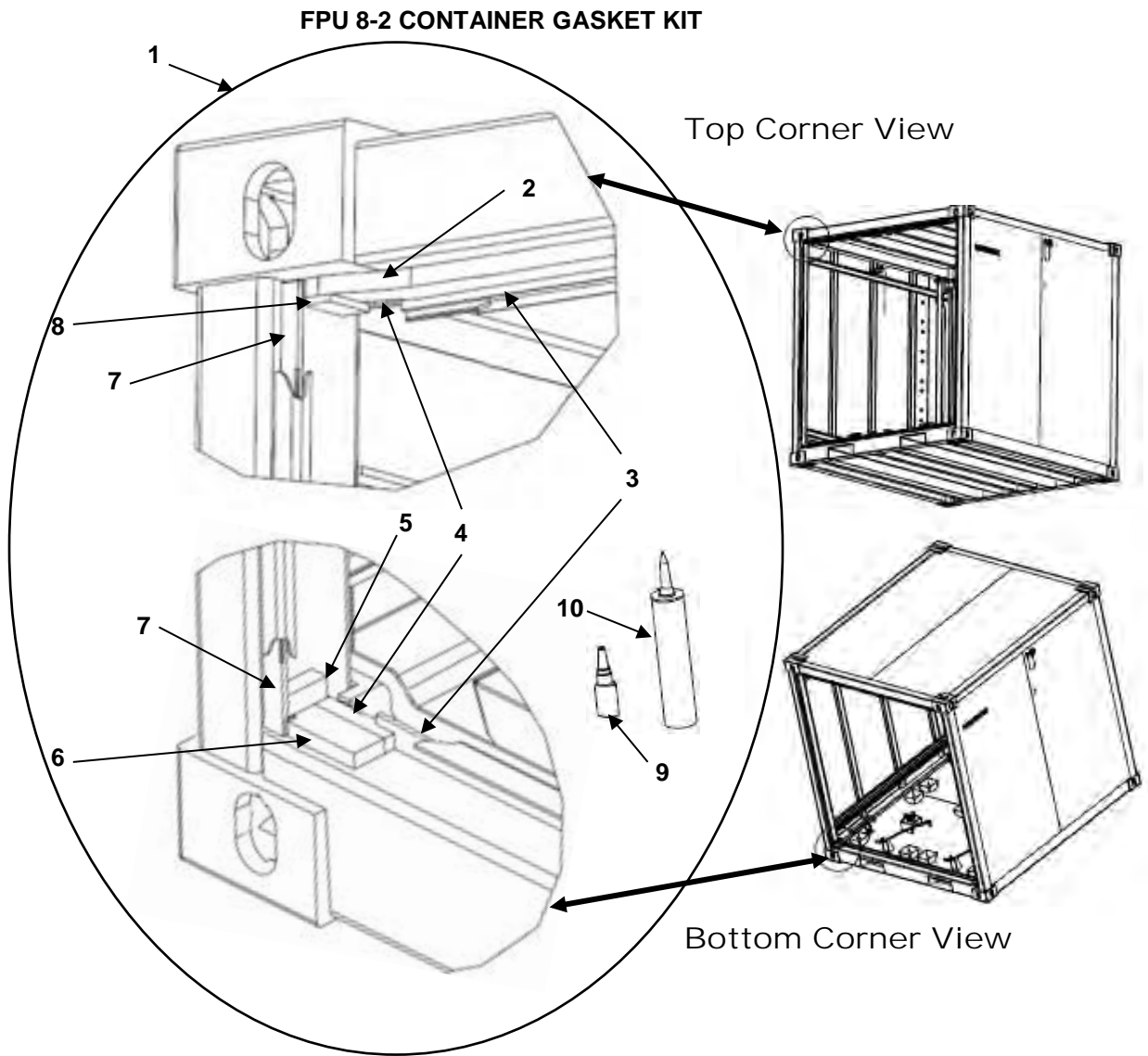


FIGURE 19 CONTAINER GASKET KIT
NOTE: Doors have been removed for clarity

(1) ITEM NO.	(3) NSN	(4) CAGEC	(5) PART NUMBER	(6) DESCRIPTION AND USABLE ON CODE (UOC)	(7) QTY
				GROUP 010202 FIGURE 19 CONTAINER GASKET SEAL KIT	
1	Not Assigned	1NSG3	15981855	.CONTAINER GASKET KIT	2
2	Not Assigned	1NSG3	15820015	..GASKET, DOOR OPENING UPPER	1
3	Not Assigned	1NSG3	15820006	.. GASKET, DOOR OPENING LOWER 1/4 x 1 x 70 1/4"	2
4	Not Assigned	1NSG3	15820008	.. GASKET, DOOR OPENING CORNER 5/8 x 3/4 x 3 1/2"	4
5	Not Assigned	1NSG3	15820009	..GASKET, DOOR OPENING CORNER 3/4 x 1-1/2 x 2"	2
6	Not Assigned	1NSG3	15820007	.. GASKET, DOOR OPENING CORNER 5/8 x 1 1/2 x 3 1/2"	2
7	Not Assigned	1NSG3	15820005	.. Interior GASKET, DOOR OPENING VERTICAL 1/4 x 1 x 81"	2
8	Not Assigned	1NSG3	15820012	.. GASKET, DOOR OPENING UPPER CORNER 1/4 x 1 x 2"	2
9	Not Assigned	1NSG3	15100122	..GLUE TURBO FUSE	1
10	Not Assigned	1NSG3	48500121	.. SEALANT SIKA-FLEX #221	1
END OF FIGURE 19					

FPU 8-2 POCKET DOOR #1 EDGE SEALS

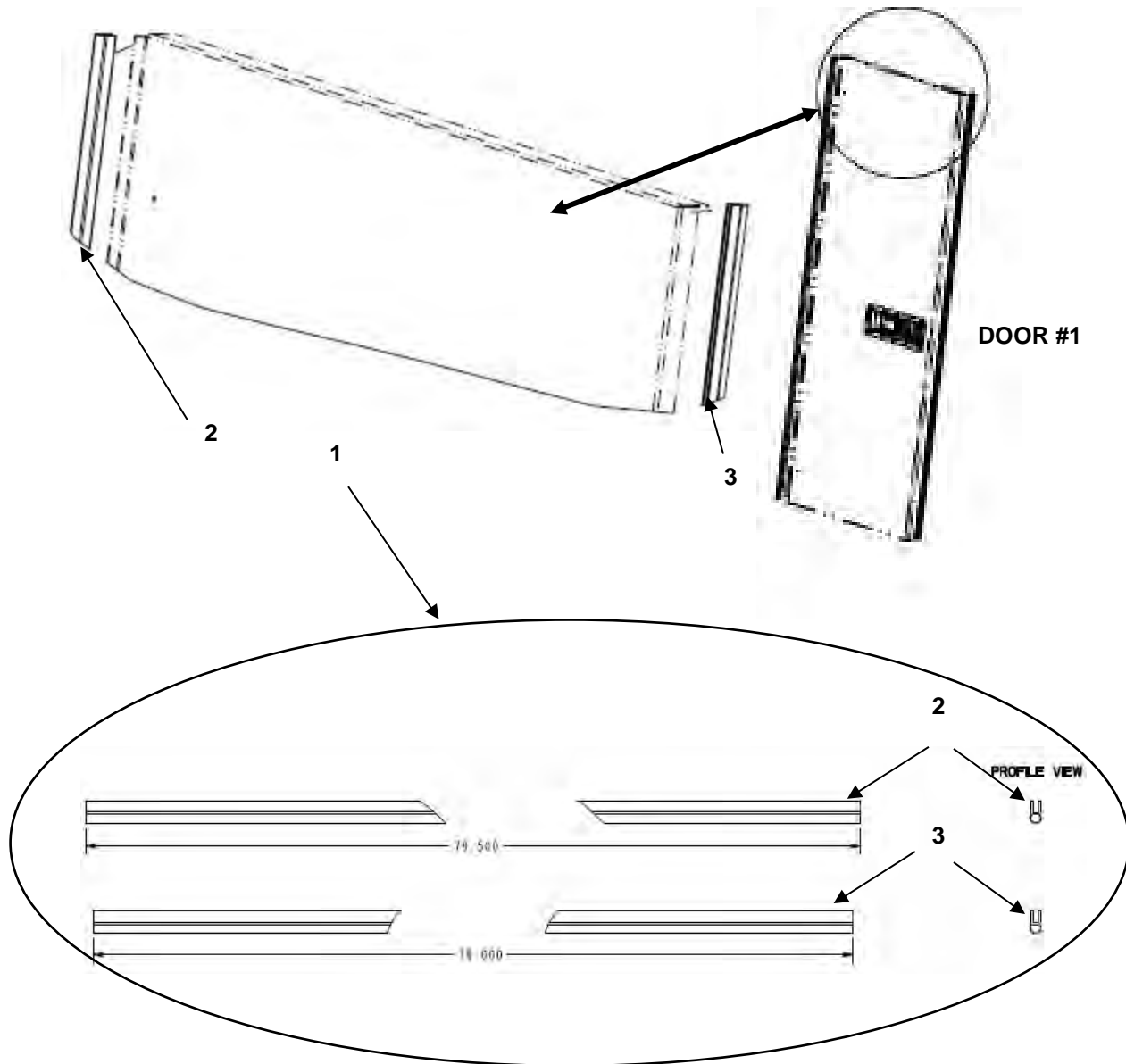


FIGURE 20 FPU 8-2 POCKET DOOR #1 EDGE SEALS

(1) ITEM NO.	(3) NSN	(4) CAGEC	(5) PART NUMBER	(6) DESCRIPTION AND USABLE ON CODE (UOC)	(7) QTY
				GROUP 010202 FIGURE 20 POCKET DOOR #1 EDGE SEALS	
1	Not Assigned	1NSG3	15981852	.GASKET KIT #1 UOC: F3C F3D	1
2	Not Assigned	1NSG3	15820002	..SEAL LATCH SIDE 79.5" UOC: F3C F3D	1
3	Not Assigned	1NSG3	15820004	..SEAL HINGE SIDE 79" UOC: F3C F3D	1
END OF FIGURE 20					

FPU 8-2 POCKET DOOR #2 & #3 EDGE SEALS

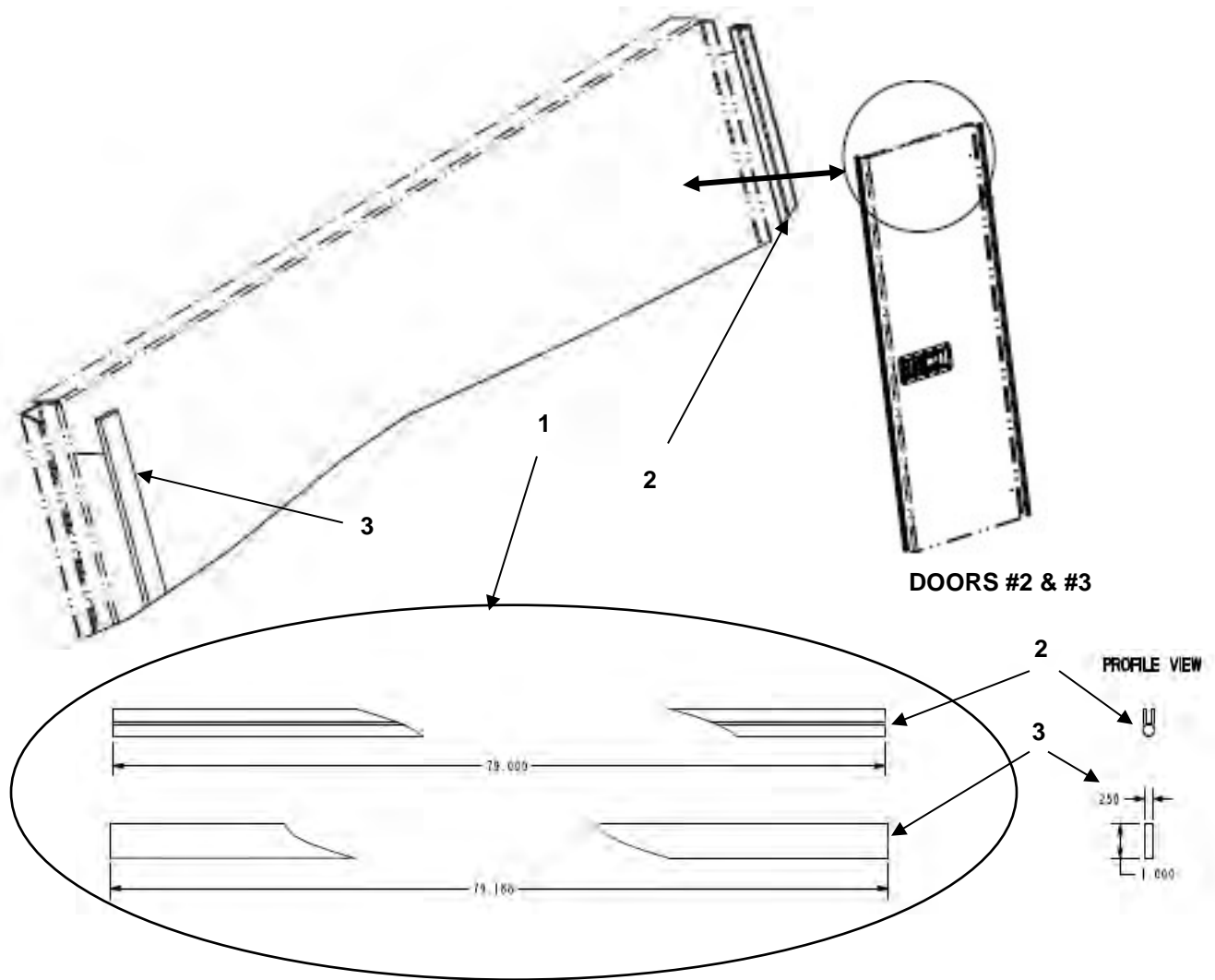


FIGURE 21 FPU 8-2 POCKET DOOR #2 & #3 EDGE SEALS

(1) ITEM NO.	(3) NSN	(4) CAGEC	(5) PART NUMBER	(6) DESCRIPTION AND USABLE ON CODE (UOC)	(7) QTY
				GROUP 010202 FIGURE 21 POCKET DOOR # 2 & # 3 EDGE SEALS	
1	Not Assigned	1NSG3	15981854	.GASKET KIT #2 & #3 UOC: F3C F3D	1
2	Not Assigned	1NSG3	15820004	..SEAL HINGE SIDE 79" UOC: F3C F3D	1
3	Not Assigned	1NSG3	15820019	..SEAL LATCH SIDE 79.188" UOC: F3C F3D	1
END OF FIGURE 21					

FPU 8-2 POCKET DOOR ROLLER STOPS AND DOOR GUIDES

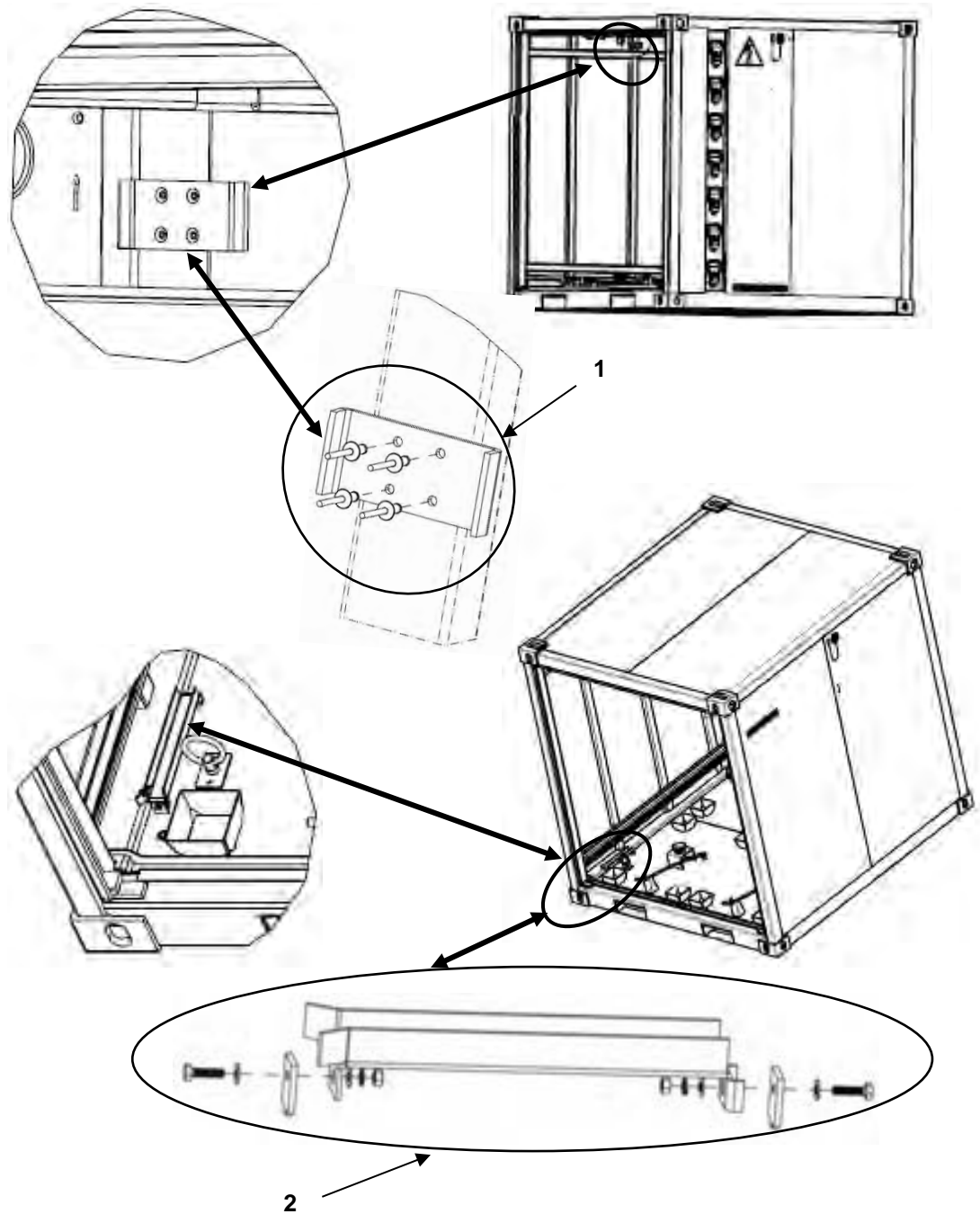


FIGURE 22 FPU 8-2 POCKET DOOR ROLLER STOPS AND DOOR GUIDES

(1) ITEM NO.	(3) NSN	(4) CAGEC	(5) PART NUMBER	(6) DESCRIPTION AND USABLE ON CODE (UOC)	(7) QTY
				GROUP 010202 FIGURE 22 POCKET DOOR ROLLER STOPS AND GUIDES	
1	Not Assigned	1NSG3	15988604-001	.INTERIOR DOOR STOP GREEN UOC: F3C	2
2	Not Assigned	1NSG3	16210021-001	.DOOR ROLLER GUIDE ASSEMBLY W/Hardware GREEN UOC: F3C	4
1	Not Assigned	1NSG3	15988604-002	.INTERIOR DOOR STOP TAN UOC: F3D	2
2	Not Assigned	1NSG3	16210021-002	.DOOR ROLLER GUIDE ASSEMBLY W/Hardware TAN UOC: F3D	4
END OF FIGURE 22					

FPU-8-2 ACCESSORIES

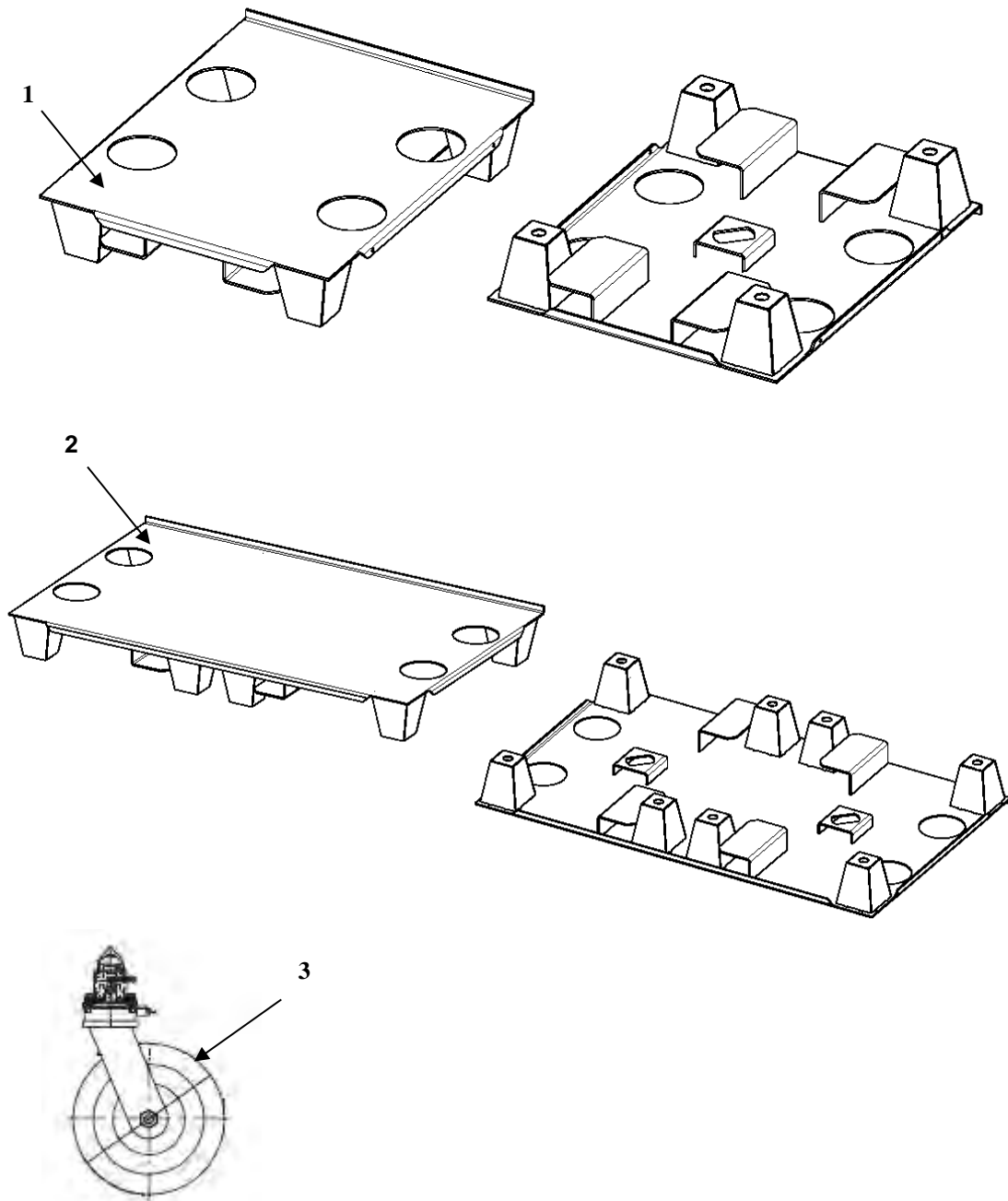


FIGURE 23 FPU-8-2 ACCESSORIES

(1) ITEM NO.	(3) NSN	(4) CAGEC	(5) PART NUMBER	(6) DESCRIPTION AND USABLE ON CODE (UOC)	(7) QTY
				GROUP 010203 FIGURE 23 FPU-8-2 ACCESSORIES	
1	8145-01-473-3026	1NSG3	15530101-001	.SINGLE FLOOR ADAPTER PLATE GREEN UOC: F2C/F2E/F3C	1
2	8145-01-473-3032	1NSG3	15530102-001	.DOUBLE FLOOR ADAPTER PLATE GREEN UOC: F2C/F2E/F3C	1
1	8145-01-473-3026	1NSG3	15530101-002	.SINGLE FLOOR ADAPTER PLATE TAN UOC: F2D/F2F/F3D	1
2	8145-01-473-3032	1NSG3	15530102-002	.DOUBLE FLOOR ADAPTER PLATE TAN UOC: F2D/F2F/F3D	1
3	8145-01-523-4122	1NSG3	15300004	.CASTER KIT FOR FPU-8-2 UOC: F3C/F3D	1
END OF FIGURE 23					

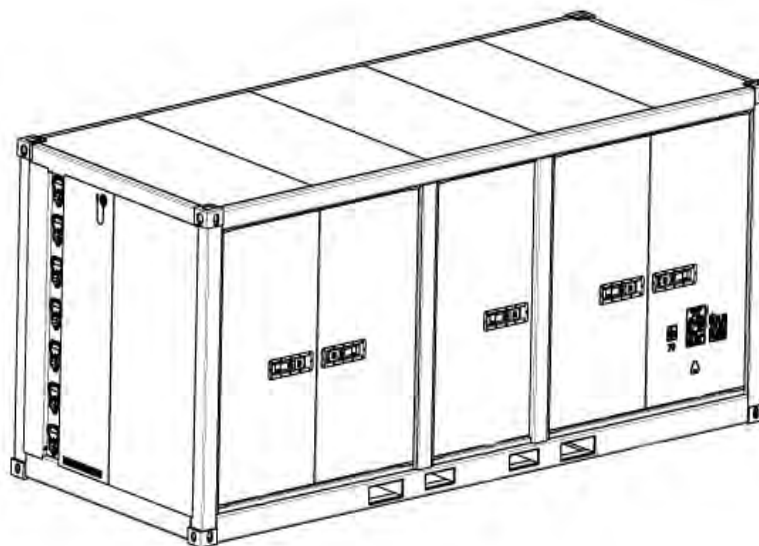
END OF WORK PACKAGE

BOH-PM-06-6
Chapter 6 Rev. 4.05

This page was intentionally left blank

PARTS SUPPORTING INFORMATION
FPU® SYSTEMS OPERATION MANUAL
(INCLUDING REPAIR PARTS & SPECIAL TOOL LIST)
FPU/BOH CARGO CONTAINERS MODELS
FPU-8-2, BOH-CARGO-12-1, BOH-CARGO-6 & FPU-20-1 & FPU-20-2
BOH FPU Field Pack-up Units

FPU-20-1 CONTAINER



FIGURES 24 through 33

FPU-20-1 CONTAINER INTERIOR FIXED FLOOR LAYOUTS

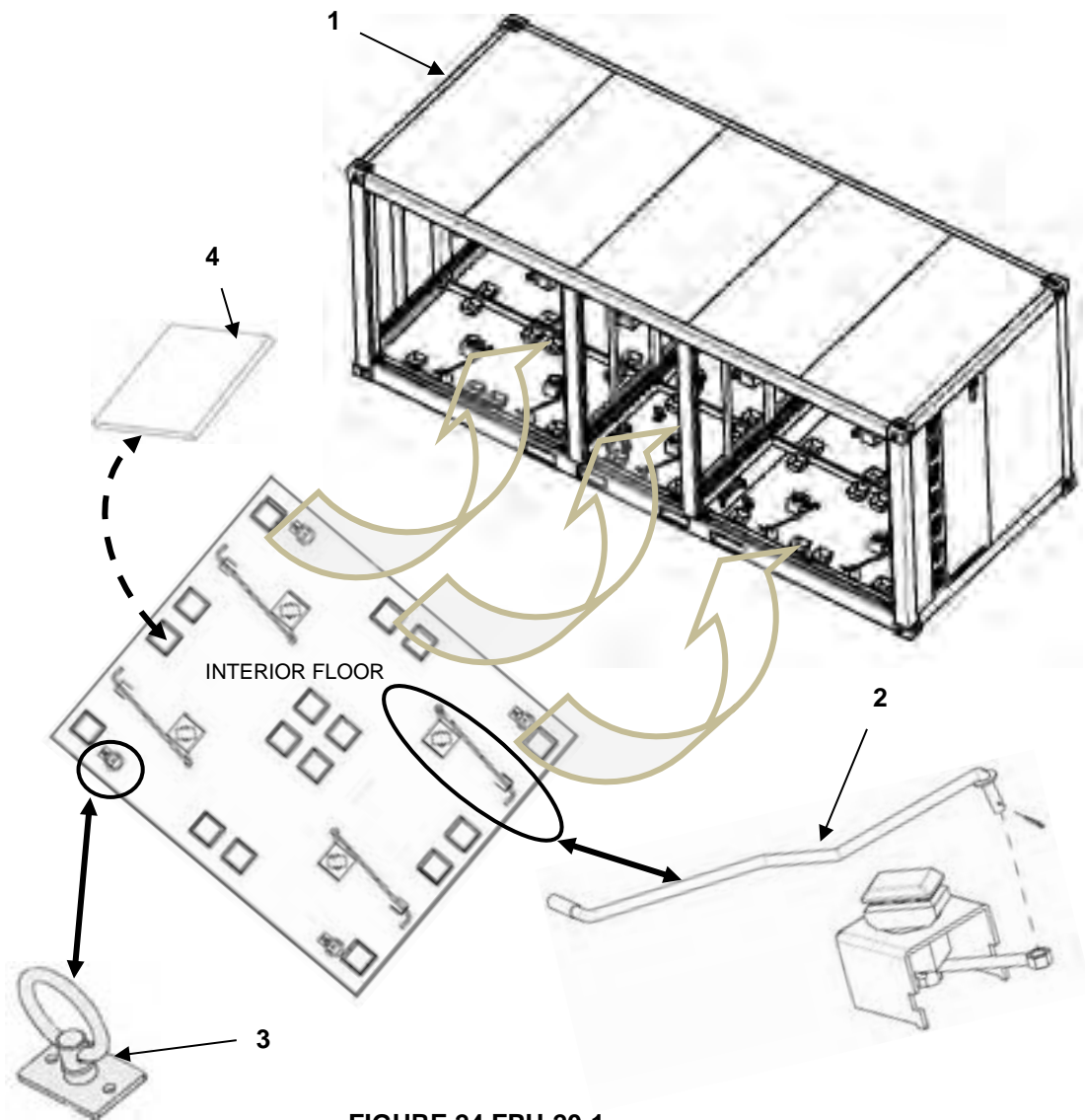


FIGURE 24 FPU-20-1
INTERIOR FIXED FLOOR LAYOUTS

(1) ITEM NO.	(3) NSN	(4) CAGEC	(5) PART NUMBER	(6) DESCRIPTION AND USABLE ON CODE (UOC)	(7) QTY
				GROUP 02 FIGURE 24 FPU-20-1 CONTAINER (INTERIOR FLOORS)	
1	8150-01-473-1207	1NSG3	15002001G	.FPU-20-1 GREEN UOC: F2C	1
2	Not Assigned	1NSG3	15981857- 001	..MODULE LOCK HANDLE ASSEMBLY W/HARDWARE GREEN UOC: F2C	4
3	8145-01-513-6262	1NSG3	15989005	..TIE DOWN RING ASSEMBLY	24
4	Not Assigned	1NSG3	16501304	.. RECEIVER PADS AND ADHESIVE	40
1	8150-01-518-8750	1NSG3	15002001T	.FPU-20-1 TAN UOC: F2D	1
2	Not Assigned	1NSG3	15981857- 002	..MODULE LOCK HANDLE ASSEMBLY W/HARDWARE TAN UOC: F2D	4
3	8145-01-513-6262	1NSG3	15989005	..TIE DOWN RING ASSEMBLY	24
4	Not Assigned	1NSG3	16501304	.. RECEIVER PADS AND ADHESIVE	40
END OF FIGURE 24					

FPU-20-1 CONTAINER EXTERIOR PARTS

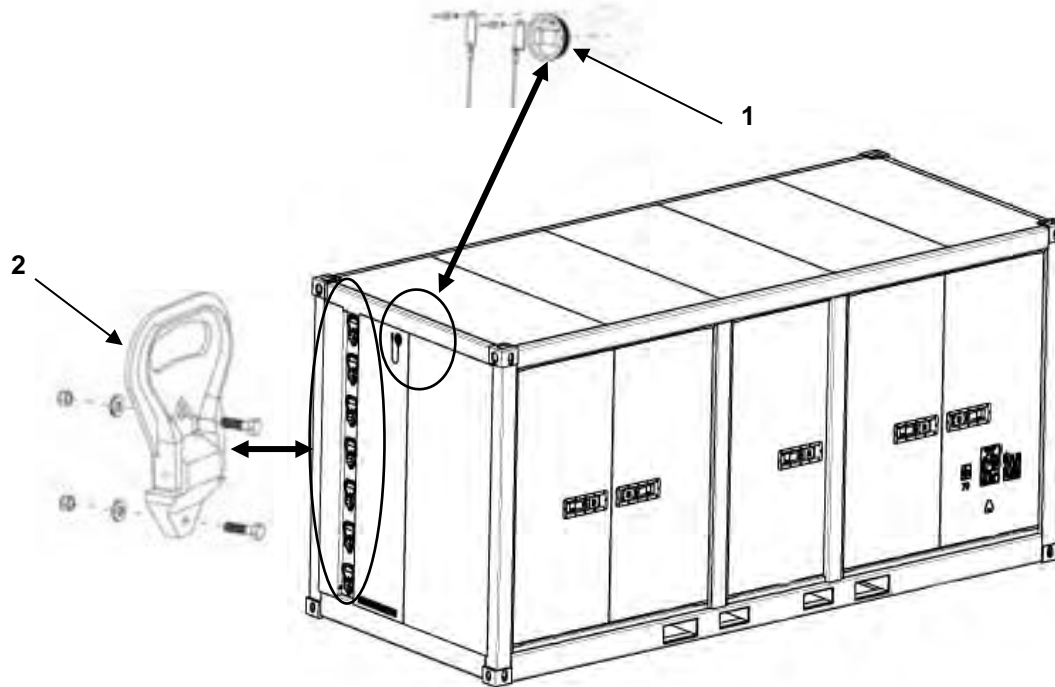


FIGURE 25 FPU-20-1 CONTAINER EXTERIOR PARTS

(1) ITE M NO.	(3) NSN	(4) CAGEC	(5) PART NUMBER	(6) DESCRIPTION AND USABLE ON CODE (UOC)	(7) QTY
				GROUP 0201 FIGURE 25 FPU-20-1 CONTAINER (EXTERIOR PARTS)	
1	Not Assigned	1NSG3	15981860-001	.BUNG ACCESS KIT GREEN UOC: F2C	1
2	Not Assigned	1NSG3	15988603-001	.FOLDING STEP KIT GREEN UOC: F2C	7
1	Not Assigned	1NSG3	15981860-002	.BUNG ACCESS KIT TAN UOC: F2D	1
2	Not Assigned	1NSG3	15988603-002	.FOLDING STEP KIT TAN UOC: F2D	7
END OF FIGURE 25					

FPU-20-1 POCKET DOOR ASSEMBLIES #1 THRU #10

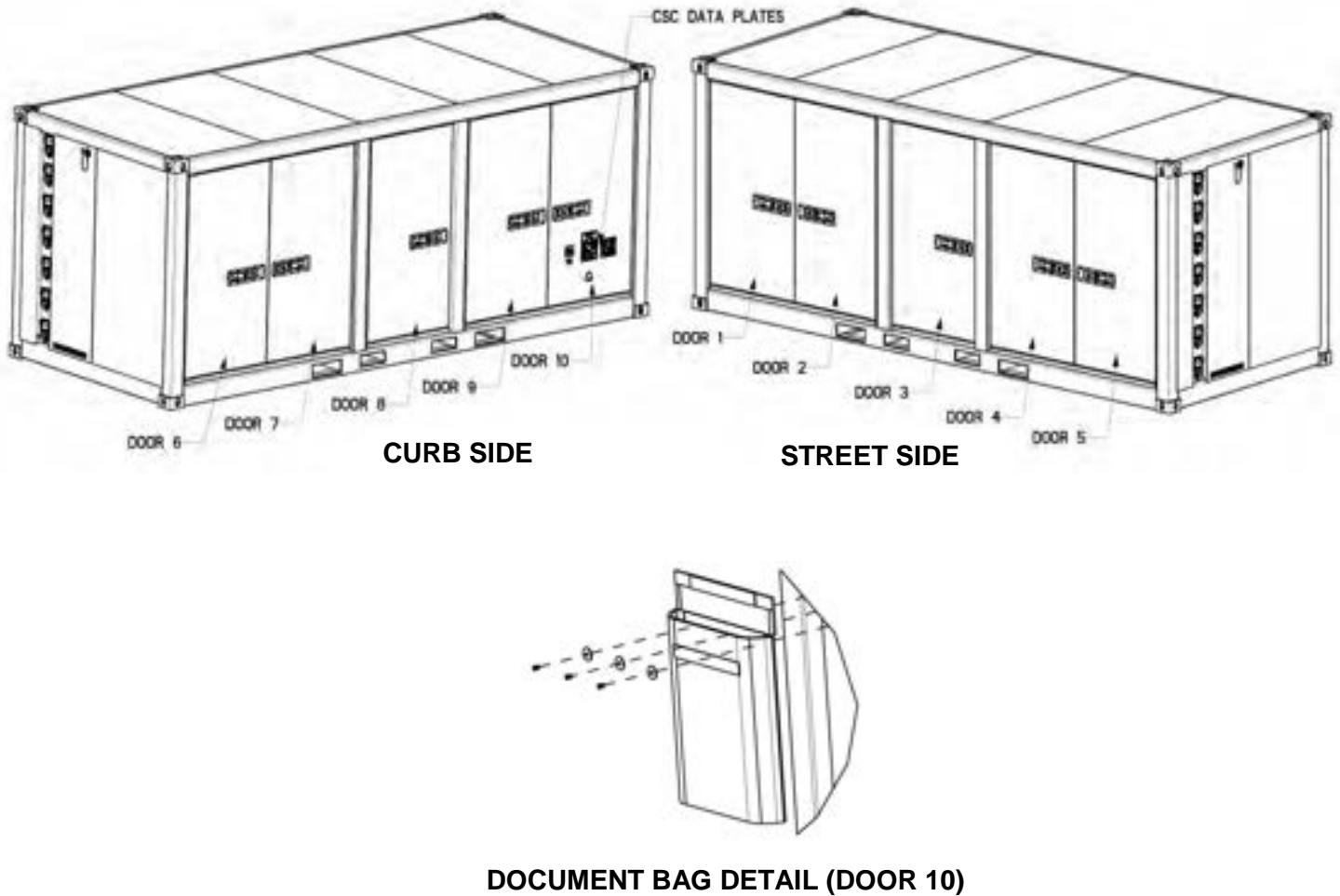


FIGURE 26 FPU-20-1 POCKET DOOR ASSEMBLIES #1 THRU #10
NOTE DOOR #10 HAS HOLES DRILLED FOR DATA PLATES AND DOCUMENT BAG

(1) ITEM NO.	(3) NSN	(4) CAGEC	(5) PART NUMBER	(6) DESCRIPTION AND USABLE ON CODE (UOC)	(7) QTY
				GROUP 0202 FIGURE 26 FPU-20-1 DOOR ASSEMBLIES #1 THRU #10	
1	Not Assigned	1NSG3	1265053-001	.DOOR ASSEMBLY COMPLETE #1,#3,#4,#6,#8 & #9 GREEN UOC: F2C	6
2	Not Assigned	1NSG3	1265052-001	.DOOR ASSEMBLY COMPLETE # 2 #5 & #7 GREEN UOC: F2C	3
3	Not Assigned	1NSG3	1265051-001	.DOOR ASSEMBLY COMPLETE # 10 GREEN UOC: F2C	1
4	Not Assigned	1NSG3	15982246-001	..DOCUMENT BAG KIT W/ HARDWARE GREEN UOC: F2C	1
1	Not Assigned	1NSG3	1265053-002	.DOOR ASSEMBLY COMPLETE #1,#3,#4,#6,#8 & #9 TAN UOC: F2D	6
2	Not Assigned	1NSG3	1265052-002	.DOOR ASSEMBLY COMPLETE # 2 #5 & #7 TAN UOC: F2D	3
3	Not Assigned	1NSG3	1265051-002	.DOOR ASSEMBLY COMPLETE # 10 TAN UOC: F2D	1
4	Not Assigned	1NSG3	15982246-002	..DOCUMENT BAG KIT W/ HARDWARE TAN UOC: F2D	1
END OF FIGURE 26					

UNIVERSAL BEARING ASSEMBLIES DOOR #1 THRU #10

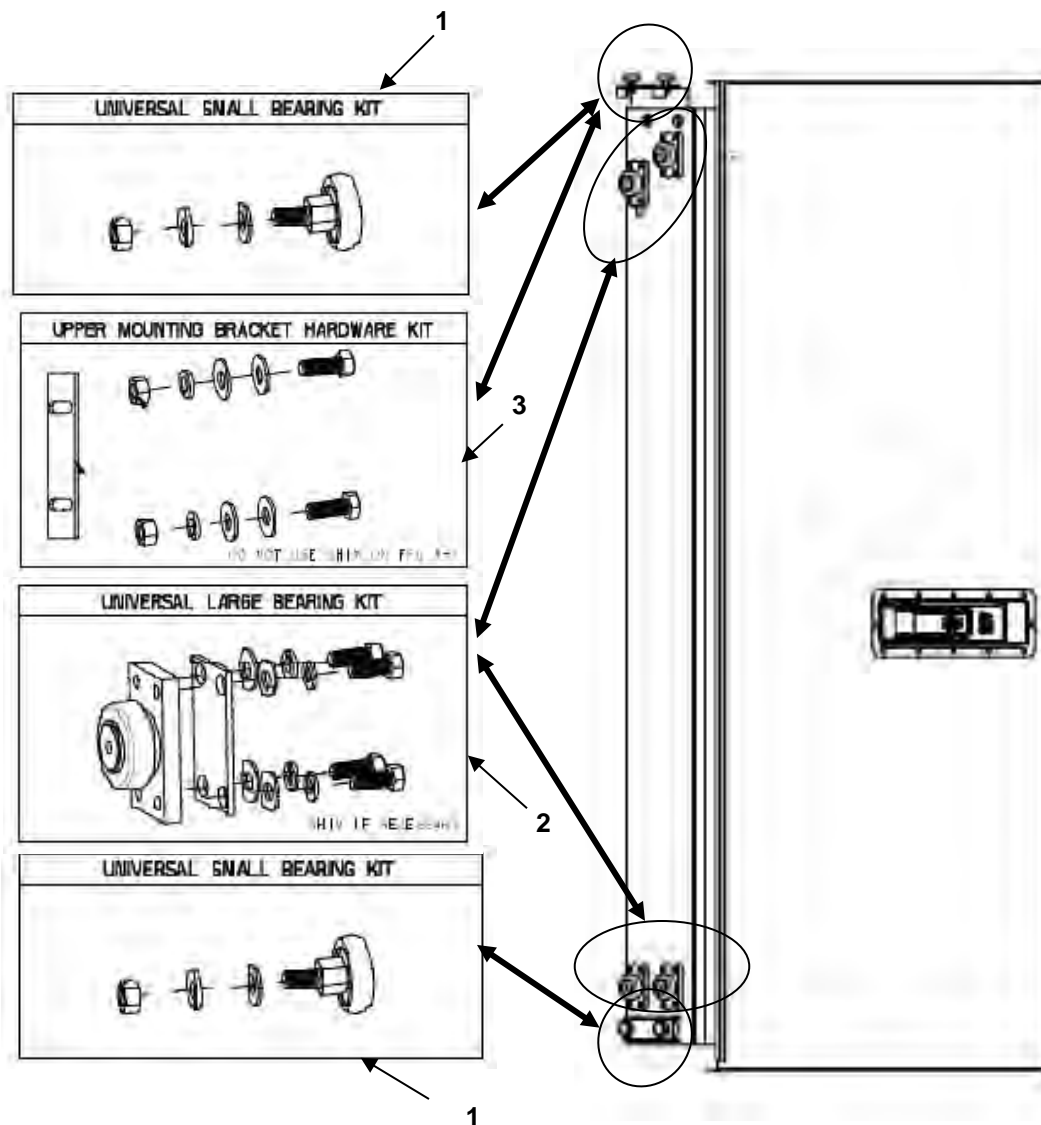


FIGURE 27 UNIVERSAL BEARING ASSEMBLIES DOOR #1 THRU #10

NOTE: THE BEARINGS ARE APPLICABLE TO ALL FPU POCKET TYPE DOORS

(1) ITEM NO.	(3) NSN	(4) CAGEC	(5) PART NUMBER	(6) DESCRIPTION AND USABLE ON CODE (UOC)	(7) QTY
				GROUP 0202 FIGURE 27 UNIVERSAL BEARING ASSEMBLIES DOOR #1 THRU #10	
1	Not Assigned	1NSG3	16212731	.UNIVERSAL SMALL BEARING KIT	4
2	Not Assigned	1NSG3	16212730	.UNIVERSAL LARGE BEARING KIT	4
3	Not Assigned	1NSG3	16212733	..UPPER MOUNTING BRACKET HARDWARE KIT	1
END OF FIGURE 27					

FPU 20-1 POCKET DOOR HANDLE ASSEMBLIES

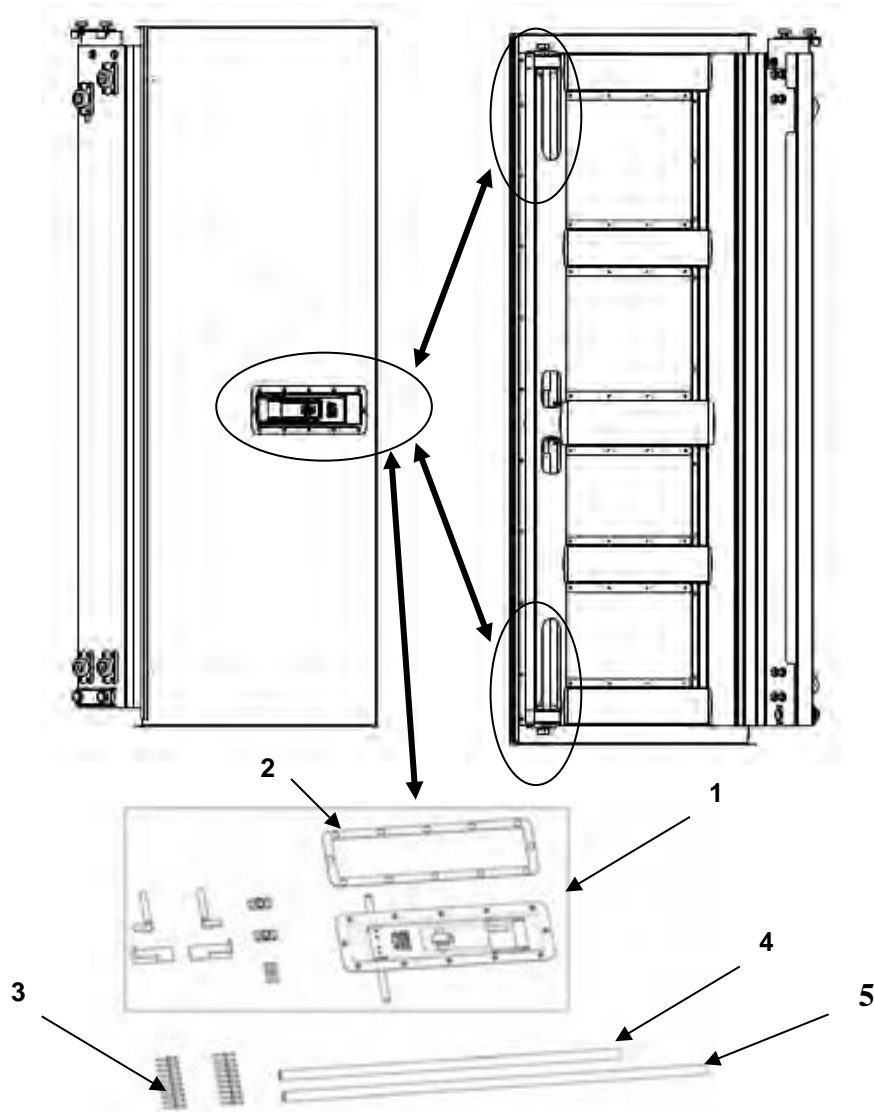
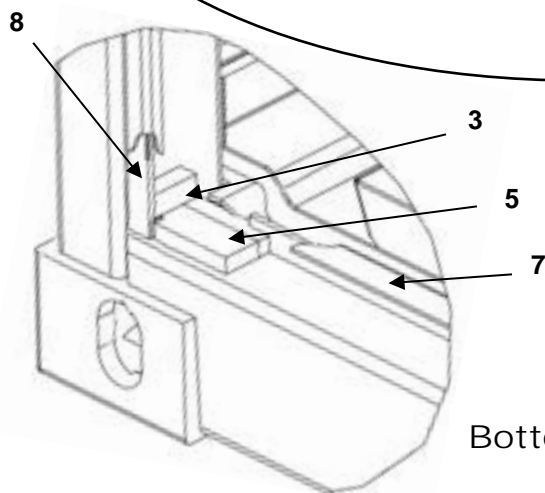
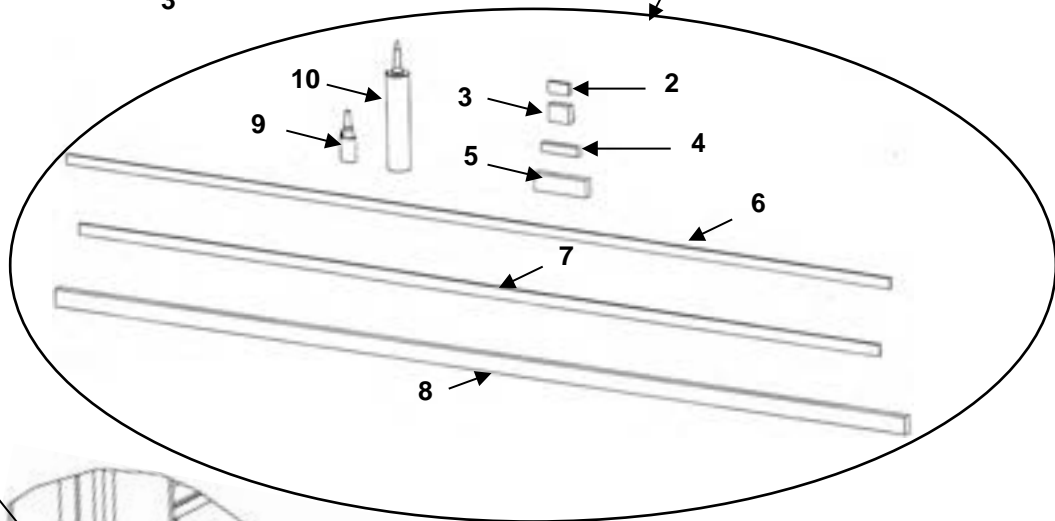
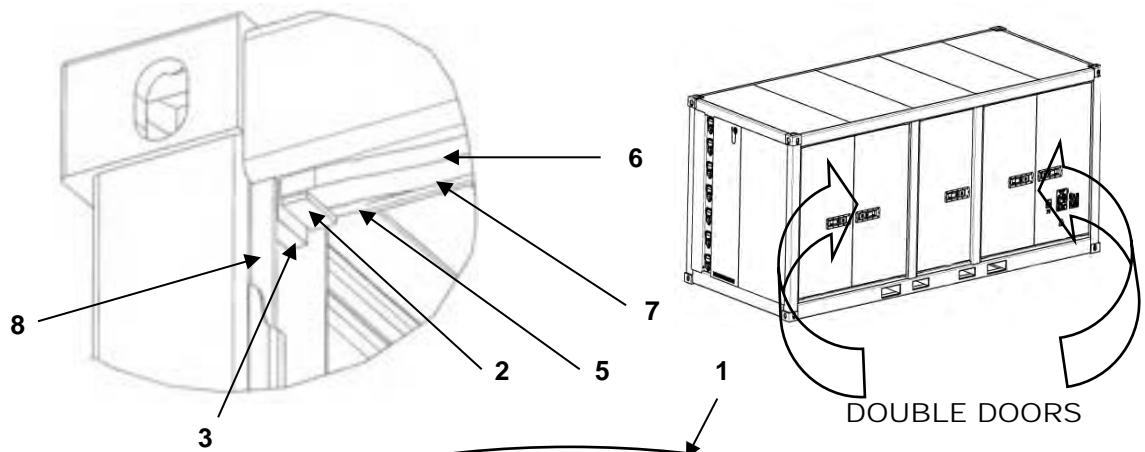


FIGURE 28 FPU 20-1 POCKET DOOR HANDLE ASSEMBLIES

(1) ITEM NO.	(3) NSN	(4) CAGEC	(5) PART NUMBER	(6) DESCRIPTION AND USABLE ON CODE (UOC)	(7) QTY
				GROUP 0202 FIGURE 28 FPU 20-1 POCKET DOOR HANDLE ASSEMBLIES	
1	Not Assigned	1NSG3	15100328	.HANDLE KIT SMALL CAMS COMPLETE UOC: F2C F2D	10
2	Not Assigned	1NSG3	15100362	..DOOR HANDLE SEAL	1
3	Not Assigned	1NSG3	15640311	..POP RIVETS 3/16" x 1/4" SB64-CLD	20
4	Not Assigned	1NSG3	1265081	..UPPER CAM PIPE UOC: F2C F2D	10
5	Not Assigned	1NSG3	16220061	..LOWER CAM PIPE UOC: F2C F2D	10
END OF FIGURE 28					

FPU 20-1 DOUBLE DOOR GASKET KIT

Top Corner View



Bottom Corner View

FIGURE 29 DOUBLE DOOR GASKET KIT
NOTE: Doors have been removed for clarity

(1) ITEM NO.	(3) NSN	(4) CAGEC	(5) PART NUMBER	(6) DESCRIPTION AND USABLE ON CODE (UOC)	(7) QTY
				GROUP 0202 FIGURE 29 FPU 20-1 DOUBLE DOOR OPENING GASKET KIT	
1	Not Assigned	1NSG3	16212740	..CONTAINER DOUBLE DOOR GASKET KIT	AR
2	Not Assigned	1NSG3	15820012	.. GASKET, DOOR OPENING UPPER CORNER 1/4 x 1 x 2"	2
3	Not Assigned	1NSG3	15820009	..GASKET, DOOR OPENING CORNER 3/4 x 1-1/2 x 2"	4
4	Not Assigned	1NSG3	15820008	.. GASKET, DOOR OPENING CORNER 5/8 x 3/4 x 3 1/2"	2
5	Not Assigned	1NSG3	15820013	..GASKET, DOOR OPENING LOWER CORNER 3/4 x 1-1/2 x 5"	2
6	Not Assigned	1NSG3	15820026	..GASKET, DOOR OPENING UPPER DOUBLE DOOR 3/4 x 1-1/2 x 82 13/16"	1
7	Not Assigned	1NSG3	15820036	..GASKET, DOOR OPENING UPPER AND LOWER 1/4 x1 x 78"	2
8	Not Assigned	1NSG3	15820005	..GASKET, DOOR OPENING VERTICAL 1/4 x1 x 80 1/4"	2
9	Not Assigned	1NSG3	15100122	..GLUE TURBO FUSE	1
10	Not Assigned	1NSG3	48500121	.. SEALANT SIKA-FLEX #221	1
END OF FIGURE 29					

FPU 20-1 SINGLE CENTER DOOR GASKET KIT

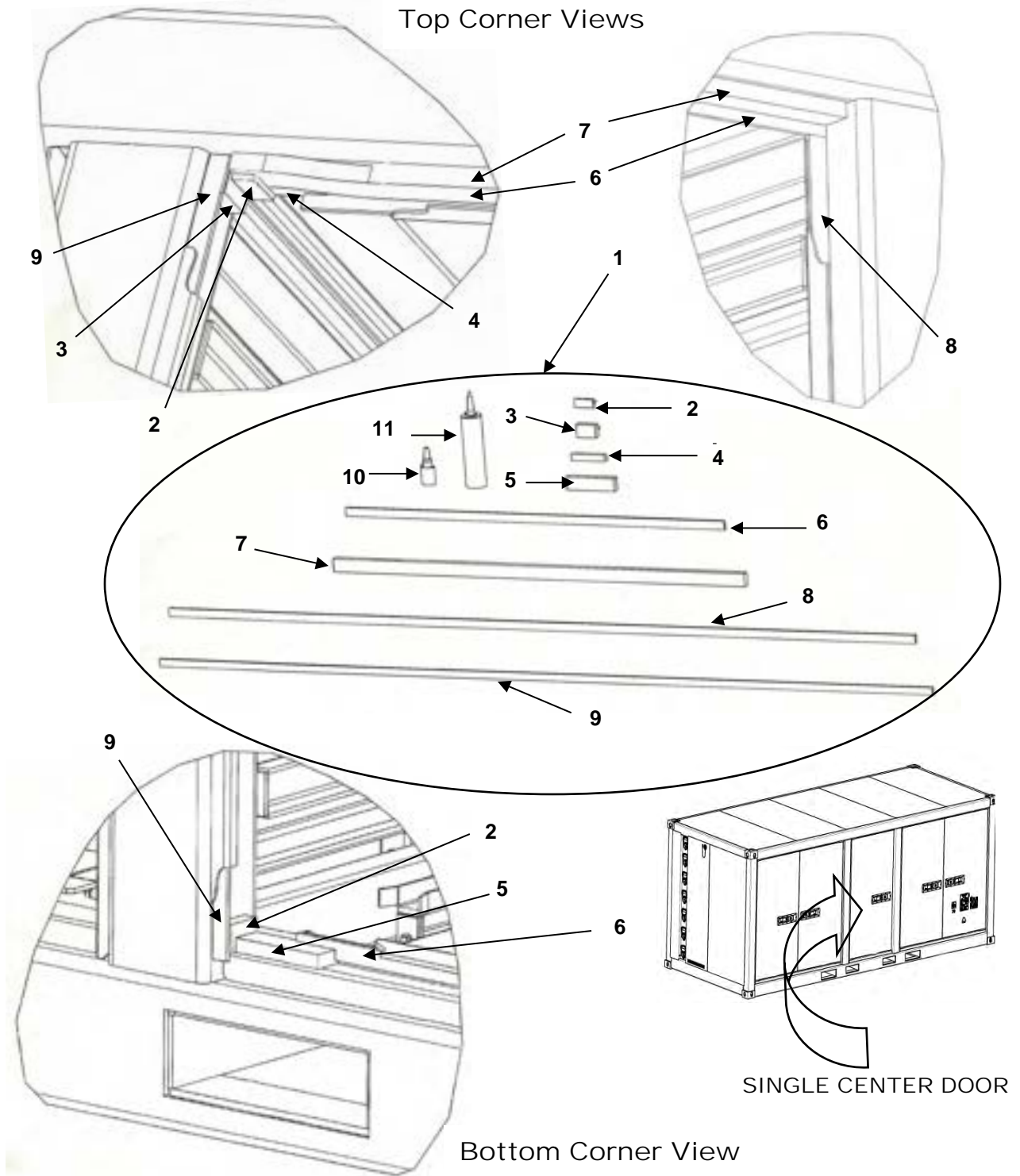


FIGURE 30 SINGLE CENTER DOOR GASKET KIT
NOTE: Doors have been removed for clarity

(1) ITEM NO.	(3) NSN	(4) CAGEC	(5) PART NUMBER	(6) DESCRIPTION AND USABLE ON CODE (UOC)	(7) QTY
				GROUP 0202 FIGURE 30 FPU 20-1 SINGLE CENTER DOOR OPENING GASKET KIT	
1	Not Assigned	1NSG3	16212741	.CONTAINER SINGLE CENTER DOOR GASKET KIT	AR
2	Not Assigned	1NSG3	15820012	.. GASKET, DOOR OPENING UPPER CORNER 1/4 x 1 x 2"	1
3	Not Assigned	1NSG3	15820009	..GASKET, DOOR OPENING CORNER 3/4 x 1-1/2 x 2"	2
4	Not Assigned	1NSG3	15820008	.. GASKET, DOOR OPENING CORNER 5/8 x 3/4 x 3 1/2"	1
5	Not Assigned	1NSG3	15820013	..GASKET, DOOR OPENING LOWER CORNER 3/4 x 1-1/2 x 5"	1
6	Not Assigned	1NSG3	15820017	..GASKET, DOOR OPENING HORIZONTAL SINGLE DOOR 1/4 x 1 x 39 1/2"	2
7	Not Assigned	1NSG3	15820028	..GASKET, DOOR OPENING UPPER 3/4 x 1 1/2 x 42 7/8"	1
8	Not Assigned	1NSG3	15820018	..GASKET, DOOR OPENING VERTICAL 1/4 x 1 x 77 1/2"	1
9	Not Assigned	1NSG3	15820025	..GASKET, DOOR OPENING VERTICAL 1/4 x 1 x 80 1/4"	1
10	Not Assigned	1NSG3	15100122	..GLUE TURBO FUSE	1
11	Not Assigned	1NSG3	48500121	.. SEALANT SIKA-FLEX #221	1
END OF FIGURE 30					

FPU 20-1 POCKET DOORS #1,#3,#4,#6,#8,#9 EDGE SEALS

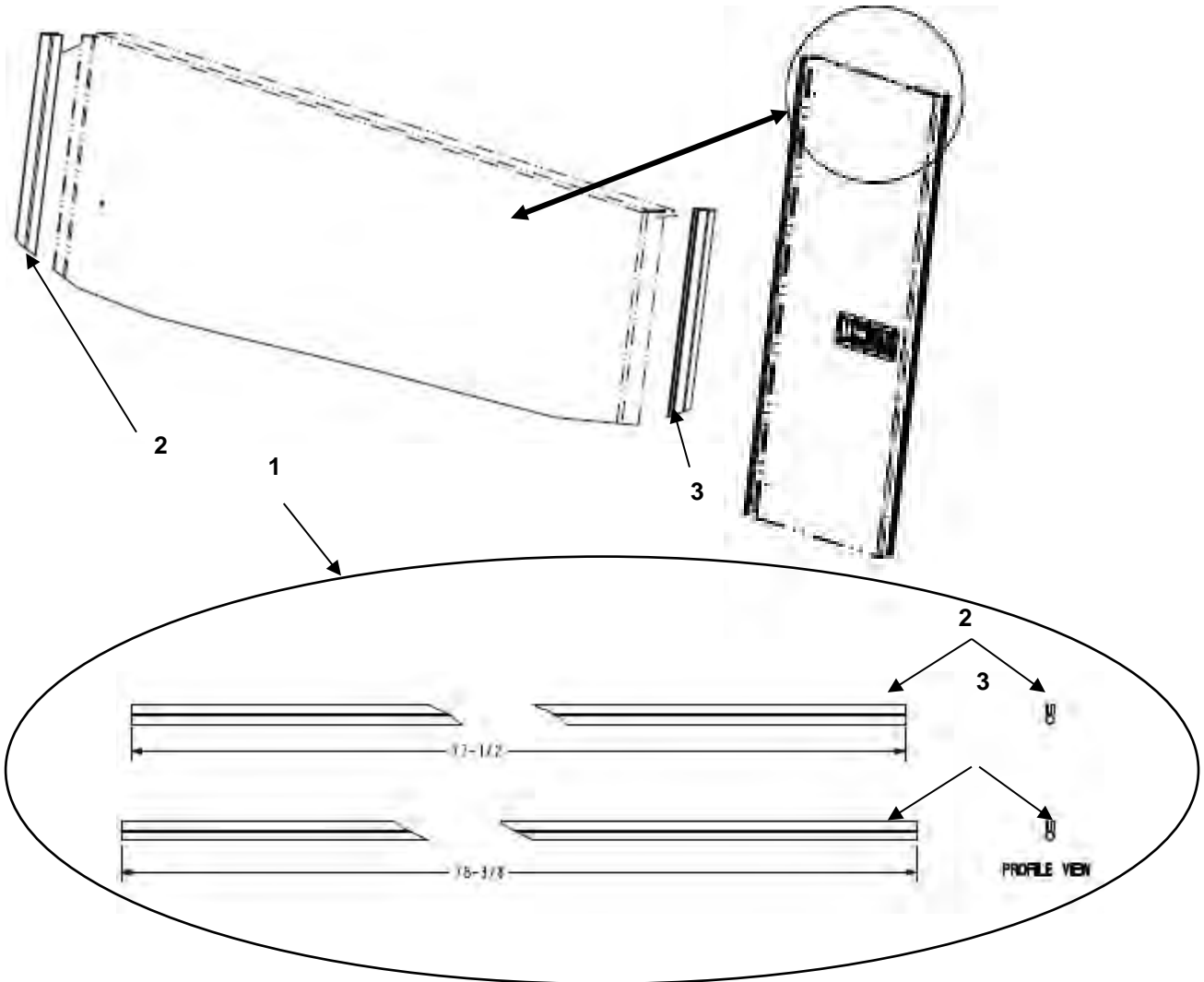


FIGURE 31 FPU 20-1 POCKET DOORS #1,#3,#4,#6,#8,#9 EDGE SEALS

(1) ITEM NO.	(3) NSN	(4) CAGEC	(5) PART NUMBER	(6) DESCRIPTION AND USABLE ON CODE (UOC)	(7) QTY
				GROUP 0202 FIGURE 31 FPU 20-1 POCKET DOOR #1,#3,#4,#6,#8,#9 EDGE SEALS	
1	Not Assigned	1NSG3	16212738	.GASKET KIT UOC: F2C F2D	1
2	Not Assigned	1NSG3	15820010	..SEAL HINGE SIDE 77.5 " UOC: F2C F2D	1
3	Not Assigned	1NSG3	15820011	..SEAL LATCH SIDE 78 3/8" UOC: F2C F2D	1
END OF FIGURE 31					

FPU 20-1 POCKET DOOR #2, #5, #7 & #10 EDGE SEALS

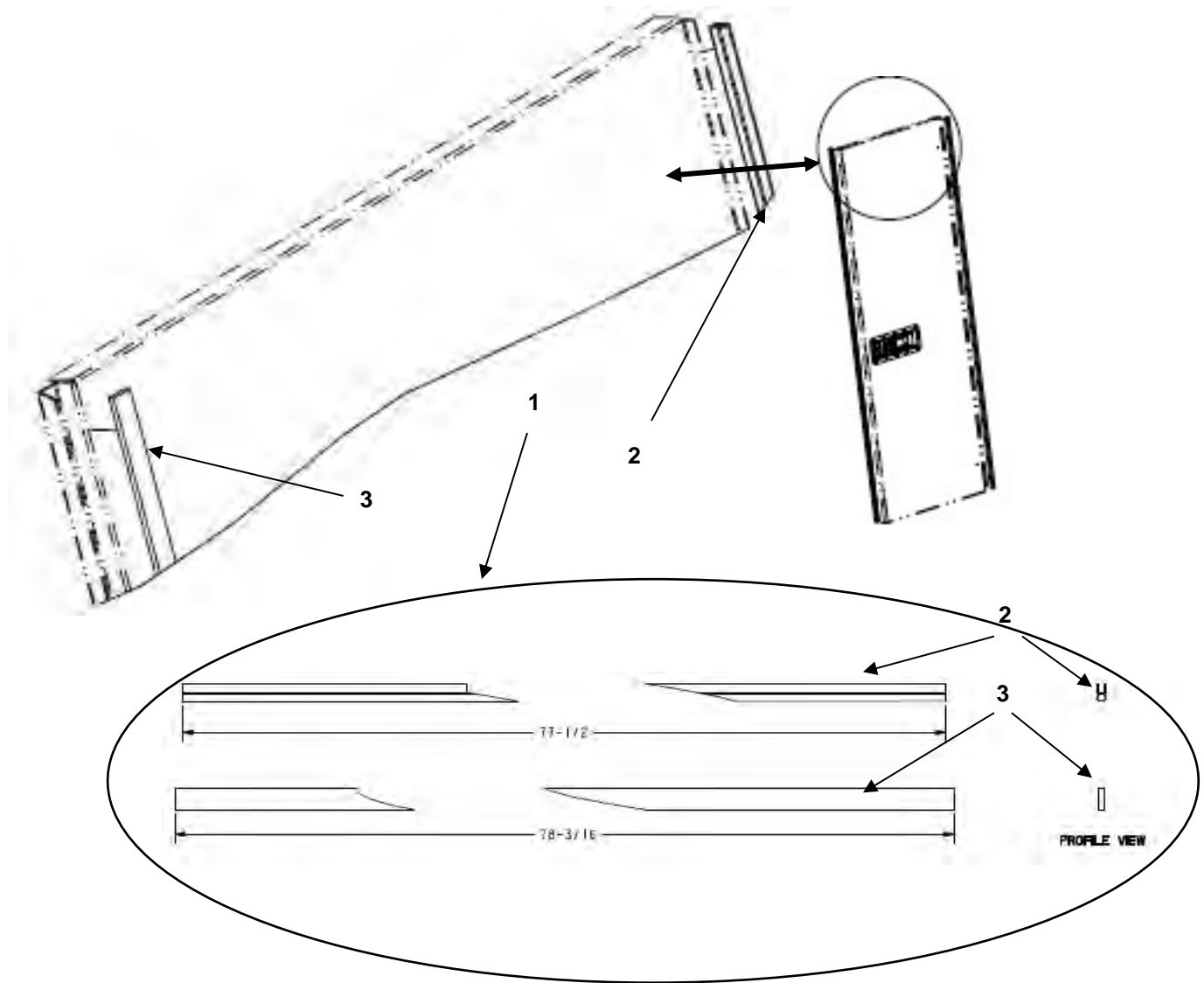


FIGURE 32 FPU 20-1 POCKET DOOR #2, #5, #7 & #10 EDGE SEALS

(1) ITEM NO.	(3) NSN	(4) CAGEC	(5) PART NUMBER	(6) DESCRIPTION AND USABLE ON CODE (UOC)	(7) QTY
				GROUP 0202 FIGURE 32 FPU 20-1 POCKET DOOR #2, #5, #7 & #10 EDGE SEALS	
1	Not Assigned	1NSG3	16212739	.GASKET KIT UOC: F2C F2D	1
2	Not Assigned	1NSG3	15820010	..SEAL HINGE SIDE 77 1/2" UOC: F2C F2D	1
3	Not Assigned	1NSG3	16212141	..SEAL LATCH SIDE 78 3/16" UOC: F2C F2D	1
END OF FIGURE 32					

FPU 20-1 POCKET DOOR ROLLER STOPS AND DOOR GUIDES

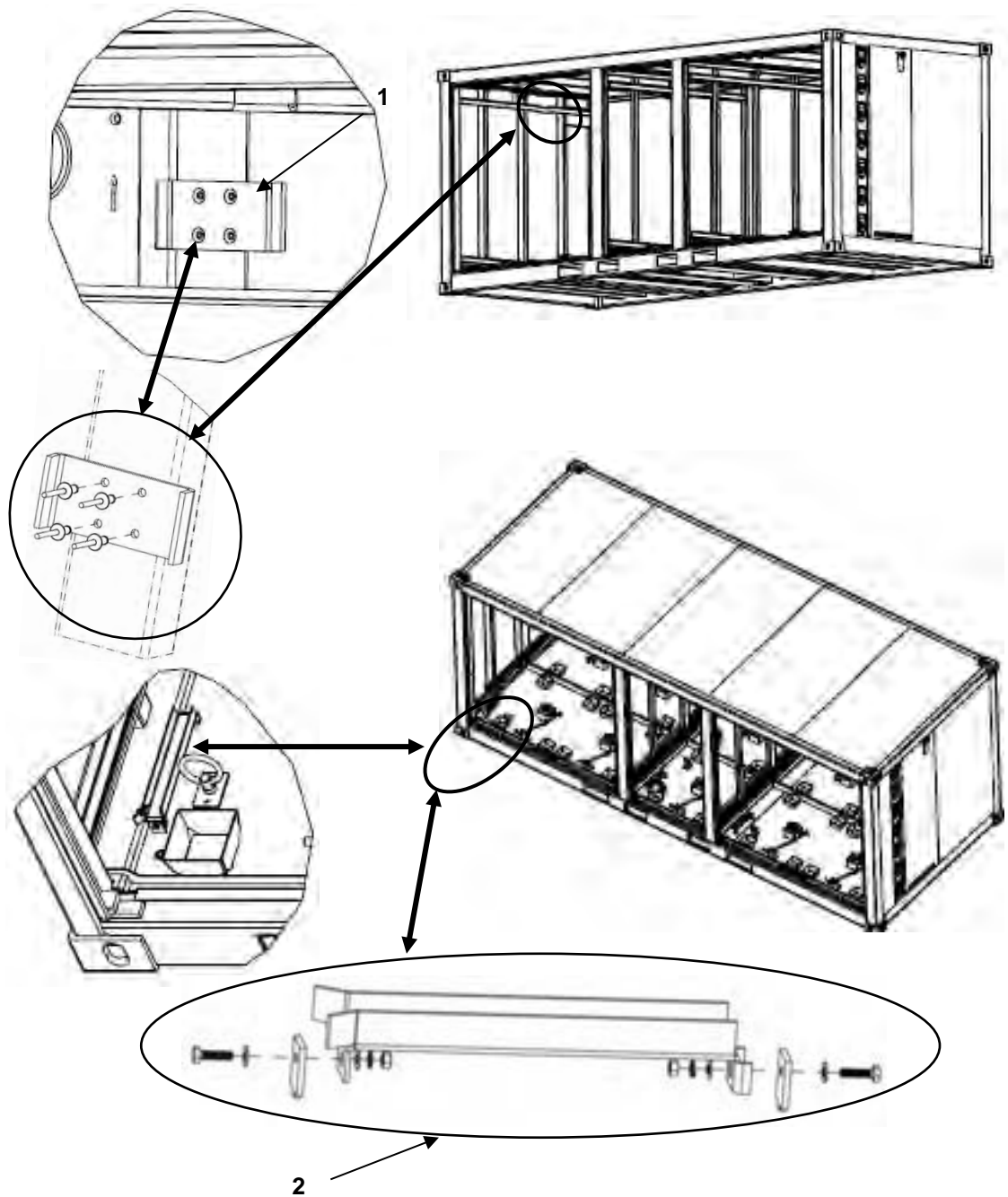


FIGURE 33 FPU 20-1 POCKET DOOR ROLLER STOPS AND DOOR GUIDES
NOTE: There are 10 door guides and 5 upper door stop locations

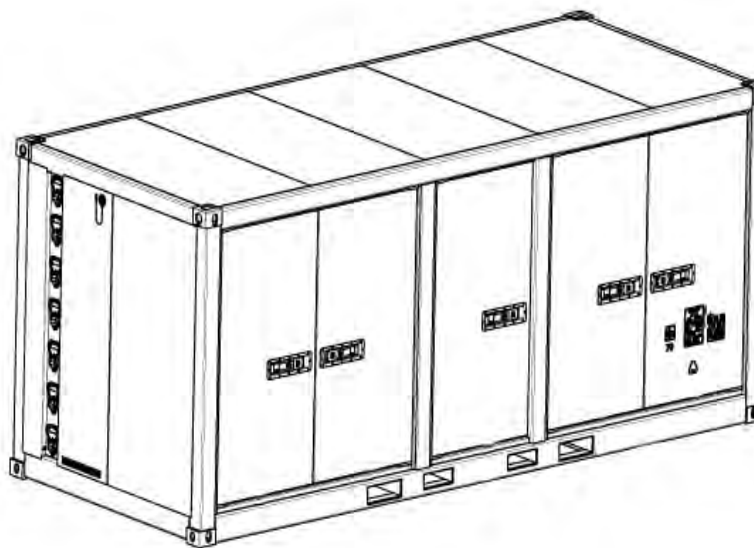
(1) ITEM NO.	(3) NSN	(4) CAGEC	(5) PART NUMBER	(6) DESCRIPTION AND USABLE ON CODE (UOC)	(7) QTY
				GROUP 0202 FIGURE 33 POCKET DOOR ROLLER STOPS AND GUIDES	
1	Not Assigned	1NSG3	15988604-001	.INTERIOR DOOR STOP GREEN UOC: F2C	5
2	Not Assigned	1NSG3	1265741-001	.DOOR ROLLER GUIDE ASSEMBLY W/Hardware GREEN UOC: F2C	10
1	Not Assigned	1NSG3	15988604-002	.INTERIOR DOOR STOP TAN UOC: F2D	5
2	Not Assigned	1NSG3	1265741-002	.DOOR ROLLER GUIDE ASSEMBLY W/Hardware TAN UOC: F2D	10
END OF FIGURE 33					

END OF WORK PACKAGE

This page was intentionally left blank

PARTS SUPPORTING INFORMATION
FPU® SYSTEMS OPERATION MANUAL
(INCLUDING REPAIR PARTS & SPECIAL TOOL LIST)
FPU/BOH CARGO CONTAINERS MODELS
FPU-8-2, BOH-CARGO-12-1, BOH-CARGO-6 & FPU-20-1 & FPU-20-2
BOH FPU Field Pack-up Units

FPU-20-2 CONTAINER



FIGURES 34 through 43A

FPU-20-2 CONTAINER INTERIOR FIXED FLOOR LAYOUTS

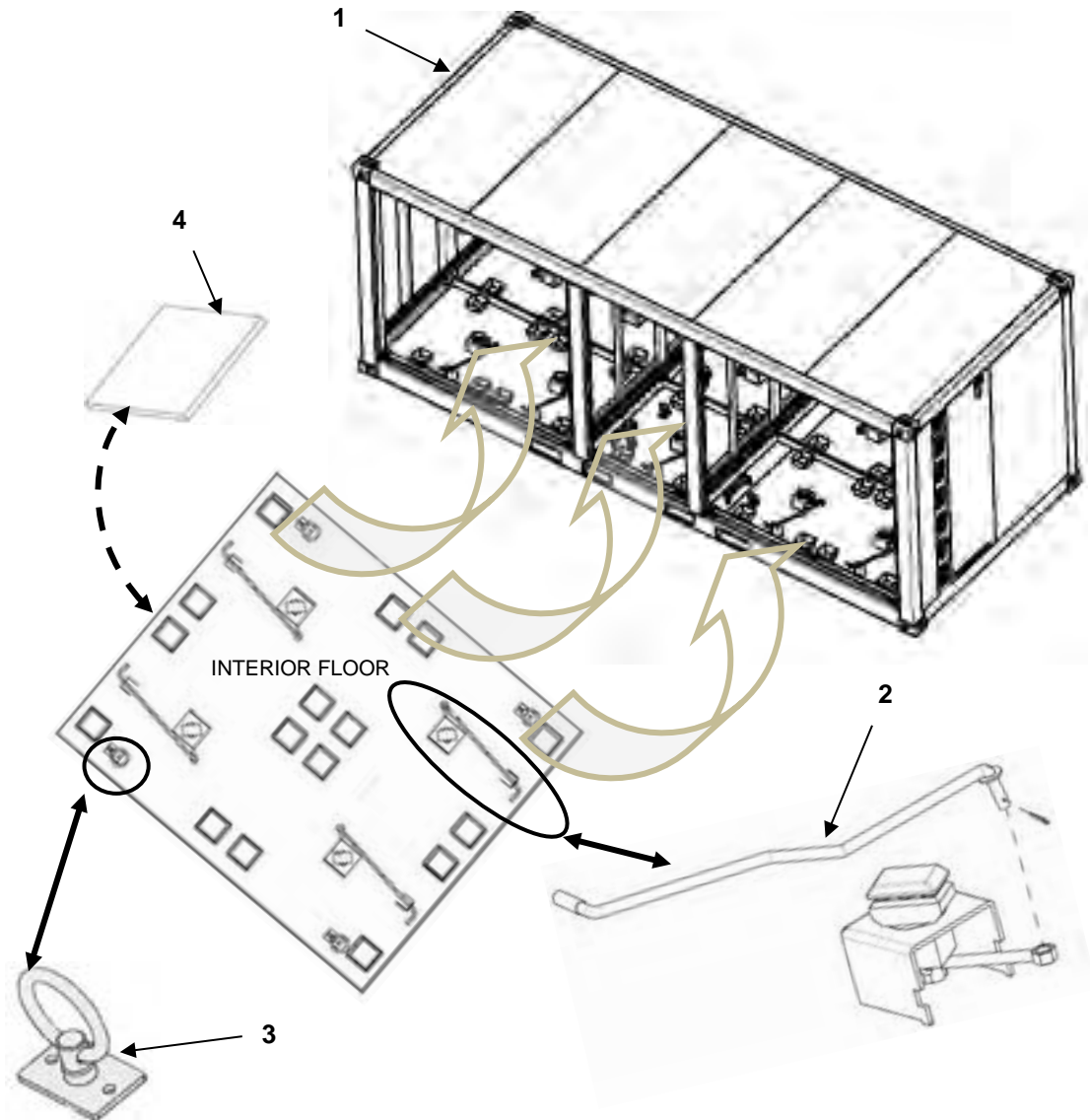


FIGURE 34 FPU-20-2 INTERIOR FIXED FLOOR LAYOUTS
NOTE: DOORS REMOVED FOR CLARITY

(1) ITEM NO.	(3) NSN	(4) CAGEC	(5) PART NUMBER	(6) DESCRIPTION AND USABLE ON CODE (UOC)	(7) QTY
				GROUP 03 FIGURE 34 FPU-20-2 CONTAINER	
1	8150-01-473-1208	1NSG3	15002002G	.FPU-20-2 GREEN UOC: F2E	1
2	Not Assigned	1NSG3	15988605-001	..MODULE LOCK HANDLE ASSEMBLY W/ HARDWARE GREEN UOC: F2E	4
3	8145-01-513-6262	1NSG3	15989005	..TIE DOWN RING ASSEMBLY	24
4	Not Assigned	1NSG3	15988627	.. RECEIVER PADS AND ADHESIVE	40
1	8150-01-518-8751	1NSG3	15002002T	.FPU-20-2 TAN UOC: F2F	1
2	Not Assigned	1NSG3	15988605-002	..MODULE LOCK HANDLE ASSEMBLY W/ HARDWARE TAN UOC: F2F	4
3	8145-01-513-6262	1NSG3	15989005	..TIE DOWN RING ASSEMBLY	24
4	Not Assigned	1NSG3	15988627	.. RECEIVER PADS AND ADHESIVE	40
END OF FIGURE 34					

FPU-20-2 CONTAINER EXTERIOR PARTS

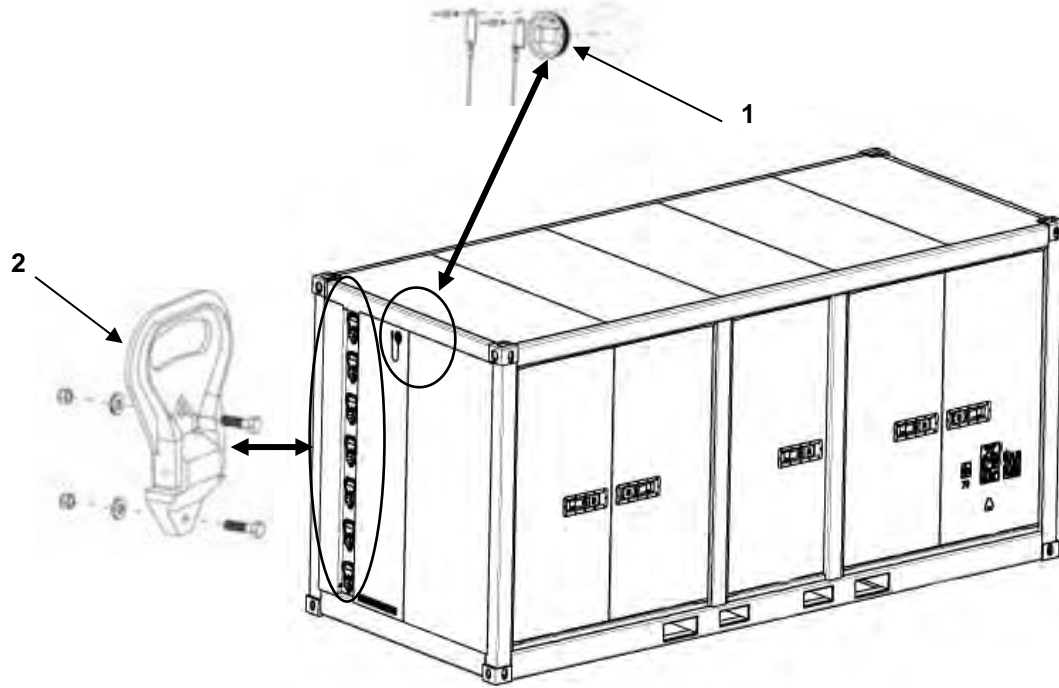
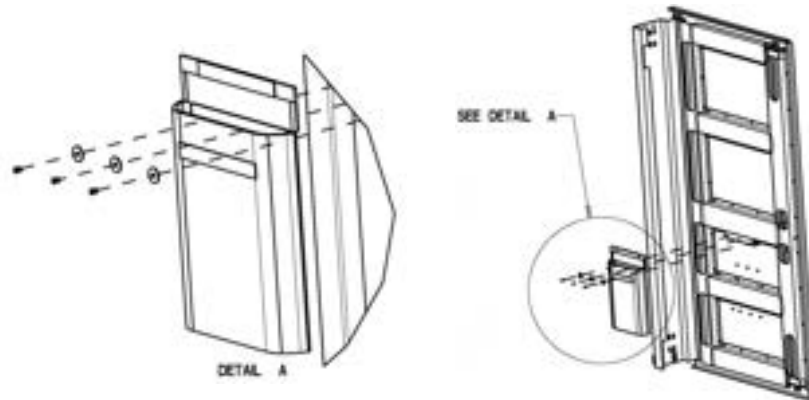
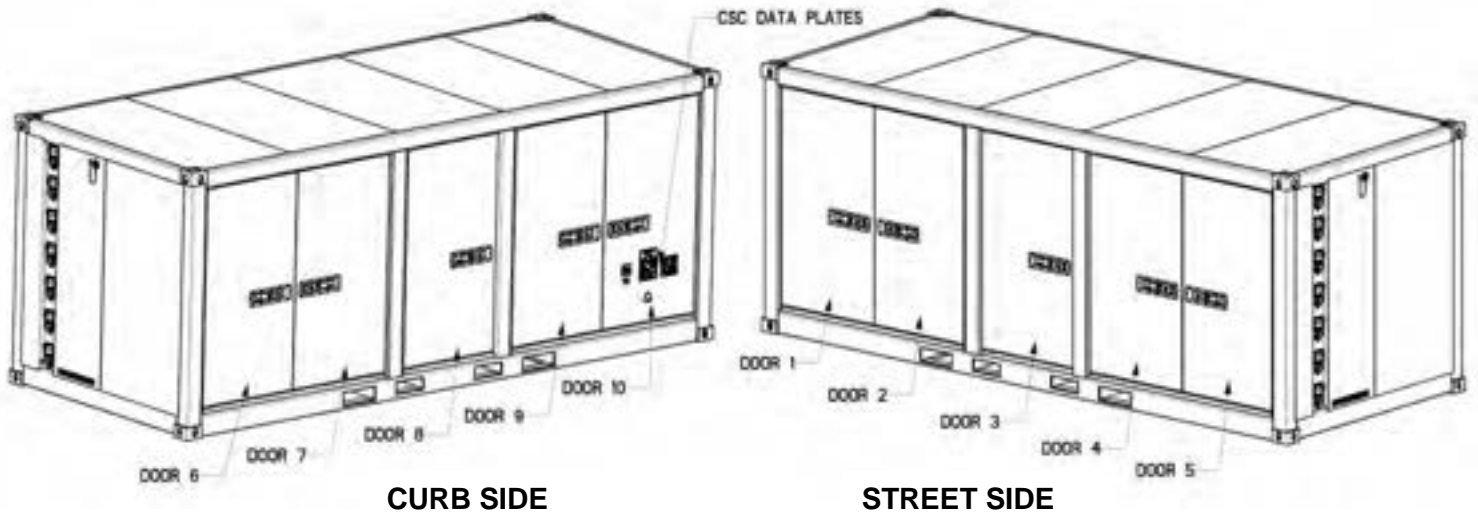


FIGURE 35 FPU-20-2 CONTAINER EXTERIOR PARTS

(1) ITE M NO.	(3) NSN	(4) CAGEC	(5) PART NUMBER	(6) DESCRIPTION AND USABLE ON CODE (UOC)	(7) QTY
				GROUP 0301 FIGURE 35 FPU-20-2 CONTAINER (EXTERIOR PARTS)	
1	Not Assigned	1NSG3	15981860-001	.BUNG ACCESS KIT GREEN	1
2	Not Assigned	1NSG3	15988603-001	.FOLDING STEP KIT GREEN	7
1	Not Assigned	1NSG3	15981860-002	.BUNG ACCESS KIT TAN	1
2	Not Assigned	1NSG3	15988603-002	.FOLDING STEP KIT TAN	7
END OF FIGURE 35					

FPU 20-2 DOOR ASSEMBLIES #1 THRU #10



DOCUMENT BAG DETAIL (DOOR 10)

FIGURE 36 FPU 20-2
POCKET DOOR ASSEMBLIES #1 THRU #10

NOTE: DOOR #10 HAS HOLES DRILLED FOR DATA PLATES AND DOCUMENT BAG

(1) ITEM NO.	(3) NSN	(4) CAGEC	(5) PART NUMBER	(6) DESCRIPTION AND USABLE ON CODE (UOC)	(7) QTY
				GROUP 0302 FIGURE 36 FPU 20-2 DOOR ASSEMBLIES #1 THRU #10	
1	Not Assigned	1NSG3	16212734-001	.DOOR ASSEMBLY COMPLETE #1,#3,#4,#6,#8 and #9 GREEN UOC: F2E	6
2	Not Assigned	1NSG3	16212735-001	.DOOR ASSEMBLY COMPLETE # 2 # 5 and #7 GREEN UOC: F2E	3
3	Not Assigned	1NSG3	16212750-001	.DOOR ASSEMBLY COMPLETE # 10 GREEN UOC: F2E	1
4	Not Assigned	1NSG3	15982246-001	..DOCUMENT BAG KIT W/ HARDWARE GREEN UOC: F2E	1
1	Not Assigned	1NSG3	16212734-002	.DOOR ASSEMBLY COMPLETE # 1 #3,#4,#6,#8 and #9 TAN UOC: F2F	6
2	Not Assigned	1NSG3	16212735-002	.DOOR ASSEMBLY COMPLETE # 2 # 5 and #7 TAN UOC: F2F	3
3	Not Assigned	1NSG3	16212750-002	.DOOR ASSEMBLY COMPLETE # 10 TAN UOC: F2F	1
4	Not Assigned	1NSG3	15982246-002	..DOCUMENT BAG KIT W/ HARDWARE TAN UOC: F2F	1
END OF FIGURE 36					

UNIVERSAL BEARING ASSEMBLIES DOOR #1 THRU #10

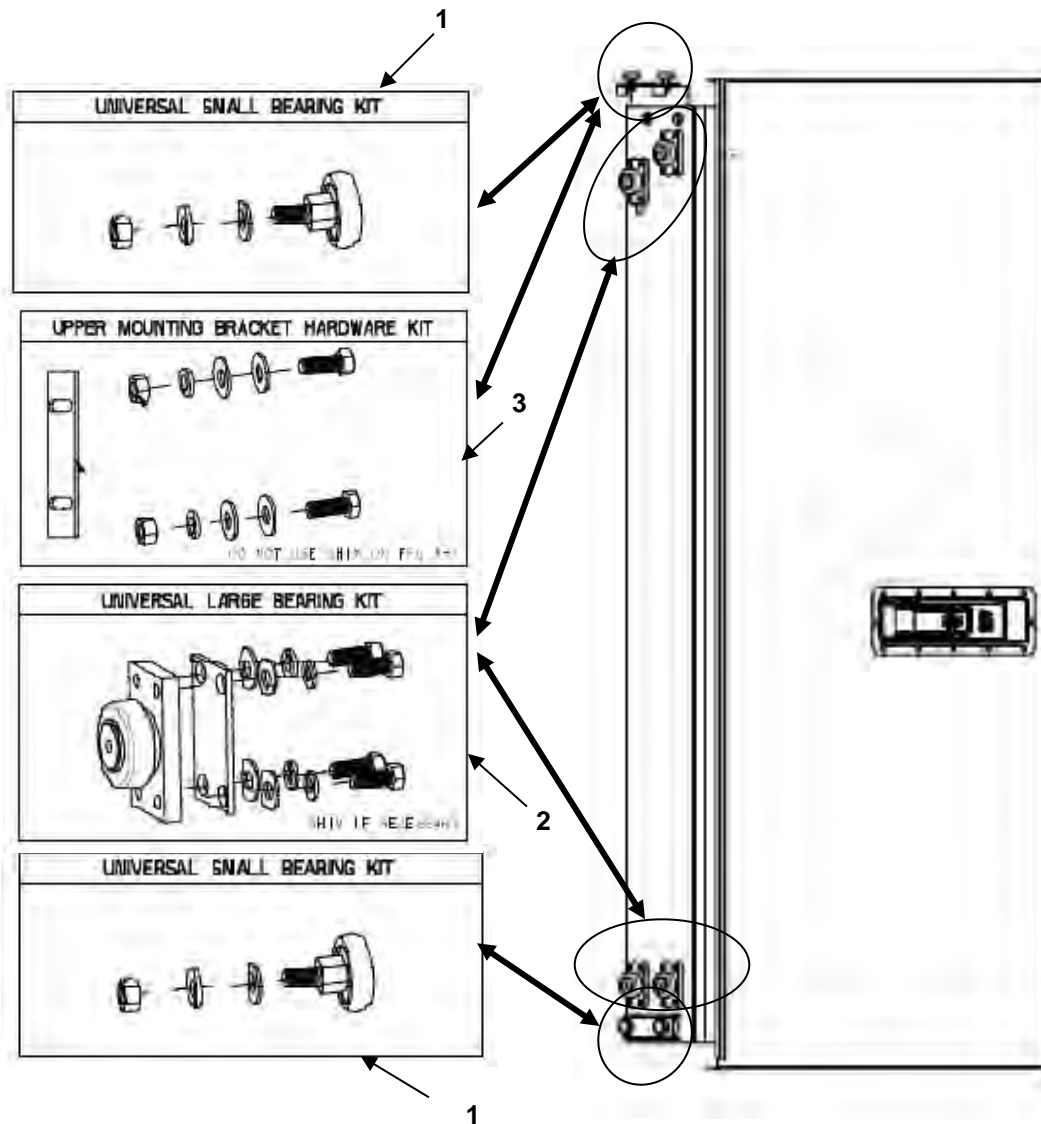


FIGURE 37 UNIVERSAL BEARING ASSEMBLIES DOOR #1 THRU #10

NOTE: THE BEARINGS ARE APPLICABLE TO ALL FPU POCKET TYPE DOORS

(1) ITEM NO.	(3) NSN	(4) CAGEC	(5) PART NUMBER	(6) DESCRIPTION AND USABLE ON CODE (UOC)	(7) QTY
				GROUP 0302 FIGURE 37 UNIVERSAL BEARING ASSEMBLIES DOOR #1 THRU #10	
1	Not Assigned	1NSG3	16212731	.UNIVERSAL SMALL BEARING KIT	4
2	Not Assigned	1NSG3	16212730	.UNIVERSAL LARGE BEARING KIT	4
3	Not Assigned	1NSG3	16212733	..UPPER MOUNTING BRACKET HARDWARE KIT	1
END OF FIGURE 37					

UNIVERSAL POCKET DOOR HANDLE ASSEMBLIES

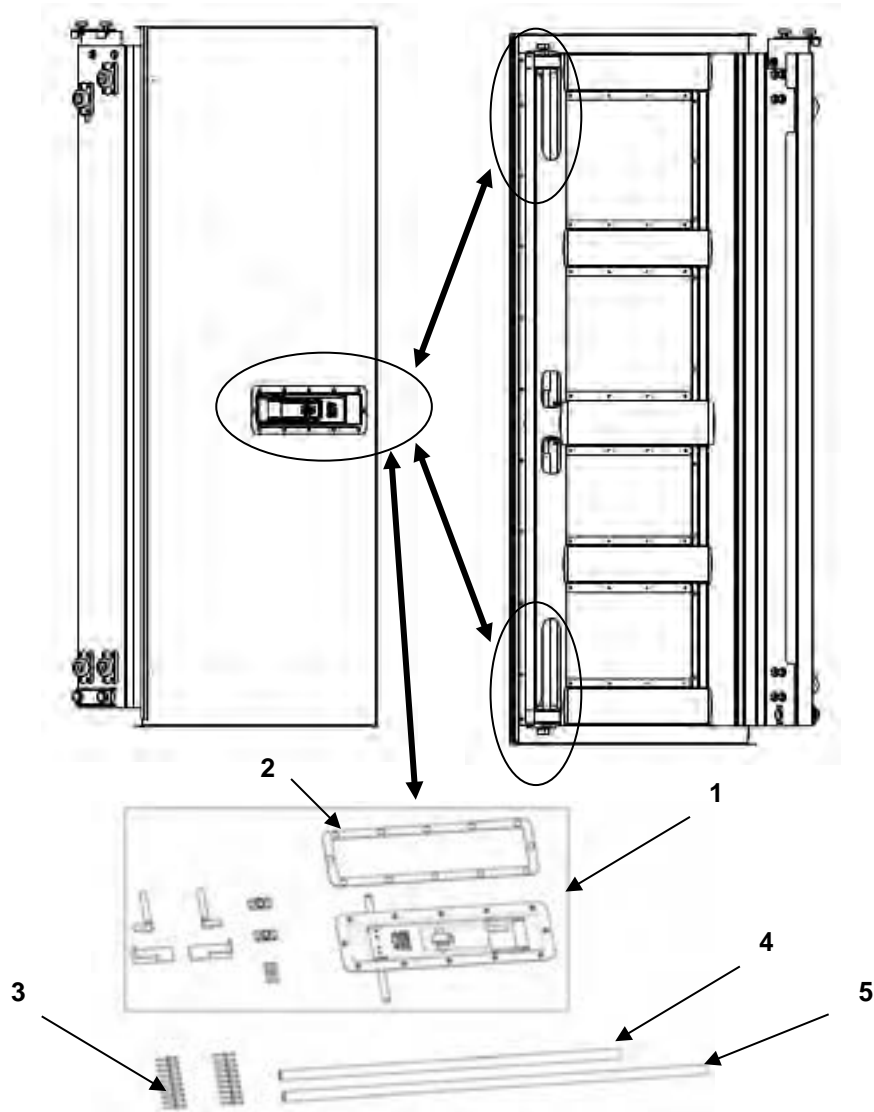
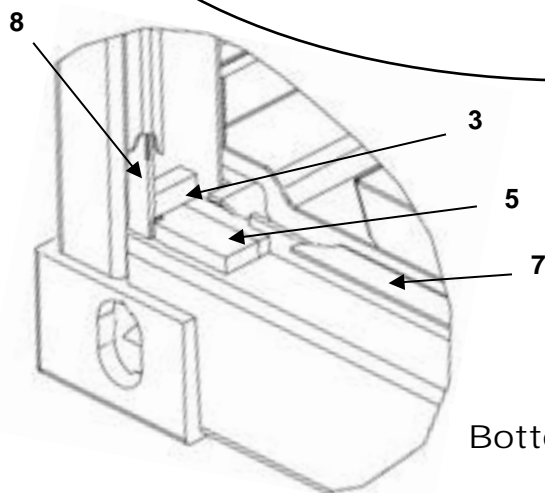
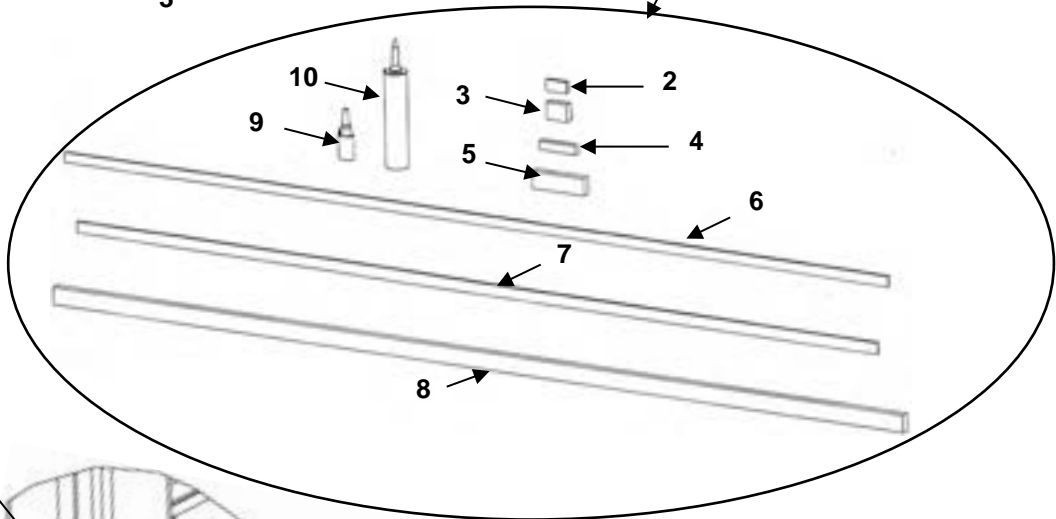
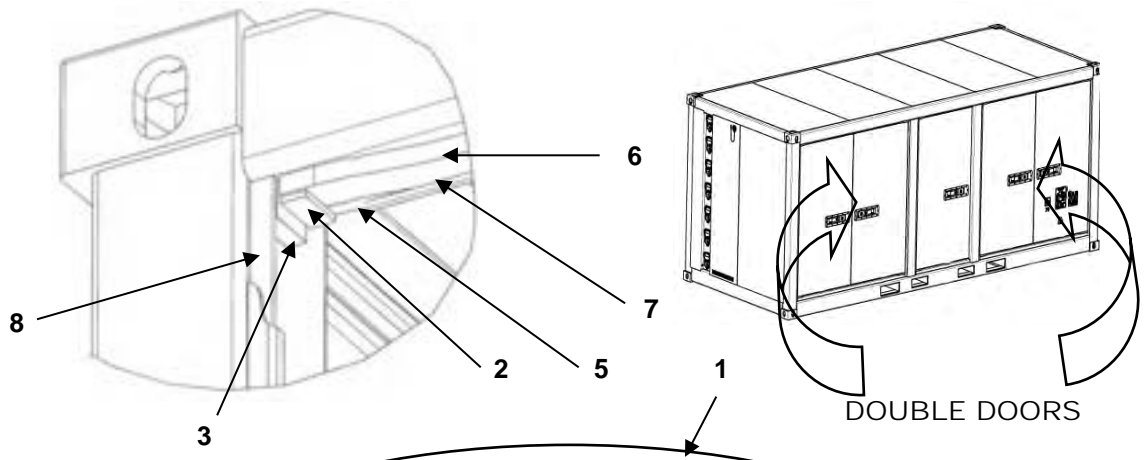


FIGURE 38 POCKET DOOR HANDLE ASSEMBLIES

(1) ITEM NO.	(3) NSN	(4) CAGEC	(5) PART NUMBER	(6) DESCRIPTION AND USABLE ON CODE (UOC)	(7) QTY
				GROUP 0302 FIGURE 38 FPU 20-2 POCKET DOOR HANDLE ASSEMBLIES	
1	Not Assigned	1NSG3	15980203	.HANDLE KIT W/HARDWARE CAMS and GUIDES UOC: F2E F2F	10
2	Not Assigned	1NSG3	15100362	..DOOR HANDLE SEAL	1
3	Not Assigned	1NSG3	15640311	..POP RIVETS 3/16" x 1/4" SB64-CLD	20
4	Not Assigned	1NSG3	1265081	..UPPER CAM PIPE UOC: F2E F2F	1
5	Not Assigned	1NSG3	16210160	..LOWER CAM PIPE UOC: F2E F2F	1
END OF FIGURE 38					

FPU 20-2 DOUBLE DOOR GASKET KIT

Top Corner View



Bottom Corner View

FIGURE 39 DOUBLE DOOR GASKET KIT

(1) ITEM NO.	(3) NSN	(4) CAGEC	(5) PART NUMBER	(6) DESCRIPTION AND USABLE ON CODE (UOC)	(7) QTY
				GROUP 0302 FIGURE 39 CONTAINER DOUBLE DOOR GASKET KIT	
1	Not Assigned	1NSG3	16212728	. CONTAINER DOUBLE DOOR GASKET KIT UOC: F2E F2F	AR
2	Not Assigned	1NSG3	15820012	.. GASKET, DOOR OPENING UPPER CORNER ¼ x 1 x 2"	2
3	Not Assigned	1NSG3	15820009	..GASKET, DOOR OPENING CORNER ¾ x 1-1/2 x 2"	4
4	Not Assigned	1NSG3	15820008	.. GASKET, DOOR OPENING CORNER 5/8 x ¾ x 3 ½"	4
5	Not Assigned	1NSG3	15820007	.. GASKET, DOOR OPENING CORNER 5/8 x 1 ½ x 3 ½"	2
6	Not Assigned	1NSG3	15820005	.. GASKET, DOOR OPENING VERTICAL ¼ x 1 x 81"	2
7	Not Assigned	1NSG3	15820036	..GASKET, DOOR OPENING UPPER AND LOWER ¼ x 1 x 78"	2
8	Not Assigned	1NSG3	15820026	..GASKET, DOOR OPENING UPPER DOUBLE DOOR ¾ x 1-1/2 x 82 13/16"	1
9	Not Assigned	1NSG3	15100122	..GLUE TURBO FUSE	1
10	Not Assigned	1NSG3	48500121	.. SEALANT SIKA-FLEX #221	1
END OF FIGURE 39					

FPU 20-21 SINGLE CENTER DOOR GASKET KIT

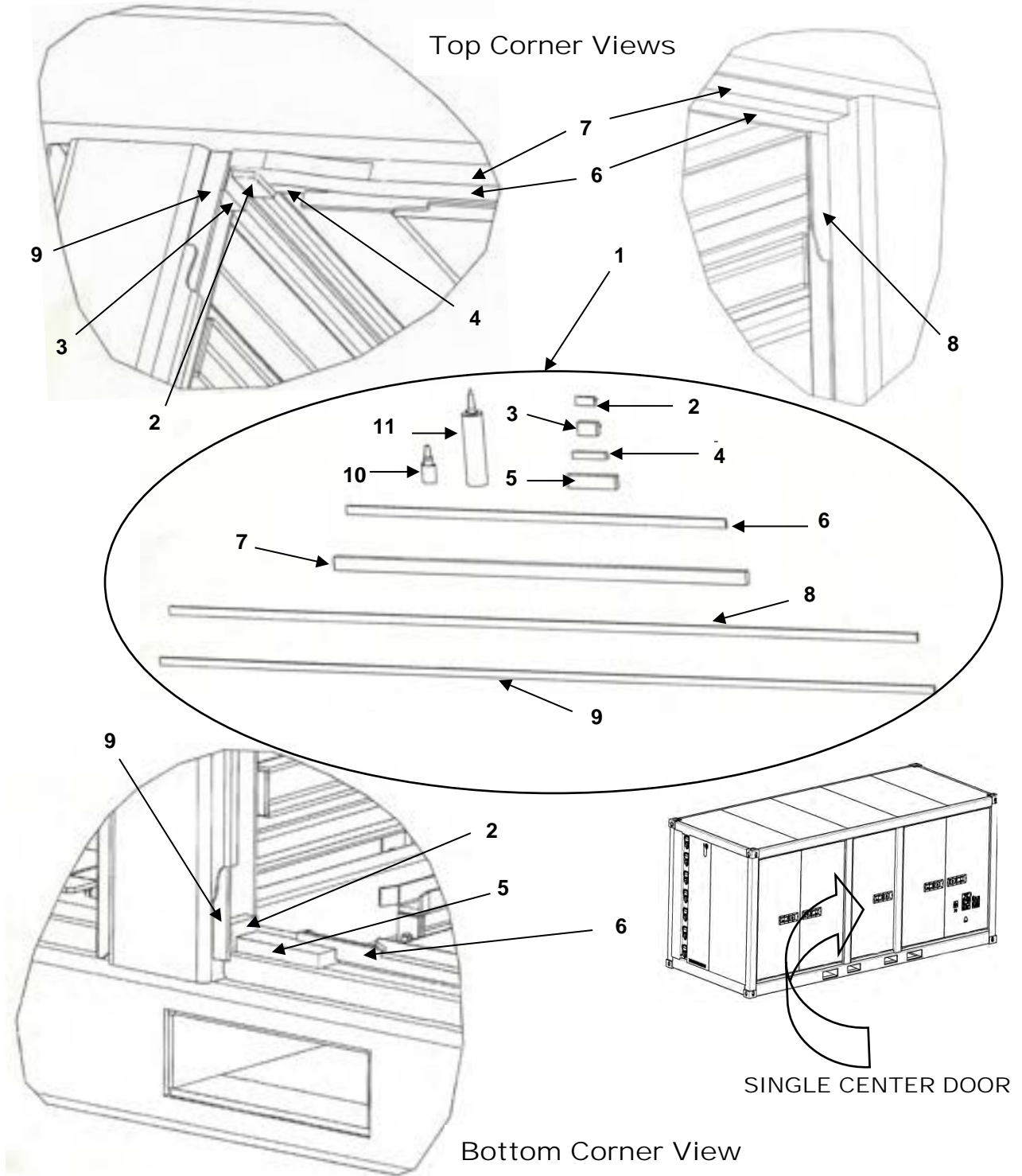


FIGURE 40 SINGLE CENTER DOOR GASKET KIT

(1) ITEM NO.	(3) NSN	(4) CAGEC	(5) PART NUMBER	(6) DESCRIPTION AND USABLE ON CODE (UOC)	(7) QTY
				GROUP 0302 FIGURE 40 FPU 20-2 SINGLE CENTER DOOR OPENING GASKET KIT	
1	Not Assigned	1NSG3	16212729	.CONTAINER SINGLE CENTER DOOR GASKET KIT	AR
2	Not Assigned	1NSG3	15820012	.. GASKET, DOOR OPENING UPPER CORNER ¼ x 1 x 2"	1
3	Not Assigned	1NSG3	15820009	..GASKET, DOOR OPENING CORNER ¾ x 1-1/2 x 2"	2
4	Not Assigned	1NSG3	15820008	.. GASKET, DOOR OPENING CORNER 5/8 x ¾ x 3 ½"	2
5	Not Assigned	1NSG3	15820007	.. GASKET, DOOR OPENING CORNER 5/8 x 1 ½ x 3 ½"	1
6	Not Assigned	1NSG3	15820017	..GASKET, DOOR OPENING HORIZONTAL SINGLE DOOR ¼ x 1 x 39 1/2"	2
7	Not Assigned	1NSG3	15820028	..GASKET, DOOR OPENING UPPER ¾ x 1 1/2 x 42 7/8"	1
8	Not Assigned	1NSG3	15820005	..GASKET, DOOR OPENING VERTICAL ¼ x 1 x 81"	1
9	Not Assigned	1NSG3	15820025	..GASKET, DOOR OPENING VERTICAL ¼ x 1 x 80 1/4"	1
10	Not Assigned	1NSG3	15100122	..GLUE TURBO FUSE	1
11	Not Assigned	1NSG3	48500121	.. SEALANT SIKA-FLEX #221	1
END OF FIGURE 40					

FPU 8-2 POCKET DOOR #1, #3, #4, #6, #8 & #9 EDGE SEALS

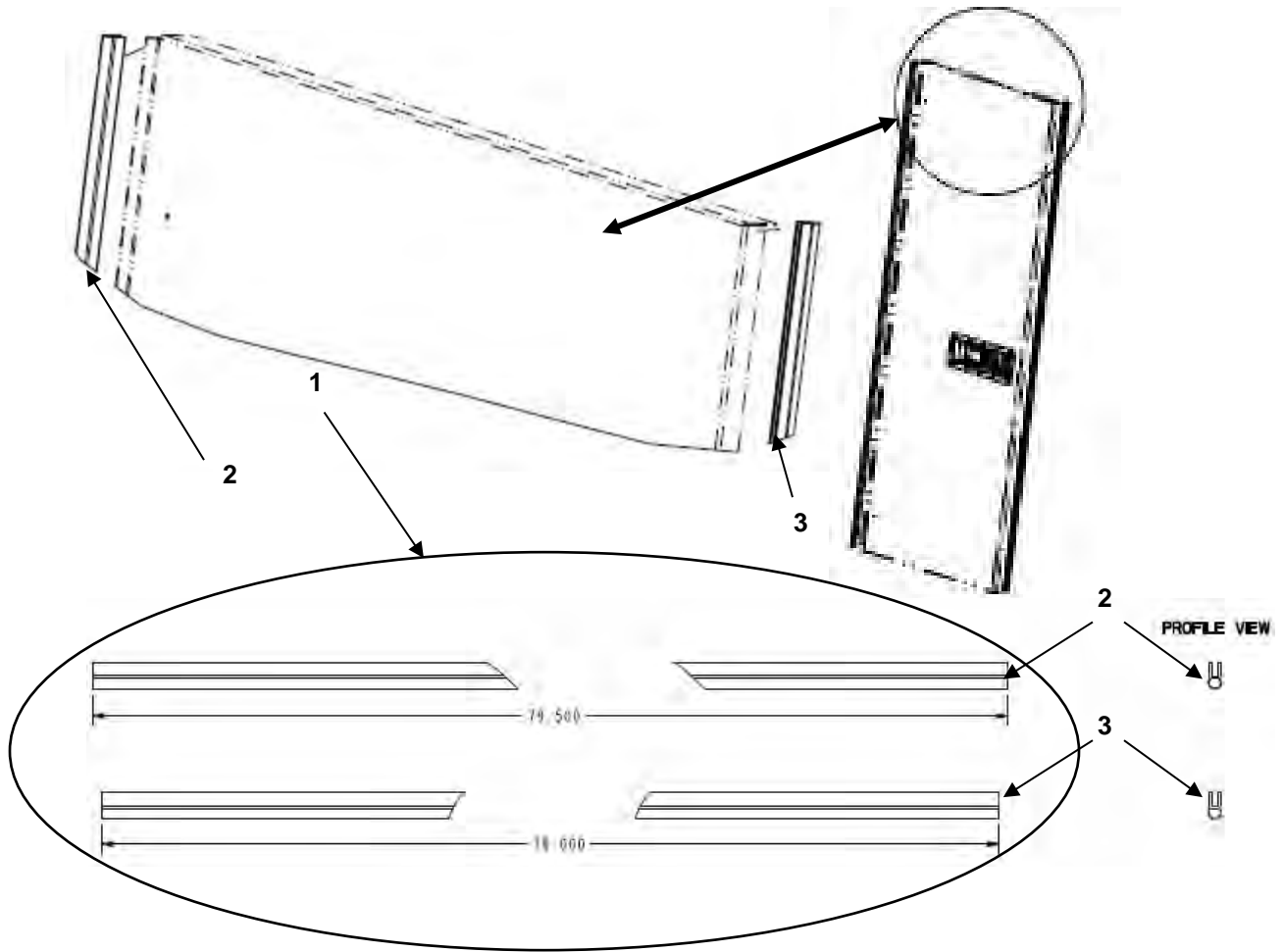


FIGURE 41 FPU 20-2 POCKET DOOR #1, #3, #4, #6, #8 & #9 EDGE SEALS

(1) ITEM NO.	(3) NSN	(4) CAGEC	(5) PART NUMBER	(6) DESCRIPTION AND USABLE ON CODE (UOC)	(7) QTY
				GROUP 0302 FIGURE 41 POCKET DOOR #1, #3, #4. #6, #8 & #9 EDGE SEALS	
1	Not Assigned	1NSG3	15981852	.GASKET KIT #1	1
2	Not Assigned	1NSG3	15820002	..SEAL LATCH SIDE 79.5 "	1
3	Not Assigned	1NSG3	15820004	..SEAL HINGE SIDE 79"	1
END OF FIGURE 41					

FPU 20-2 POCKET DOOR # 2 # 5 #7 & #10 EDGE SEALS

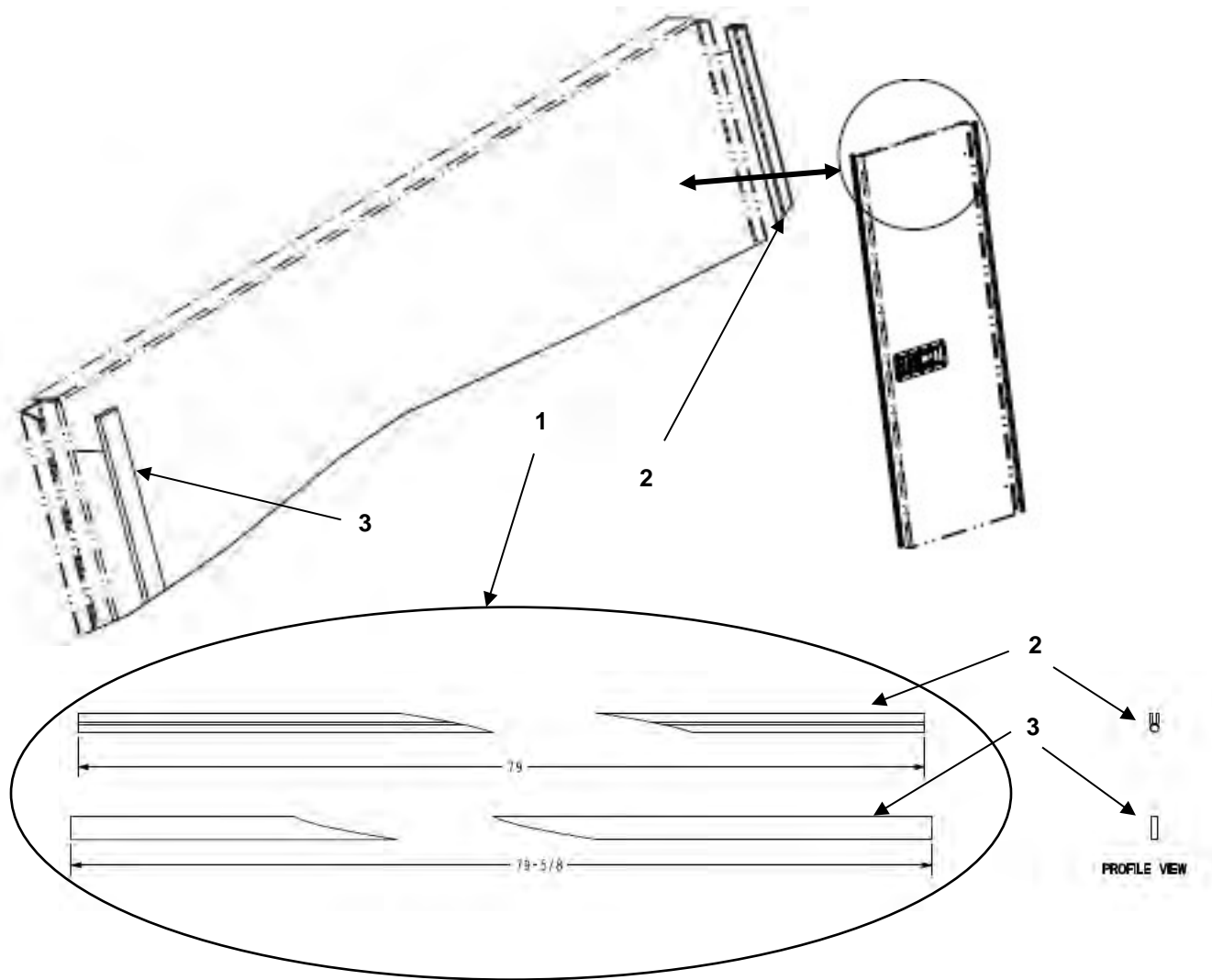


FIGURE 42 FPU 20-2 POCKET DOOR # 2 # 5 #7 & #10 EDGE SEALS

(1) ITEM NO.	(3) NSN	(4) CAGEC	(5) PART NUMBER	(6) DESCRIPTION AND USABLE ON CODE (UOC)	(7) QTY
				GROUP 0302 FIGURE 42 POCKET DOORS # 2 # 5 #7 & #10 EDGE SEALS	
1	Not Assigned	1NSG3	15988216	.GASKET KIT DOORS #2 #5 #7 & #10 UOC: F2E F2F	1
2	Not Assigned	1NSG3	15820004	..SEAL HINGE SIDE 79" UOC: F2E F2F	1
3	Not Assigned	1NSG3	15820014	..SEAL LATCH SIDE 79 5/8" UOC: F2E F2F	1
END OF FIGURE 42					

FPU 20-2 POCKET DOOR ROLLER STOPS AND DOOR GUIDES

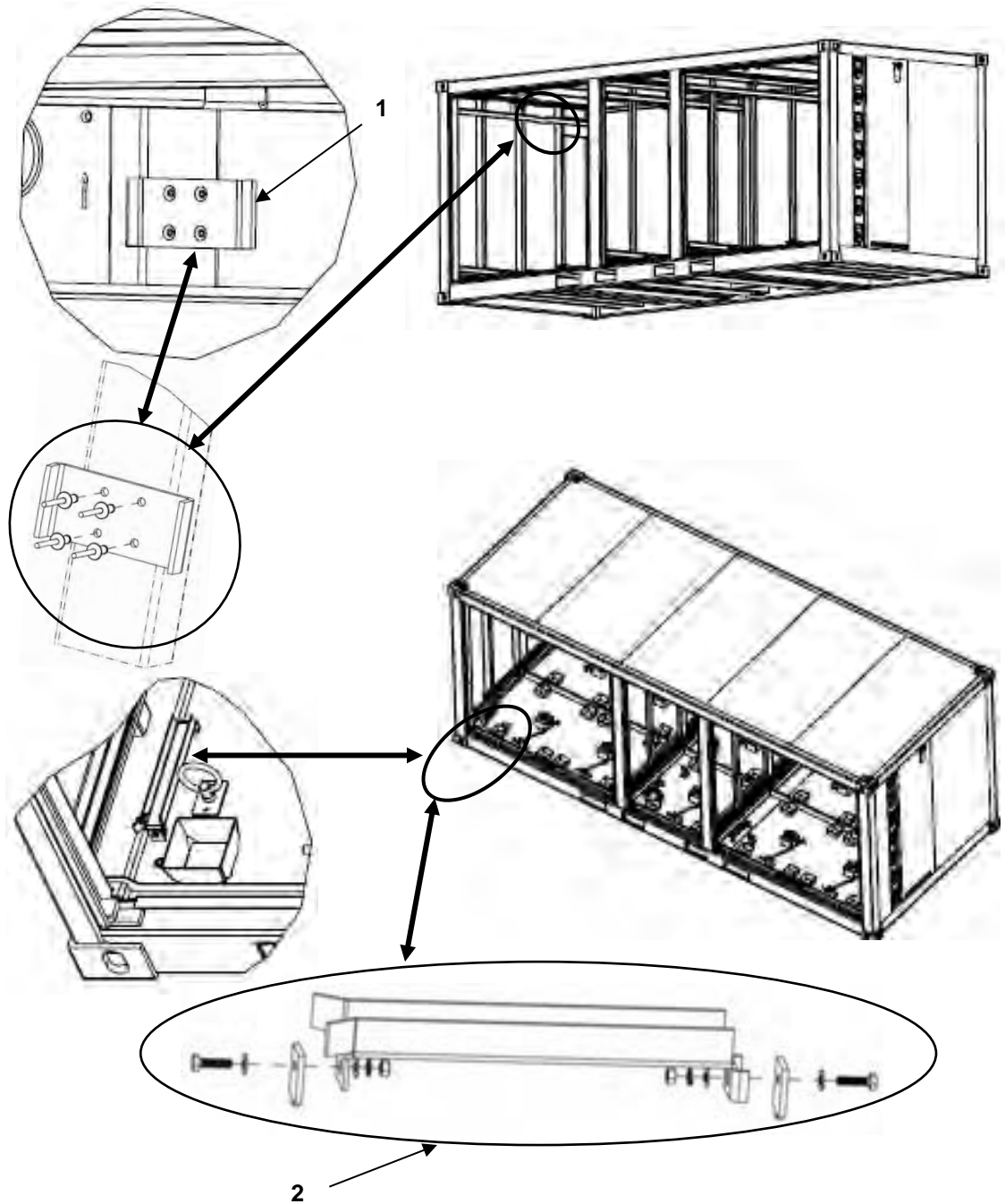


FIGURE 43 FPU 20-2 POCKET DOOR ROLLER STOPS AND DOOR GUIDES
NOTE THERE ARE 10 DOOR GUIDE AND 5 UPPER DOOR STOP LOCATIONS

(1) ITEM NO.	(3) NSN	(4) CAGEC	(5) PART NUMBER	(6) DESCRIPTION AND USABLE ON CODE (UOC)	(7) QTY
				GROUP 0302 FIGURE 43 POCKET DOOR ROLLER STOPS AND GUIDES	
1	Not Assigned	1NSG3	15988604- 001	.INTERIOR DOOR STOP GREEN UOC: F2E	5
2	Not Assigned	1NSG3	15981856- 001	.DOOR ROLLER GUIDE ASSEMBLY W/Hardware GREEN UOC: F2E	10
1	Not Assigned	1NSG3	15988604- 002	.INTERIOR DOOR STOP TAN UOC: F2F	5
2	Not Assigned	1NSG3	15981856- 002	.DOOR ROLLER GUIDE ASSEMBLY W/Hardware TAN UOC: F2F	10
END OF FIGURE 43					

FPU 20-2 DOCUMENT BAG (DOOR #10)

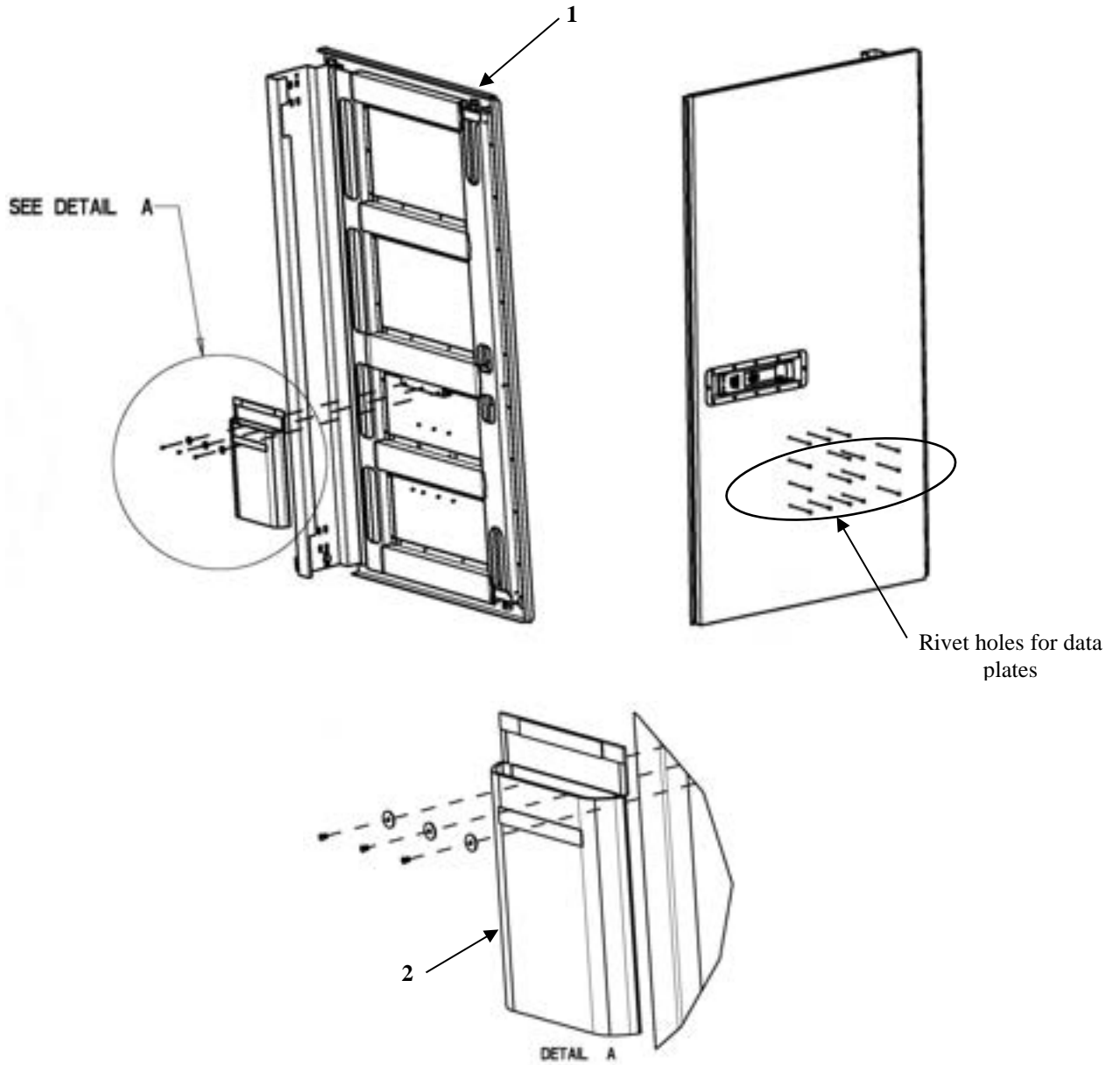


FIGURE 43A FPU 20-2 DOCUMENT BAG (DOOR #10)

(1) ITEM NO.	(3) NSN	(4) CAGEC	(5) PART NUMBER	(6) DESCRIPTION AND USABLE ON CODE (UOC)	(7) QTY
				GROUP 0302 FIGURE 43A DOCUMENT BAG (DOOR #10)	
1	Not Assigned	1NSG3	16212750- 001	.DOOR ASSEMBLY COMPLETE #10 GREEN UOC: F2E	1
2	Not Assigned	1NSG3	15982246- 001	..DOCUMENT BAG KIT W/ HARDWARE GREEN UOC: F2E	1
1	Not Assigned	1NSG3	16212750- 002	.DOOR ASSEMBLY COMPLETE #10 TAN UOC: F2F	1
2	Not Assigned	1NSG3	15982246- 002	..DOCUMENT BAG KIT W/ HARDWARE TAN UOC: F2F	1
END OF FIGURE 43A					

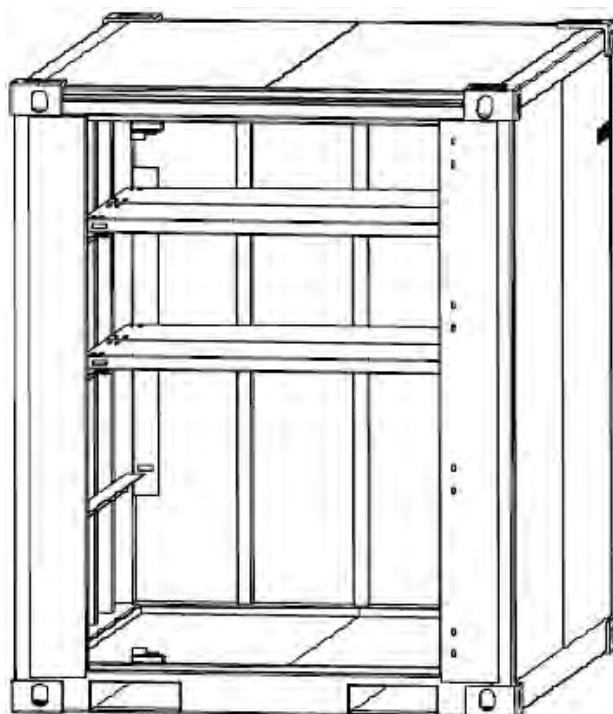
END OF WORK PACKAGE

This page was intentionally left blank

PARTS SUPPORTING INFORMATION

**FPU® SYSTEMS OPERATION MANUAL
(INCLUDING REPAIR PARTS & SPECIAL TOOL LIST)
FPU/BOH CARGO CONTAINERS MODELS
FPU-8-2, BOH-CARGO-12-1, BOH-CARGO-6 & FPU-20-1 & FPU-20-2
BOH FPU Field Pack-up Units**

BOH-6 BULK CARGO CONTAINER



**FIGURE 44 THROUGH 45
DOOR REMOVED FOR CLARITY**

BOH-6 BULK CARGO CONTAINER

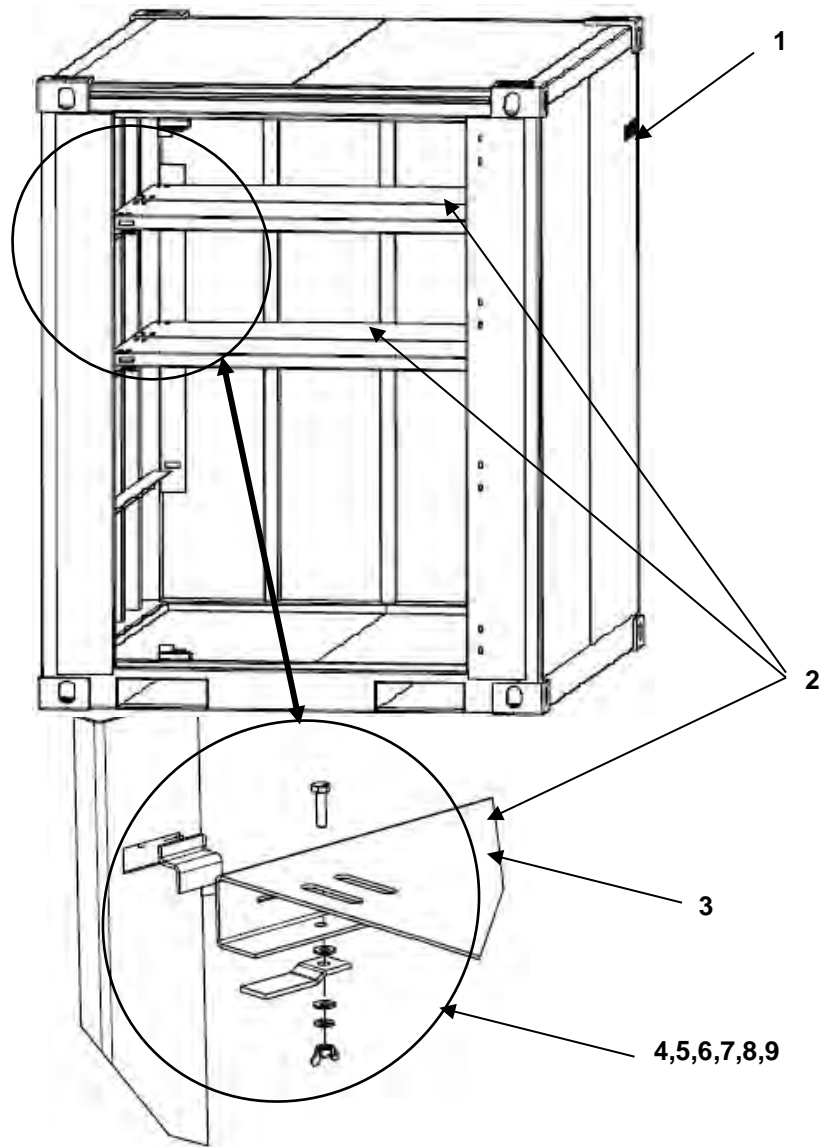


FIGURE 44 BOH-6 BULK CARGO CONTAINER
DOOR REMOVED FOR CLARITY

(1) ITEM NO.	(3) NSN	(4) CAGEC	(5) PART NUMBER	(6) DESCRIPTION AND USABLE ON CODE (UOC)	(7) QTY
				GROUP 04 FIGURE 44 BOH-6 BULK CONTAINER	
1	8145-01-481-0611	1NSG3	15000501G	.BOH 6 BULK CARGO CONTAINER GREEN	1
2	Not Assigned	1NSG3	15300026-001	..SHELF ASSEMBLY GREEN	3
3	Not Assigned	1NSG3	16200022-001	...SHELF ONLY GREEN	1
4	Not Assigned	1NSG3	16200023	...SHELF CLIP	4
5	Not Assigned	1NSG3	78030416	... BOLT ¼ x 1" GRADE 8	4
6	Not Assigned	1NSG3	78370304	...WASHER FLAT GRADE 8	8
7	Not Assigned	1NSG3	16200032	...RETAINING CLIP	4
8	Not Assigned	1NSG3	78330004	... WASHER LOCKING	4
9	Not Assigned	1NSG3	78070134	... WING NUT	4
1	8145-01-518-8866	1NSG3	15000501T	..BOH 6 BULK CARGO CONTAINER TAN	1
2	Not Assigned	1NSG3	15300026-002	..SHELF ASSEMBLY TAN	3
3	Not Assigned	1NSG3	16200022-002	...SHELF ONLY TAN	1
4	Not Assigned	1NSG3	16200023	...SHELF CLIP	4
5	Not Assigned	1NSG3	78030416	... BOLT ¼ x 1" GRADE 8	4
6	Not Assigned	1NSG3	78370304	...WASHER FLAT GRADE 8	8
7	Not Assigned	1NSG3	16200032	...RETAINING CLIP	4
8	Not Assigned	1NSG3	78330004	... WASHER LOCKING	4
9	Not Assigned	1NSG3	78070134	... WING NUT	4
END OF FIGURE 44					

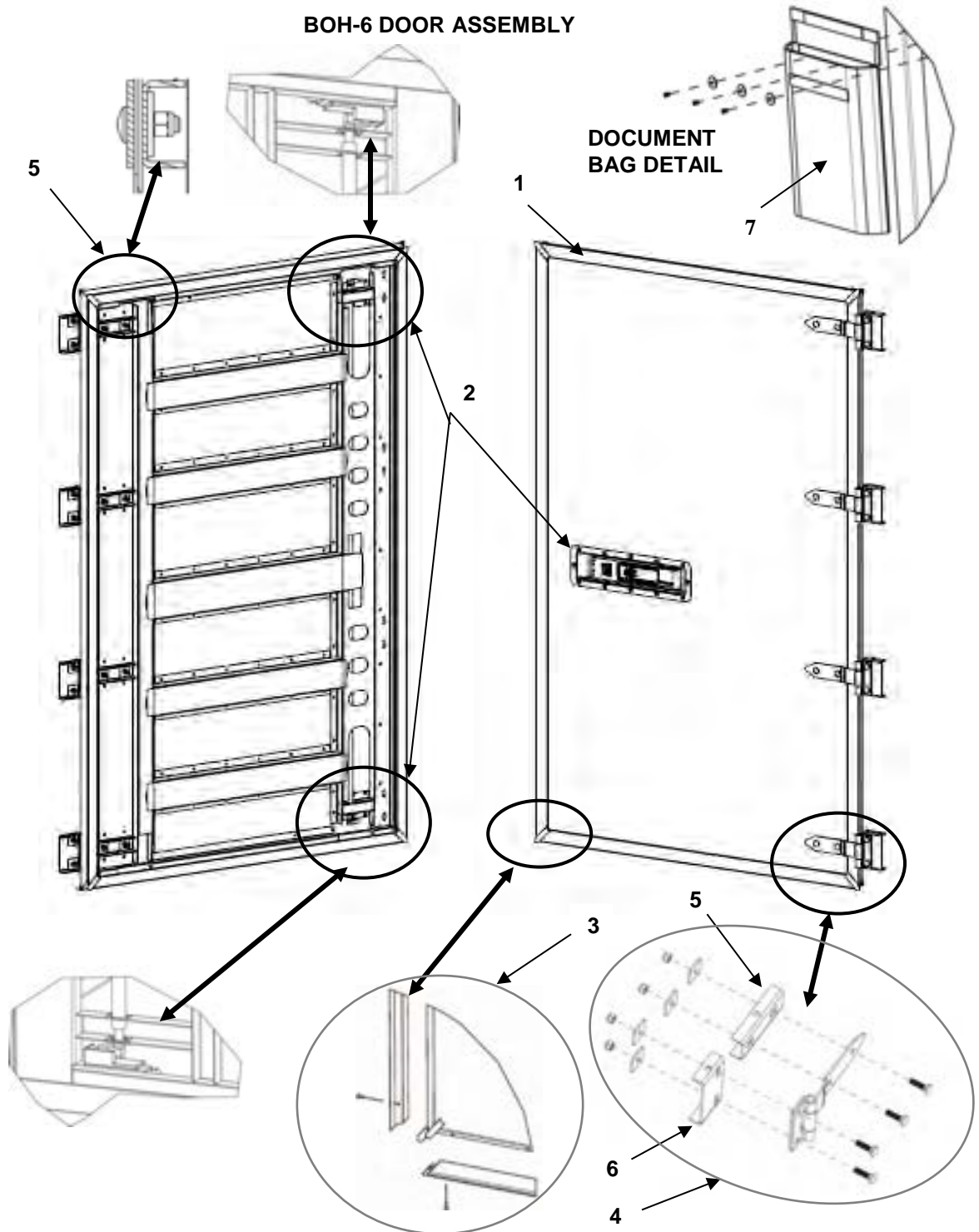


FIGURE 45 BOH-6 DOOR ASSEMBLY

(1) ITEM NO.	(3) NSN	(4) CAGEC	(5) PART NUMBER	(6) DESCRIPTION AND USABLE ON CODE (UOC)	(7) QTY
				GROUP 0401 FIGURE 45 BOH-6 DOOR ASSEMBLY	
1	Not Assigned	1NSG3	15980601-001	.DOOR COMPLETE GREEN	1
2	Not Assigned	1NSG3	15980603	..HANDLE KIT W/HARDWARE CAMS and GUIDES	1
3	Not Assigned	1NSG3	15980604	..DOOR SEAL KIT	1
4	Not Assigned	1NSG3	15981246-001	..HINGE KIT W/HARDWARE GREEN	4
5	Not Assigned	1NSG3	16230129-001	..BRACE HINGE A GREEN	4
6	Not Assigned	1NSG3	16520005-001	..BRACE HINGE B GREEN	4
7	Not Assigned	1NSG3	15982246-001	..DOCUMENT BAG KIT W/ HARDWARE GREEN	1
1	Not Assigned	1NSG3	15980601-002	.DOOR COMPLETE TAN	1
2	Not Assigned	1NSG3	15980603	..HANDLE KIT W/HARDWARE CAMS and GUIDES	1
3	Not Assigned	1NSG3	15980604	..DOOR SEAL KIT	1
4	Not Assigned	1NSG3	15981246-002	..HINGE KIT W/HARDWARE TAN	4
5	Not Assigned	1NSG3	16230129-002	..BRACE HINGE A TAN	4
6	Not Assigned	1NSG3	16520005-002	..BRACE HINGE B TAN	4
7	Not Assigned	1NSG3	15982246-002	..DOCUMENT BAG KIT W/ HARDWARE TAN	1
END OF FIGURE 45					

END OF WORK PACKAGE

This page was intentionally left blank

PARTS SUPPORTING INFORMATION

**FPU® SYSTEMS OPERATION MANUAL
(INCLUDING REPAIR PARTS & SPECIAL TOOL LIST)
FPU/BOH CARGO CONTAINERS MODELS
FPU-8-2, BOH-CARGO-12-1, BOH-CARGO-6 & FPU-20-1 & FPU-20-2
BOH FPU Field Pack-up Units**

NSN INDEX

NSN	FIG.	ITEM
8145-01-473-1207	34	1
8145-01-473-1208	24	1
8145-01-502-0581	01	4
8145-01-502-0581	02	1
8145-01-513-6262	15	3
8145-01-513-6262	24	3
8145-01-513-6262	34	3
8145-01-518-8859	01	4
8145-01-518-8859	02	1
8145-01-518-8750	24	1
8145-01-518-8751	34	1
8145-01-481-0611	44	1
8145-01-481-8866	44	1
8150-01-473-1213	15	1
8150-01-518-8749	15	1
8145-01-473-3026	23	1
8145-01-473-3032	23	2
8145-01-523-4122	23	3
END OF NSN TABLE		

END OF WORK PACKAGE

This page was intentionally left blank

PARTS SUPPORTING INFORMATION
**FPU® SYSTEMS OPERATION MANUAL
 (INCLUDING REPAIR PARTS & SPECIAL TOOL LIST)
 FPU/BOH CARGO CONTAINERS MODELS
 FPU-8-2, BOH-CARGO-12-1, BOH-CARGO-6 & FPU-20-1 & FPU-20-2
 BOH FPU Field Pack-up Units**
PART NUMBER INDEX

PART NUMBER	FIG.	ITEM
15100122	20	9
15100122	30	10
15100122	39	9
15100122	40	10
15100328	28	1
15100362	19	2
15100362	28	2
15100362	38	2
15150108	1	3
15240152	11	11
15240152	13	6
15300004	23	3
15640311	19	3
15640311	28	3
15640311	38	3
15820002	30	2
15820002	21	2
15820002	41	2
15820004	21	3
15820004	22	2
15820004	41	3
15820004	42	2
15820005	20	7
15820005	29	8
15820005	39	6
15820005	40	8

PART NUMBER	FIG.	ITEM
15820006	20	3
15820007	20	6
15820007	39	5
15820007	40	5
15820008	20	4
15820008	29	4
15820008	30	4
15820008	39	4
15820008	40	4
15820009	20	5
15820009	29	3
15820009	30	3
15820009	39	3
15820009	40	3
15820010	32	2
15820010	31	2
15820011	31	3
15820012	20	8
15820012	29	2
15820012	39	2
15820012	40	2
15820013	29	5
15820013	30	5
15820014	42	3
15820015	20	2

PART NUMBER	FIG.	ITEM
15820017	30	6
15820017	40	6
15820018	30	8
15820019	22	3
15820024	19	4
15820025	30	9
15820025	40	9
15820026	29	6
15820026	39	8
15820028	30	7
15820028	40	7
15820036	29	7
15820036	39	7
15940112	13	12
15940113	13	13
15940113	10	10
15980203	38	1
15980603	45	2
15980604	45	3
15981235	6	2
15981244	4	2
15981244	5	2
15981244	7	2
15981800	8	4
15981810	12	8
15981820	10	7
15981840	14	2
15981851	19	1
15981852	21	1
15981852	41	1
15981854	22	1
15981855	20	1
15988216	42	1
15988585	10	5

PART NUMBER	FIG.	ITEM
15988586	10	6
15988627	14	4
15988627	15	4
15988627	24	4
15988627	34	4
15988628	14	5
15988628	15	5
15988628	34	5
15988798	12	3
15988799	10	8
15988800	10	9
15988808	12	4
15988808	12	4
16200023	44	4
16200032	44	7
16210160	28	4
16210160	38	4
16212141	32	3
16212728	39	1
16212729	40	1
16212730	18	3
16212730	27	2
16212730	37	2
16212731	18	1
16212731	27	1
16212731	37	1
16212733	18	2
16212733	27	3
16212733	37	3
16212738	31	1
16212739	32	1
16212740	29	1
16212741	30	1

PART NUMBER	FIG.	ITEM
16212746	4	4
16212746	4	4
16212746	7	3
16212748	5	4
16212791	6	3
16220061	19	5
16220061	28	5
16220061	38	5
16220082	24	5
16220082	24	5
16501604	11	7
16501604	13	7
16501605	11	8
16501605	13	8
16501609	13	10
16501610	11	10
16501610	13	9
16501611	11	9
16501611	13	11
16509501	15	3
16509501	24	3
16509501	34	3
48500121	20	10
48500121	29	10
48500121	30	11
48500121	39	10
48500121	40	11
78030416	44	5
78070134	44	9
78330004	44	8
78370304	44	6
1265051-001	26	3
1265051-002	26	3

PART NUMBER	FIG.	ITEM
1265052-001	26	2
1265053-002	26	1
15000501G	44	1
15000501T	44	1
15000802G	15	1
15000802G	1	4
15000802T	15	1
15000802T	1	4
15001201G	1	2
15001201G	2	1
15001201T	1	2
15001201T	2	1
15002001G	24	1
15002001T	24	1
15002002G	34	1
15002002T	34	1
15300026-002	44	2
15310022-1POS	11	1
15310023-1POS	9	1
15530101-001	23	1
15530101-002	23	1
15530102-001	23	2
15530102-002	23	2
15980601-001	45	1
15980601-002	45	1
15981230-001	3	1
15981230-001	3	5
15981230-001	4	1
15981230-002	3	1
15981230-002	3	5
15981232-001	3	2
15981232-001	3	6
15981232-001	5	1

PART NUMBER	FIG.	ITEM
15981232-002	3	2
15981232-002	3	6
15981232-002	5	1
15981234-001	3	3
15981234-001	3	7
15981234-001	6	1
15981234-002	3	3
15981234-002	3	7
15981234-002	6	1
15981236-001	3	8
15981236-001	7	1
15981236-002	3	8
15981236-002	7	1
15981239-001	3	4
15981239-001	7	1
15981239-002	3	4
15981239-002	7	1
15981244-001	6	4
15981244-002	6	4
15981246-001	45	4
15981246-002	45	4
15981247-001	17	2
15981247-002	17	2
15981561-001	23	1
15981561-002	23	1
15981856-001	23	2
15981856-001	33	2
15981856-001	43	2
15981856-002	23	2
15981856-002	33	2
15981856-002	43	2
15981860-001	16	1
15981860-001	25	1

PART NUMBER	FIG.	ITEM
15981860-001	35	1
15981860-002	16	1
15981860-002	25	1
15981860-002	35	1
15982130-002	4	1
15982246-001	7	6
15982246-001	16	4
15982246-001	26	4
15982246-001	36	4
15982246-001	43A	2
15982246-001	45	7
15982246-002	7	6
15982246-002	16	4
15982246-002	26	4
15982246-002	36	4
15982246-002	43A	2
15982246-002	45	7
15988557-001	8	3
15988557-002	8	3
15988562-001	12	2
15988562-002	12	2
15988563-001	12	1
15988563-002	12	1
15988564-001	12	1
15988564-002	12	1
15988565-001	8	1
15988565-001	9	2
15988565-001	11	2
15988565-002	8	1
15988565-002	9	2
15988565-002	11	2
15988603-001	16	2
15988603-001	25	2

PART NUMBER	FIG.	ITEM
15988603-001	35	2
15988603-002	16	2
15988603-002	25	2
15988603-002	35	2
15988604-001	33	1
15988604-001	43	1
15988604-002	33	1
15988604-002	43	1
15988605-001	14	3
15988605-001	24	2
15988605-001	34	2
15988605-001	24	2
15988605-001	34	2
15988605-002	14	3
15988605-002	24	2
15988605-002	34	2
15988605-002	14	3
15988605-002	24	2
15988792-001	8	2
15988792-002	8	2
15988802-001	10	3
15988802-001	9	6
15988802-002	10	3
15988802-002	9	6
15988805-001	12	5
15988805-002	12	5
15988806-001	12	6
15988806-002	12	6
15988807-001	12	7
15988807-002	12	7
16200022-001	44	3
16200022-002	44	3
16210720-001	17	1

PART NUMBER	FIG.	ITEM
16210720-002	17	1
16210721-001	17	3
16210721-002	17	3
16212734-001	36	1
16212734-002	36	1
16212735-001	36	2
16212735-002	36	2
16212750-001	36	3
16212750-001	43A	1
16212750-002	36	3
16212750-002	43A	1
16212790-001	4	5
16212790-001	5	5
16212790-001	7	4
16212790-002	4	5
16212790-002	5	5
16212790-002	7	4
16220051-001	4	3
16220051-001	7	5
16220051-002	4	3
16220051-002	7	5
OMIT		
OMIT		
OMIT		
OMIT		
16230129-001	45	5
16230129-002	45	5
16501350-001	14	1
16501350-002	14	1
16502050-001	9	4
16502050-001	10	2
16502050-002	9	4
16502050-002	10	2

PART NUMBER	FIG.	ITEM
16502056-001	9	3
16502056-001	10	1
16502056-002	9	3
16502056-002	10	1
16503050-001	11	3
16503050-001	13	1
16503050-002	11	3
16503050-002	11	3
16503050-002	13	1
16503150-001	11	6
16503150-001	13	4
16503150-002	11	6
16503150-002	13	4
16503250-001	9	5
16503250-001	10	4
16503250-002	9	5
16503250-002	10	4
16504850-001	11	4
16504850-001	13	2
16504850-002	11	4
16504850-002	13	2
16504950-001	11	5
16504950-001	13	5
16504950-002	11	5
16504950-002	13	5
16506750-001	13	3
16506750-002	13	3
16520005-001	5	3
16520005-001	6	5
16520005-002	5	3
16520005-002	6	5

END OF WORK PACKAGE

PARTS SUPPORTING INFORMATION**FPU® SYSTEMS OPERATION MANUAL
(INCLUDING REPAIR PARTS & SPECIAL TOOL LIST)
FPU/BOH CARGO CONTAINERS MODELS
FPU-8-2, BOH-CARGO-12-1, BOH-CARGO-6 & FPU-20-1 & FPU-20-2
BOH FPU Field Pack-up Units****COMPONENTS OF END ITEM (COEI)**

INTRODUCTION**Scope**

This work package lists the Components of End Item (COEI) for the FPU SYSTEMS to help you inventory items for safe and efficient operation of the equipment.

General

The AAL, COEI and BII information is divided into the following lists:

Additional Authorization List (AAL) This list identifies items that do not have to accompany the FPU SYSTEMS and that do not have to be turned in with it.

Components of End Item (COEI). This list is for information purposes only and is not authority to requisition replacements. These items are part of the FPU SYSTEMS. As part of the end item, these items must be with the end item whenever it is issued or transferred between property accounts. Items of COEI are removed and separately packaged for transportation or shipment only when necessary. Illustrations are furnished to help you find and identify the items.

Basic Issue Items (BII). These essential items are required to place the FPU SYSTEMS in operation, operate it, and to do emergency repairs. Although shipped separately packaged, BII must be with the FPU SYSTEMS during operation and when it is transferred between property accounts. Listing these items is your authority to request/requisition them for replacement based on authorization of the end item by the TOE/MTOE. Illustrations are furnished to help you find and identify the items.

Explanation of Columns in the AAL

Column (1) – Illus Number. Gives you the number of the item illustrated.

Column (2) – National Stock Number (NSN). Identifies the stock number of the item to be used for requisitioning purposes.

Column (3) – Description, Commercial and Government Entity Code (CAGEC), and Part Number (P/N). Identifies the Federal item name (in all capital letters) followed by a minimum description when needed. The stowage location of COEI and BII is also included in this column. The last line below the description is the CAGEC (in parentheses) and the part number.

Column (4) – Usable On Code. When applicable, gives you a code if the item you need is not the same for different models of equipment.

UOC MODEL

F1A FPU-8-2/BOH-CARGO-12-1 GREEN
 F1B FPU-8-2/BOH-CARGO-12-1 TAN
 F3C FPU-8-2 GREEN
 F3D FPU-8-2 TAN
 F5A FPU-8-2/BOH-CARGO-6/FPU-8-2 GREEN
 F5B FPU-8-2/BOH-CARGO-6/FPU-8-2 TAN

Column (5) – Unit of Measure (U/M). Indicates the physical measurement or count of the item as issued per the National Stock Number (NSN) shown in column (2).

Column (6) – Qty Req. Indicates the quantity required.

Table 1 ADDITIONAL AUTHORIZED LIST (AAL)

(1) ILLUS NUMBER	(2) NATIONAL STOCK NUMBER	(3) DESCRIPTION, (CAGEC) AND PART NUMBER	(4) USABLE ON CODE	(5) UNIT OF MEASURE	(6) QTY RQR
1	8145-01-523-4120	Horizontal Interconnectors 1NSG3 15150108	F1A, F1B	ea.	4
2	8145-01-523-4136	Bridge Locks 25,000 lb. 1NSG3 15150115	F5A, F5B	ea.	2
3	8145-01-523-4079	Restraint Locks 2,550 lb. 1NSG3 15150118	F5A,F5B	ea.	2
4	8145-01-523-4122	Caster Kit for FPU-8-2 12,000 lbs total capacity for set of 4 1NSG3 15300004	F3C, F3D	ea.	1

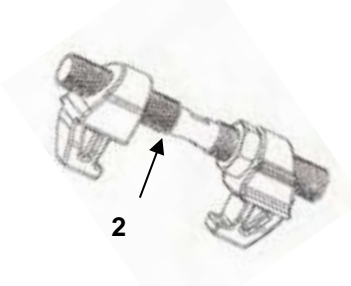
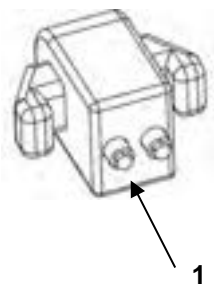
CAUTION

The Horizontal Interconnectors (1) are only used in the FPU-8-2 and the BOH-CARGO-12-1 container connection.

The Bridge Locks (2) are only used in connecting the FPU-8-2 and BOH-CARGO-6 Containers with loads that do not exceed 25,000 lb.

The Restraint Locks (3) are required in connecting the FPU-8-2 and BOH-CARGO-6 containers with loads that do not exceed 2,550 lb.

The Container Casters (4) are only used on the FPU-8-2 containers with loads that do not exceed 12,000 lb. See Appendix.



END OF WORK PACKAGE

BOH-PM-06-6
 Chapter 6 Rev. 4.05

Boh Environmental, LLC

MANUFACTURER'S LIMITED WARRANTY TERMS

(BOH-QF-23 Rev. 1.03)

Boh Environmental, LLC (BOH) warrants that the Products it manufactures, including the Field Pack-Up (FPU[®]) System, Containerized Mission Systems, Module Kits, and Bare Base Equipment, shall be free from defects in materials and workmanship for a period of one year from date of purchase when normally used and operated by the Customer. Unused Product containing missing or defective components shall be returned, within the warranty period, with proof of purchase, to BOH with transportation charges prepaid. BOH, at its option, shall supply a replacement item(s) or refund the purchase price of the Product. BOH shall in its sole discretion determine whether to replace the defective item(s) with identical items, or with items of identical quality and providing identical performance and functional capabilities. BOH will determine, at its sole discretion, whether or not the claim is a valid warranty item. If so, BOH will pay costs (actual transportation plus handling charge) for shipping of the replacement item, when this option is selected.

This warranty is void if Products have been damaged by the Customer as the result of improper or unreasonable use, or other causes not arising out of defects in material or workmanship. The warranty is also void if the Product has at any time been stored or used other than in accordance with the directions set out in the literature relating to the Product (e.g., user/operation manuals). BOH makes no other warranty or representation concerning the Products except that each will meet the performance specifications set forth in the literature relating to the Product. There are no further warranties, including any warranty of merchantability or fitness for a particular purpose covering the Product.

BOH will, at its option, either (1) credit user in the amount paid for any Product which does not perform to these specifications, or (2) replace such Product, provided user so notifies BOH within twelve (12) months of the Products purchase date. BOH shall not be responsible for any consequential damages to user arising as a result of such performance. The Customer will return the item at their cost, if required. Boh may elect to have its representative inspect the item to validate the claim.

Other product components included in the fabrication of items purchased under contract (e.g., air conditioners and generators) that are not manufactured by Boh Environmental are warranted by their individual manufacturer. Copies of such warranties are supplied with the finished Product or are available through BOH.

Please contact BOH for other contract specific warranty terms

This page was intentionally left blank

THE METRIC SYSTEM AND EQUIVALENTS

Linear Measure

1 centimeter = 10 millimeters = .39 inch

1 decimeter = 10 centimeters = 3.94 inches

1 meter = 10 decimeters = 39.37 inches

1 decameter = 10 meters = 32.8 feet

1 hectometer = 10 decameters = 328.08 feet

1 kilometer = 10 hectometers = 3,280.8 feet

Weights

1 centigram = 10 milligrams = .15 grain

1 decigram = 10 centigrams = 1.54 grains

1 gram = 10 decigrams = .035 ounce

1 dekagram = 10 grams = .35 ounce

1 hectogram = 10 dekagrams = 3.52 ounces

1 kilogram = 10 hectograms = 2.2 pounds

1 quintal = 100 kilograms = 220.46 pounds

1 metric ton = 10 quintals = 1.1 short tons

Liquid Measure

1 centiliter = 10 milliliters = .34 fl. ounce

1 deciliter = 10 centiliters = 3.38 fl. ounces

1 liter = 10 deciliters = 33.81 fl. ounces

1 deciliter = 10 liters = 2.64 gallons

1 hectoliter = 10 deciliters = 26.42 gallons

1 kiloliter = 10 hectoliters = 264.18 gallons

Square Measure

1 sq. centimeter = 100 sq. millimeters = .155 sq. inch

1 sq. decimeter = 100 sq. centimeters = 15.5 sq. inches

1 sq. meter = 100 sq. decimeters = 10.76 sq. feet

1 sq. decameter = 100 sq. meters = 1,076.4 sq. feet

1 sq. hectometer = 100 sq. decameters = 2.47 acres

1 sq. kilometer = 100 sq. hectometers = .386 sq. mile

Cubic Measure

1 cu. centimeter = 1000 cu. millimeters = .06 cu. inch

1 cu. decimeter = 1000 cu. centimeters = 61.02 cu. inches

1 cu. meter = 1000 cu. decimeters = 35.31 feet

Approximate Conversion Factors

To change	To	Multiply by	To change	To	Multiply by
Inches	centimeters	2.540	ounce-inches	Newton-meters	0.007062
feet	meters	0.305	centimeters	inches	0.394
yards	meters	0.914	meters	feet	3.280
miles	kilometers	1.609	meters	yards	1.094
square inches	square centimeters	6.451	kilometers	miles	0.621
square feet	square meters	0.093	square centimeters	square inches	0.155
square yards	square meters	0.836	square meters	square feet	10.764
square miles	square kilometers	2.590	square meters	square yards	1.196
acres	square hectometers	0.405	square kilometers	square miles	0.386
cubic feet	cubic meters	0.028	square hectometers	acres	2.471
cubic yards	cubic meters	0.765	cubic meters	cubic feet	35.315
fluid ounces	milliliters	29.573	cubic meters	cubic yards	1.308
pints	liters	0.473	milliliters	fluid ounces	0.034
quarts	liters	0.946	liters	pints	2.113
gallons	liters	3.785	liters	quarts	1.057
ounces	grams	28.349	liters	gallons	0.264
pounds	kilograms	0.454	grams	ounces	0.035
short tons	metric tons	0.907	kilograms	pounds	2.205
pound-feet	Newton-meters	1.356	metric tons	short tons	1.102
pound-inches	Newton -meters	0.11296			

Temperature (Exact)

$\frac{5}{9}$ (after subtracting 32) $\frac{C}{5} + 32 = F$